



## **Core Collection – Child Find (SPPI-11 and SPPI-12)**

---

---

- **Responsibilities and Requirements**
- **Timelines and TWEDS**
- **Core Collection Roles**
- **DMC Options**
- **Promoting Child Find Data**
- **Validating Child Find Data**
- **Verifying Child Find Reports**
- **Preparing/Finalizing Child Find Data**



## TSDS Child Find Core Collection

### TSDS Child Find – Submission Purpose, Responsibilities & Requirements

Child Find combines State Performance Plan Indicator 11 (SPPI-11) and State Performance Plan Indicator 12 (SPPI-12) in the TSDS Core Collection. SPPI-11 refers to the timely evaluation of students, ages 3-21, for special education services under Part B of IDEA. SPPI-12 refers to children who are referred from Part C of IDEA prior to age 3, found eligible for Part B of IDEA, and have an individualized education plan (IEP) developed and implemented by their third birthday to receive early childhood special education (ECSE) services from a local education agency (LEA). Both SPPI-11 and SPPI-12 are compliance indicators and data for both are needed to meet federal reporting requirements related to special education Child Find activities.

Child Find data consists of two categories: Education Organization and Student. The data is reported in six domains: Alternative and Supplemental Services, Education Organization, Enrollment, School Calendar, Student Identification and Demographics, Student Special Education Program Eligibility Association.

Districts will send their Child Find data collection through the TSDS Portal in TEAL.

### 2024-2025 Submission Timeline

Child Find Collection	
TSDS ready to load data to IODS	August 5, 2024
Child Find ready for users to complete	May 19, 2025
<b>Child Find Submission due date for LEAs</b>	<b>July 31, 2025</b>
Child Find data available to customers	August 14, 2025

### TWEDS – TSDS Web-Enabled Data Standards

The data submitted through TSDS must be in XML format as defined in TWEDS (TSDS Web-Enabled Data Standards). The TWEDS is located on the TSDS website.

[http://www.texasstudentdatasystem.org/TSDS/TEDS/TEDS\\_Latest\\_Release/](http://www.texasstudentdatasystem.org/TSDS/TEDS/TEDS_Latest_Release/)

2024-2025 Texas Education Data Standards	Released
<a href="#">2024-2025 Texas Education Data Standards via TWEDS</a>	09/03/2024
<a href="#">TSDS TEDS Cumulative Change Log</a>	04/30/2025
<a href="#">TSDS TEDS Cumulative Descriptor Table Change Log</a>	09/05/2024
<a href="#">TSDS TEDS Cumulative Data Validation Rule Change Log</a>	04/30/2025
<a href="#">TEA Ed-Fi Handbook</a>	09/03/2024
<a href="#">ECDS Assessment Specifications</a>	09/05/2024

According to TEDS the LEAs (Local Education Agencies) are responsible for:

- Submitting current, complete, and accurate data for each PEIMS and TSDS Core Collections
- Validating and editing data according to the business rules and validations
- Correcting all errors during the validation process
- Delivering “fatal-free” corrected data on or before any due dates set by the ESC or TEA

## TSDS – Core Access and User Roles

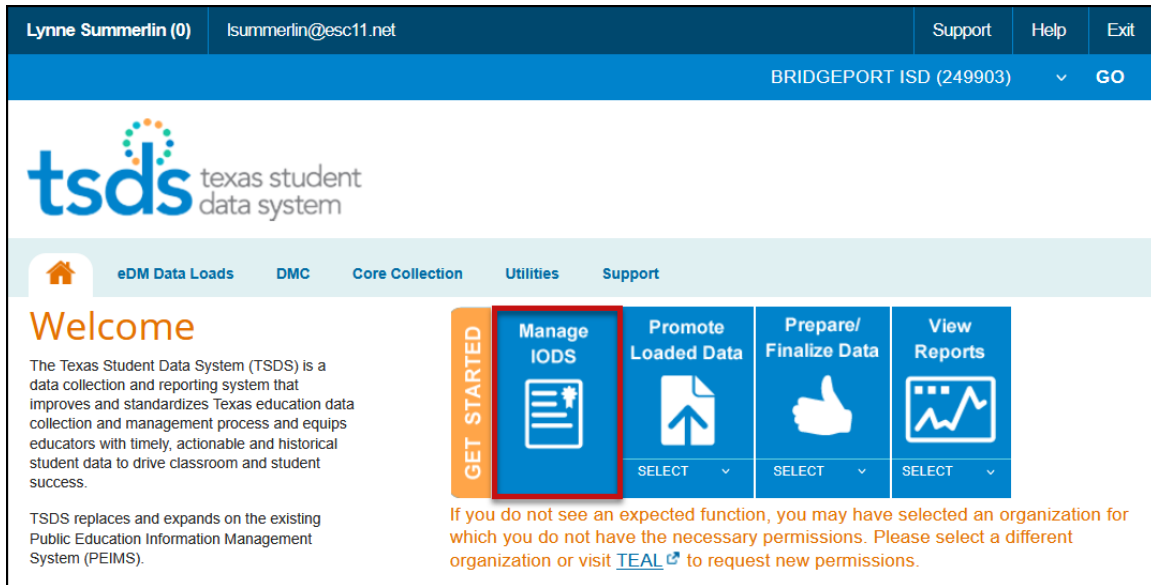
The TSDS application is only available to authorized ESC, district, and campus staff. A TEAL logon is required as well as access to the Texas Student Data System Portal. Different roles can be assigned to the user based on the access required.

- **DMC LEA Data Monitor w/Map Descriptors Privileges** – This role allows the user to monitor the data that has been loaded in the IODS. It allows the user access to L1.5 Filters, Descriptor Mapping, Search Data, and Reports.
- **DMC LEA L2 Validations w/Child Find Access** – This role allows the user to schedule, run, and view L2 Validations (Fatals, Special Warnings, and Warnings) prior to promoting and validating the data in the actual TSDS submission.
- **Core LEA Data Promoter (w/Child Find Access privilege)** – This role allows the user to promote loaded data, validate (prepare) data and view submission data reports.
- \* • **Core LEA Data Completer (w/Child Find Access privilege)** – This role allows the user to promote loaded data, validate (prepare) data, complete (finalize) data and view reports at the district level.
- \* • **Core LEA Data Approver (w/Child Find Access privilege) (LEA Superintendent)** – This role allows the Superintendent to request an extension for the submission. The Superintendent does not approve this submission.
- **Core ESC Data Viewer w/Child Find Access** - This role allows the user at the ESC to view and monitor the submission.

## Verifying Child Find Data – Manage IODS in the DMC

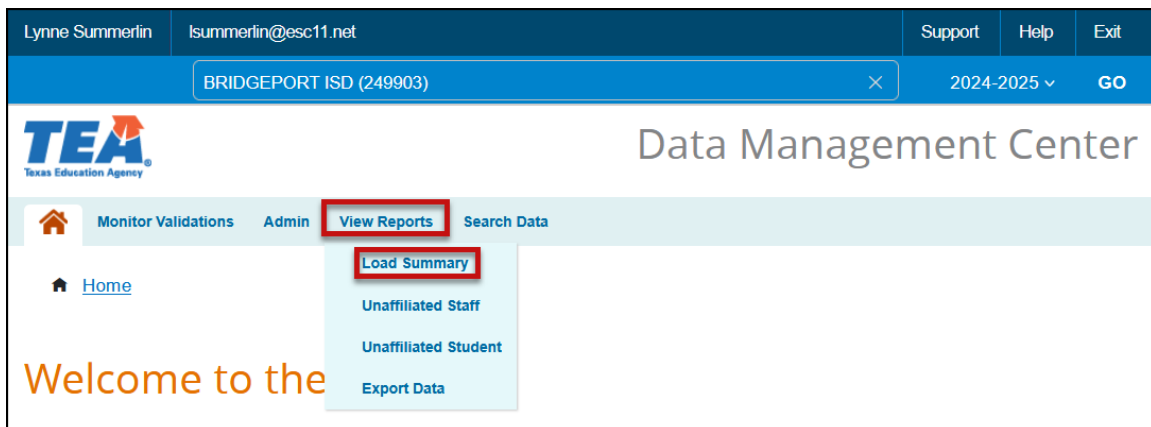
The **DMC (Data Management Center)** allows LEAs to monitor and validate their data in the **IODS (Individual Operational Data Store)**. All data is stored in the IODS prior to promoting it to the individual TSDS collections. Together the systems allow LEAs to synchronize near real time updates via the API between the source systems and their IODS, enable LEAs to perform more rigorous validations early in the submission process, and provide LEAs the ability to search and view data in the IODS.

- Log into TEAL and select **Texas Student Data System Portal**.
- On the Home screen select **Manage IODS**.



The screenshot shows the TSDS Texas Student Data System portal. The user is logged in as Lynne Summerlin (0) with email lsummerlin@esc11.net. The current organization is BRIDGEPORT ISD (249903). The 'Manage IODS' button is highlighted with a red box. A 'GET STARTED' vertical banner is on the left. Below the buttons, a message states: "If you do not see an expected function, you may have selected an organization for which you do not have the necessary permissions. Please select a different organization or visit [TEAL](#) to request new permissions."

- The **Welcome to the DMC** screen appears:



The screenshot shows the TEA Data Management Center. The user is logged in as Lynne Summerlin with email lsummerlin@esc11.net. The current organization is BRIDGEPORT ISD (249903) and the year is 2024-2025. The 'View Reports' button is highlighted with a red box, and its dropdown menu is open, showing 'Load Summary' highlighted with a red box. Other options in the dropdown include 'Unaffiliated Staff', 'Unaffiliated Student', and 'Export Data'.

- Under **View Reports**, select **Load Summary**.

- Verify that data has been loaded for the Alternative and Supplemental Services, Education Organization, Enrollment, School Calendar, Student Identification and Demographics, and Student Special Education Program Eligibility Association Domains.

Domains Loaded for 2024-2025			16
☯ Alternative and Supplemental Services			
Entity	Records	Last Updated	
Program	5	10/30/2024 10:19:13 AM	
StudentCTEProgramAssociation	1	03/04/2025 06:52:16 PM	
StudentLanguageInstructionProgramAssociation	672	05/05/2025 07:03:38 PM	
StudentSpecialEducationProgramAssociation	601	05/12/2025 07:01:38 PM	
StudentTitlePartAProgramAssociation	1,604	05/13/2025 07:09:29 PM	

☯ Student Special Education Program Eligibility Association			
Entity	Records	Last Updated	
StudentSpecialEducationProgramEligibilityAssociation	82	04/15/2025 07:08:38 PM	

- Click the down arrow icon next to the Domain name to view the number of records loaded and the last date the records were updated. If no records are listed for the entities, the LEA must check to determine why data is not being sent through the API.
- The data can be downloaded by clicking the **XLSX** button.

249903\_LoadSummary\_20250514\_122657 • Saved to this PC

File Home Insert Page Layout Formulas Data Review View Automate Help Acrobat

A1 : X ✓ fx View LEA Reports: Load Summary Exported: 05/14/2025 12:26 PM

Domain	Entity	Records	Last Updated
Alternative and Supplemental Services	Program	5	10/30/2024 10:19:14 AM
Alternative and Supplemental Services	StudentCTEProgramAssociation	1	03/04/2025 06:52:16 PM
Alternative and Supplemental Services	StudentLanguageInstructionProgramAssociation	672	05/05/2025 07:03:38 PM
Alternative and Supplemental Services	StudentSpecialEducationProgramAssociation	601	05/12/2025 07:01:39 PM
Alternative and Supplemental Services	StudentTitlePartAProgramAssociation	1604	05/13/2025 07:09:30 PM

**TEA** Texas Education Agency

## Data Management Center

Monitor Validations Admin View Reports Search Data

View L1.5 Filter Details

Rerun UID Filters

Schedule L2 Validation Jobs

View Scheduled L2 Validations

View L2 Validation Summary

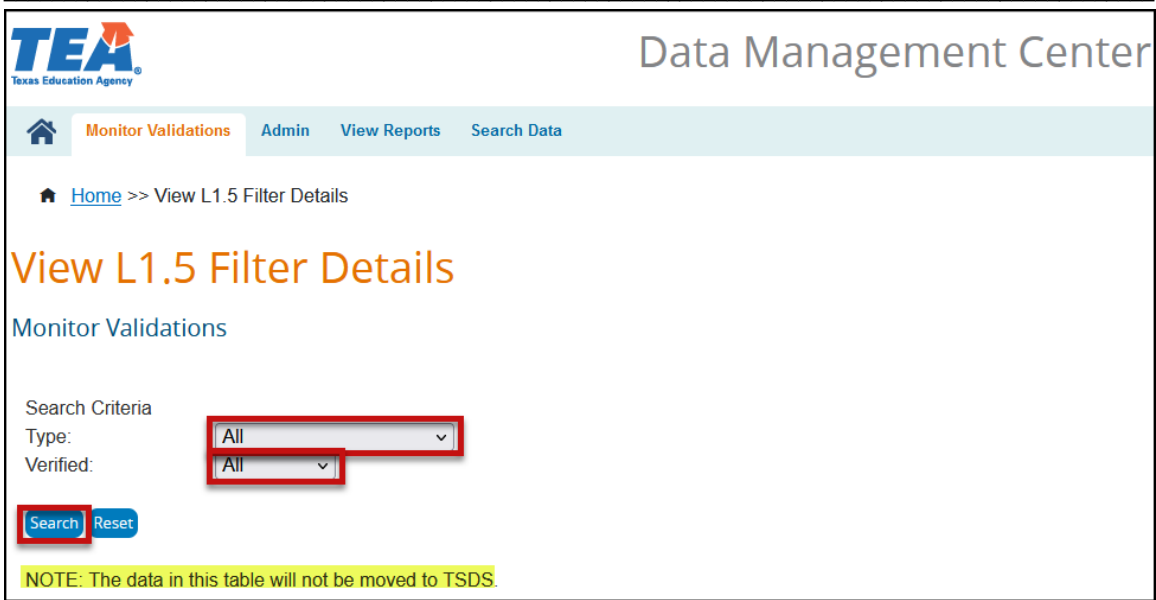
View L2 Validation Details

View L2 Validation Rules Count

XLSX

16

- Under **Monitor Validations** select **View L1.5 Filter Details**. The View L1.5 Filter Details screen appears.



TEA Texas Education Agency

Data Management Center

Monitor Validations Admin View Reports Search Data

Home >> View L1.5 Filter Details

## View L1.5 Filter Details

Monitor Validations

Search Criteria

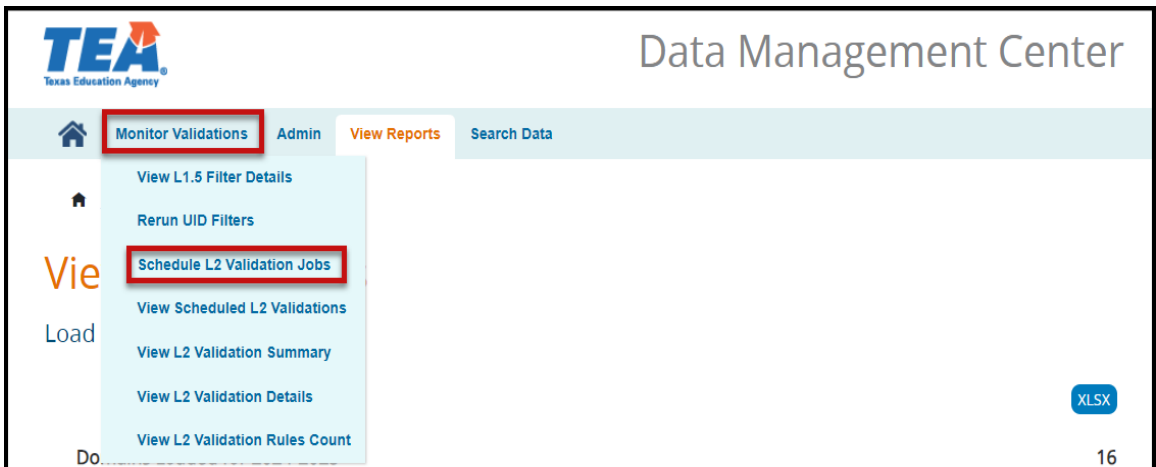
Type:

Verified:

**NOTE: The data in this table will not be moved to TSDS.**

- Select **All** for the **Type** under Search Criteria.
- Select **All** for the **Verified** status under Search Criteria.
- Click **Search**. If there are any L1.5 filters that need to be verified a list will appear. For the Child Find collection LEAs will need to verify any L1.5 filters for **UID - Student** and possibly the **Descriptor Values**.
- If there are any L1.5 Filters, make any corrections that need to be made in the software, and mark them as verified.

**Note:** Any data in this table will not be moved to TSDS. L1.5 Filters do not necessarily mean there is an error in your data. L1.5 filters are just pieces of data that do not meet the requirements for submission to TSDS.



TEA Texas Education Agency

Data Management Center

Monitor Validations Admin View Reports Search Data

View L1.5 Filter Details

Rerun UID Filters

**Schedule L2 Validation Jobs**

View Scheduled L2 Validations

View L2 Validation Summary

View L2 Validation Details

View L2 Validation Rules Count

XLSX

16

- Under **Monitor Validations** select **Schedule L2 Validation Jobs**. The Schedule L2 Validation Jobs screen appears.

- Select **Child Find** from the **Collection** pull-down menu.
- Select **YRLY** from the **Submission** pull-down menu.
- Select **All** from the **Categories** pull-down menu.
- Move all the **Subcategories** to the **Selected Subcategories** by clicking the **Add All** button.
- Enter a **Validation Name**.
- Click **Next**. The **Confirm Validation Request** screen appears.

**Note:** The selections for **Fatals**, **Special Warning**, and **Warning** are grayed out. The process will run all three validations.

Validation jobs scheduled after 9:00 PM may not be queued for processing to complete by 6:00 AM the following day.

[Home](#) >> [Schedule L2 Validation Jobs](#) >> Confirm Validation Request

## Confirm Validation Request

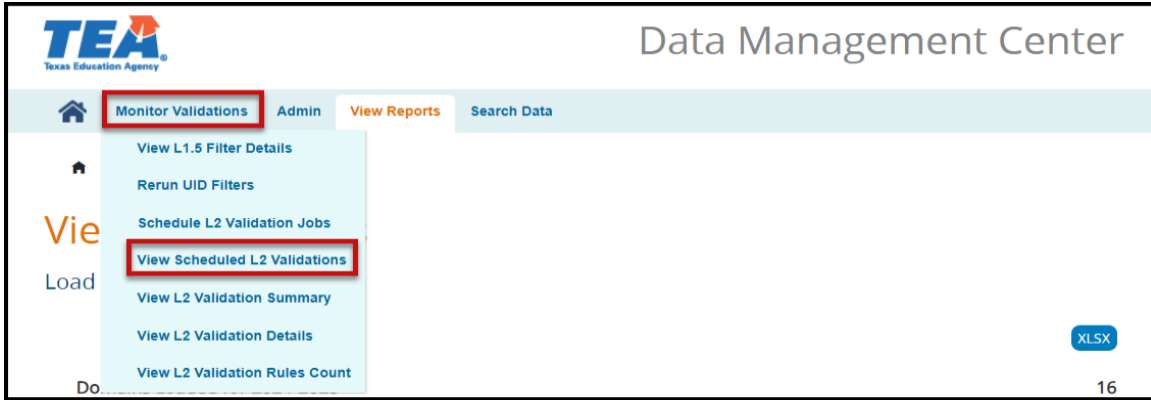
**School Year:** 2024-2025  
**Collection:** CHILD FIND  
**Submission:** YRLY  
**Job Request Name:** TSDS CF L2 Validations  
5/14 LS

**Request Scheduled:**

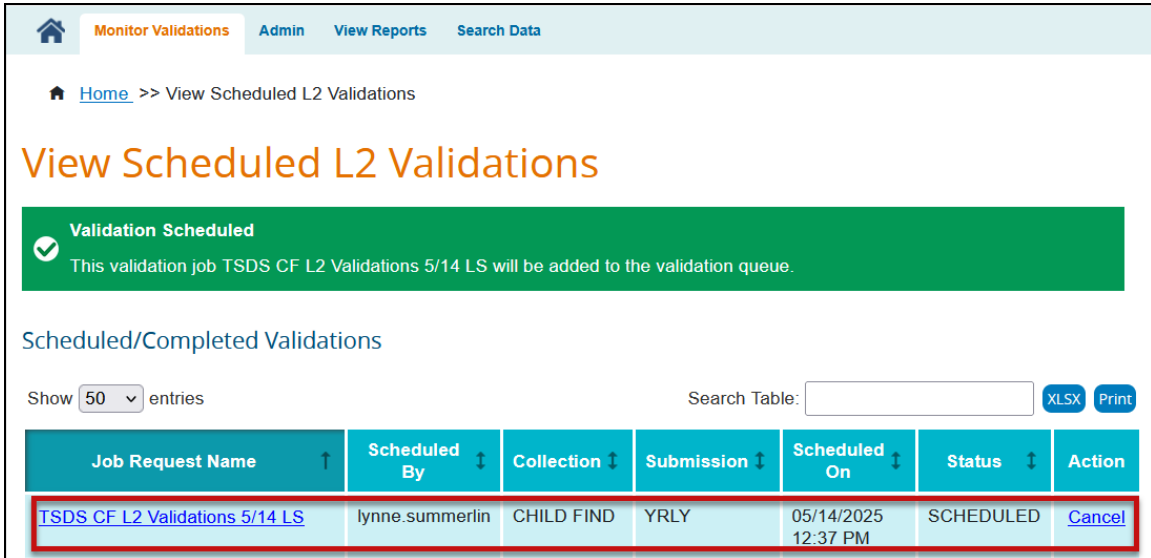
Summary of Selected Subcategories

Organization Name	Categories/Subcategories
BRIDGEPORT ISD	Education Organization/Calendar Education Organization/Campus Education Organization/Local Education Agency Student/Enrollment (School Association) Student/Special Education Program Student/Student Basic Information

- Verify all the information on the screen is correct.
- Click **Submit** to continue scheduling the L2 Validations.
- Click **Back** to return to the previous screen.
- Click **Cancel** to discontinue the process.



- Under **Monitor Validations** select **View Scheduled L2 Validations** to view the progress of the scheduled L2 Validations. The View L2 Validation Requests Summary screen appears.



The screen lists the **Job Request Name**, **Scheduled By**, **Collection**, **Submission**, **Scheduled On** (DTS), **Status**, and **Action**. The columns can be sorted by selecting the arrow icon in the header next to the item to be used for the sort.

The number of entries shown can be changed using the pull-down menu for **Show entries**.

Items on the table can be searched using the Search Table feature.

The data can be **Printed** or downloaded as an **XLSX**.

- Once the status shows **Completed** or **Completed with Errors**, click the **Job Request Name** (hyperlink) to view the number of errors by Category and Subcategory.

Monitor Validations Admin View Reports Search Data

Home >> View Scheduled L2 Validations

### View Scheduled L2 Validations

Scheduled/Completed Validations

Show 50 entries Search Table: [ ] XLSX Print

Job Request Name ↑	Scheduled By ↓	Collection ↓	Submission ↓	Scheduled On ↓	Status ↓	Action
<a href="#">R_Summer_1_05142025_204527</a>	Michelle.bynum	PEIMS	SUMR	05/14/2025 08:45 PM	COMPLETED WITH ERRORS	
<a href="#">TSDS CF L2 Validations 5/14 LS</a>	lynne.summerlin	CHILD FIND	YRLY	05/14/2025 12:37 PM	COMPLETED	

- Click link under Job Request Name to view the Categories, Subcategories, Validation Request Status, Start and End Times, and the number of FataIs, Specials, and Warnings.

Monitor Validations Admin View Reports Search Data

Home >> View Scheduled L2 Validations >> View L2 Validations Request Details

### View L2 Validations Request Details

Monitor Validations

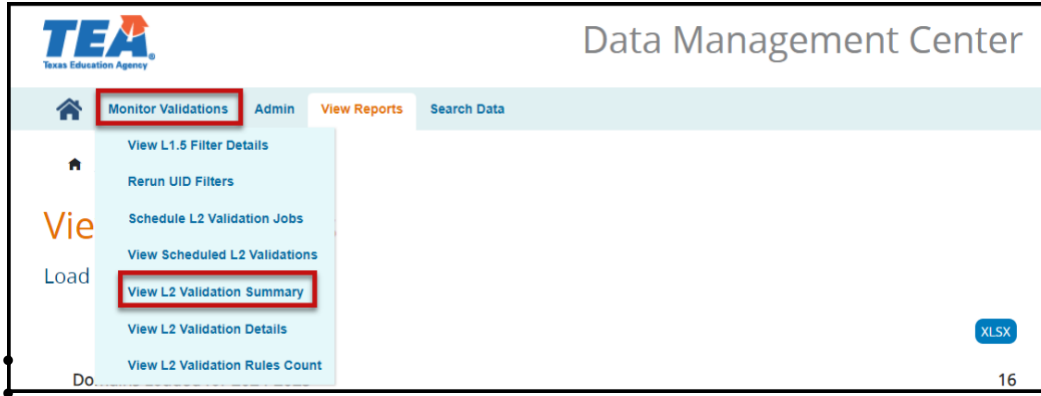
School Year: 2024-2025  
 Organization: BRIDGEPORT ISD  
 Collection: CHILD FIND  
 Submission: YRLY  
 Job Request Name: TSDS CF L2 Validations 5/14 LS  
 Submitted Time: 5/14/2025 12:37:19 PM  
 Submitted By: lynne.summerlin  
 Validation Job Status: COMPLETED

Show 50 entries Search Table: [ ] XLSX Print

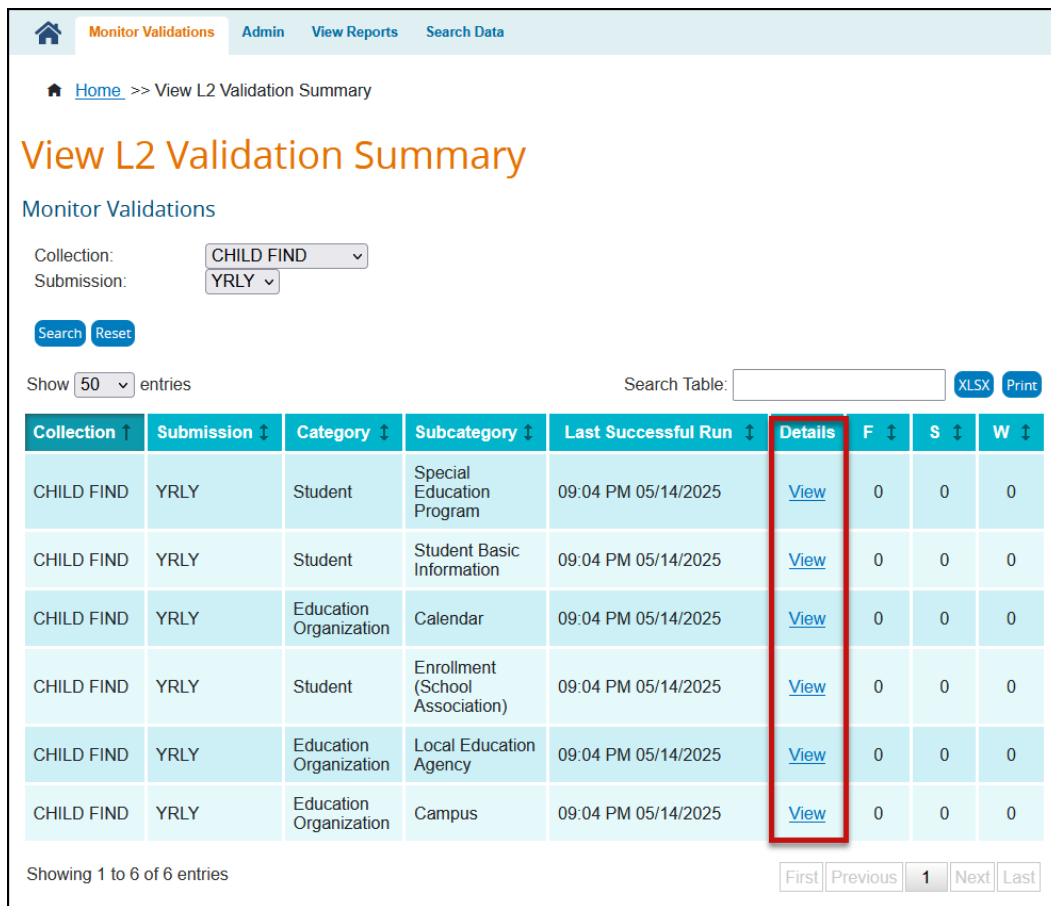
Category ↑	SubCategory ↓	Validation Request Status ↓	Error Report	Start Date/ Time ↓	End Date/ time ↓	F ↓	SW ↓	W ↓
Education Organization	Calendar	COMPLETED		05/14/2025 09:04 PM	05/14/2025 09:04 PM	0	0	0
Education Organization	Campus	COMPLETED		05/14/2025 09:04 PM	05/14/2025 09:04 PM	0	0	0
Education Organization	Local Education Agency	COMPLETED		05/14/2025 09:04 PM	05/14/2025 09:04 PM	0	0	0
Student	Enrollment (School Association)	COMPLETED		05/14/2025 09:04 PM	05/14/2025 09:04 PM	0	0	0
Student	Special Education Program	COMPLETED		05/14/2025 09:04 PM	05/14/2025 09:04 PM	0	0	0
Student	Student Basic Information	COMPLETED		05/14/2025 09:04 PM	05/14/2025 09:04 PM	0	0	0

Showing 1 to 6 of 6 entries

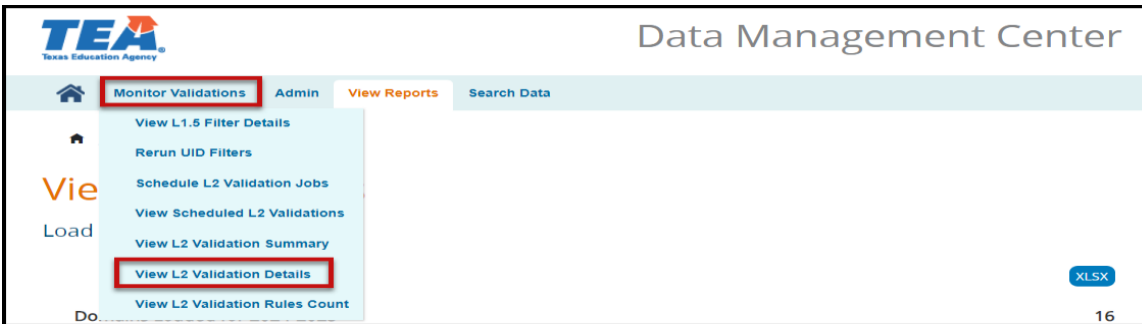
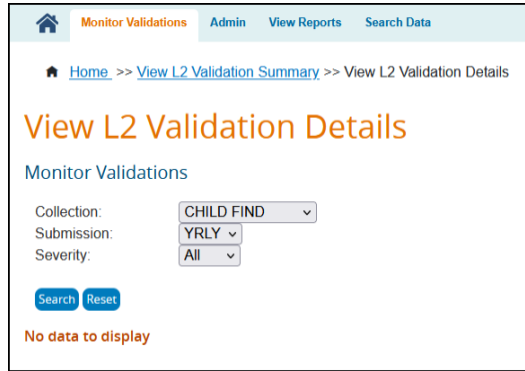
First Previous 1 Next Last



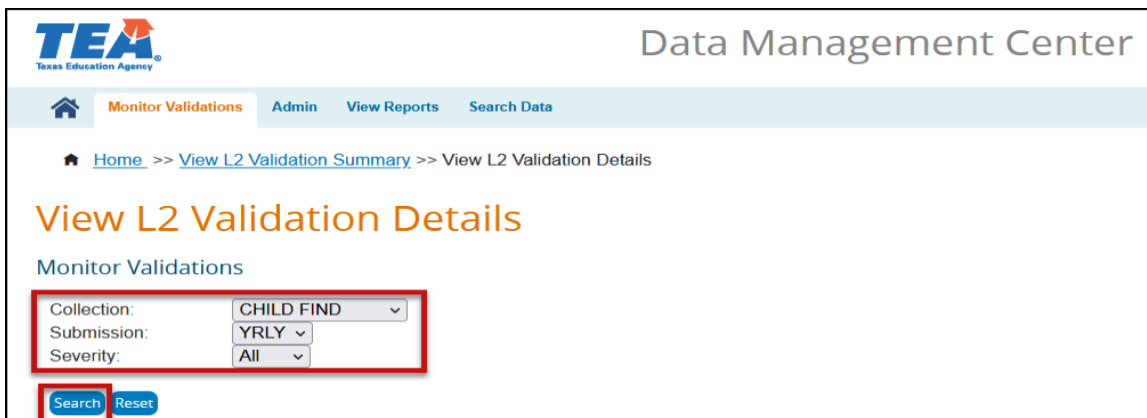
- Under **Monitor Validations** select **View L2 Validation Summary** to view the L2 Validation Summary. The View L2 Validation Summary screen appears.



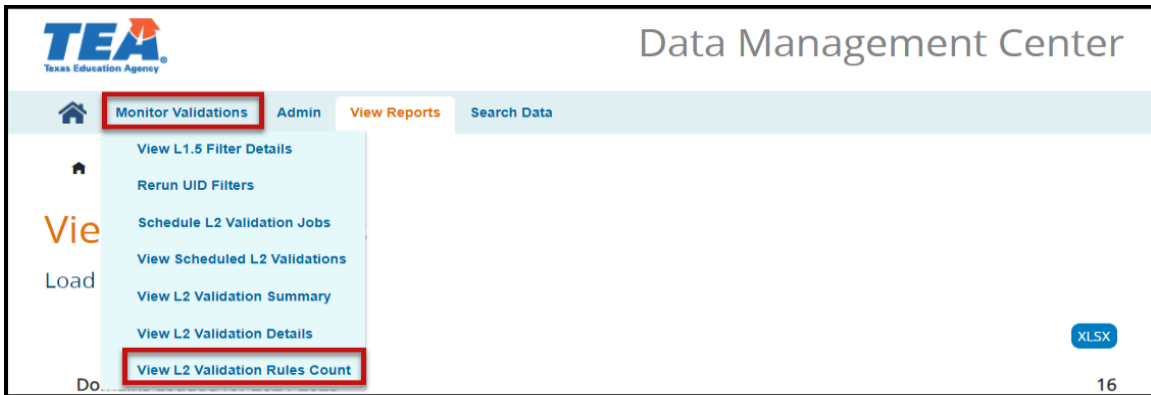
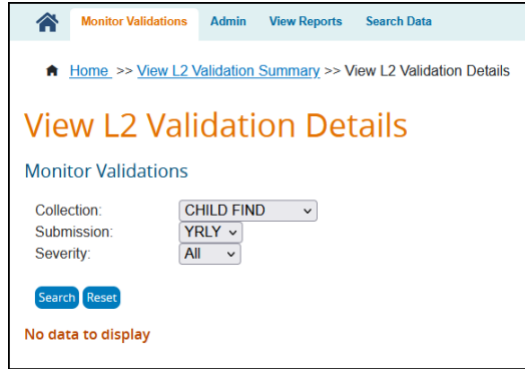
- Select the **Collection and Submission**, from the pull-down menus.
- Click **Search**.
- Click **View** to view the errors. This takes you to the View L2 Validation Details screen.



- Under **Monitor Validations** select **View L2 Validation Details** to view the L2 Validation error Details. The View L2 Validation Details screen appears.



- Select the **Collection, Submission, Severity** from the pull-down menus.
- Click **Search**.
- Click **View** to view the errors.



- Under **Monitor Validations** select **View L2 Validation Rules Count** to view the L2 Validation errors by count, no details. The View L2 Validation Rules Count screen appears.

TEA Texas Education Agency

Data Management Center

Monitor Validations Admin View Reports Search Data

Home >> View L2 Validation Rules Count

## View L2 Validation Rules Count

Monitor Validations

Collection/Submission : CHILD FIND YRLY View

- Select **Child Find YRLY** from the **Collection/Submission** pull-down menu.
- Click **View**. A list of errors by error number, description, and count appears.

TEA Texas Education Agency

Data Management Center

Monitor Validations Admin View Reports Search Data

Home >> View L2 Validation Rules Count

## View L2 Validation Rules Count

Monitor Validations

Collection/Submission : CHILD FIND YRLY View

Validations last completed at 05/14/2025 09:04 PM

▶ Fatals (0)

▶ Special Warnings (0)

▶ Warnings (0)

TEA Texas Education Agency

Data Management Center

Monitor Validations Admin View Reports Search Data

Home >> Search Data

### Search Landing Zone

Search for an entity and apply filters to narrow your search:

Filters

- Enter the name of the entity for which you are searching.

TEA Texas Education Agency

Data Management Center

Monitor Validations Admin View Reports Search Data

Home >> Search Data

### Search Data

#### Search Landing Zone

Search for an entity and apply filters to narrow your search:

Hide Filters

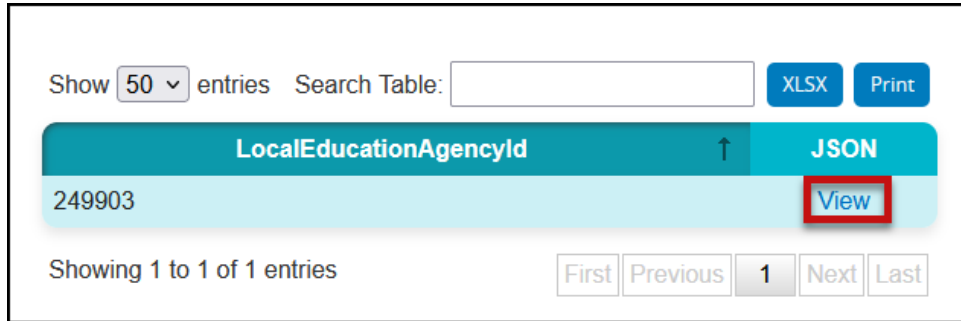
The entities field displays all TEDS entities regardless of whether they contain data and any landing zone-only entities that contain data.

LocalEducationAgencyId

249903 X

Clear All Search

- Enter the information for the filter(s).
- Click **Search**. A table appears with an option to **View** the **JSON** (IODS) data.



- Click **View** to view the data in the IODS in TSDS Ed-Fi format.

```

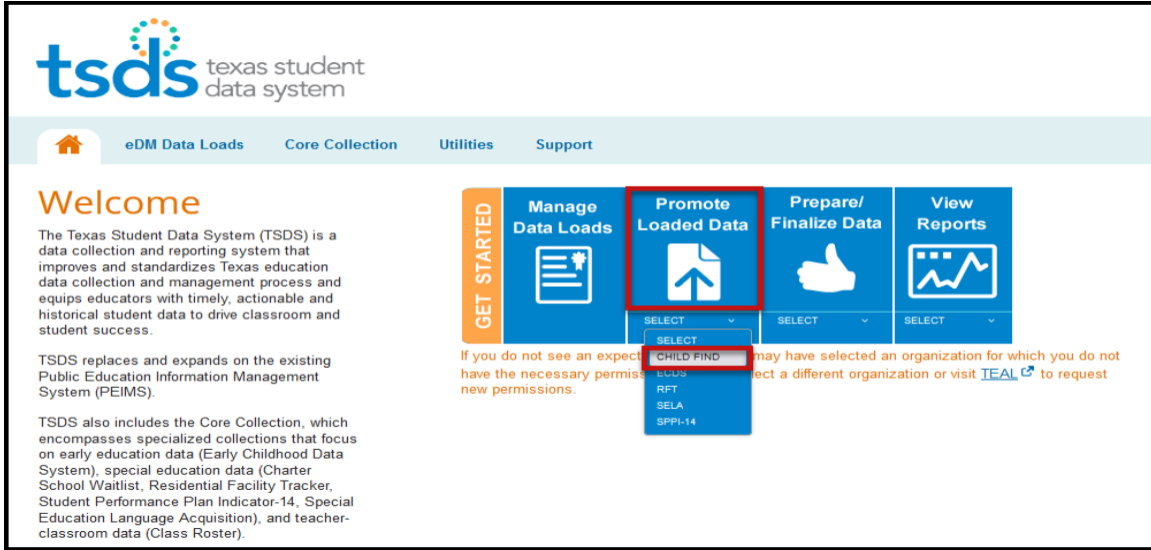
1 {
2   "id": "a6e6e7e2122149ffb880445c21c4594f",
3   "educationServiceCenterReference": {
4     "educationServiceCenterId": 220950,
5     "link": {
6       "rel": "EducationServiceCenter",
7       "href": "/ed-fi/educationServiceCenters/1b11a429f252481a91a9bc2bcd875264"
8     }
9   },
10  "localEducationAgencyId": 249903,
11  "nameOfInstitution": "BRIDGEPORT ISD",
12  "localEducationAgencyCategoryDescriptor": "uri://tea.texas.gov/LocalEducationAgencyCategoryDescriptor#",
13  "addresses": [],
14  "categories": [
15    {
16      "educationOrganizationCategoryDescriptor": "uri://tea.texas.gov/EducationOrganizationCategoryDescr:
17    }
18  ],
19  "identificationCodes": [],
20  "indicators": [],
21  "institutionTelephones": [],
22  "internationalAddresses": [],
23  "_ext": {
24    "tx": {
25      "armedServicesVocAptBatteryDescriptor": "uri://tea.texas.gov/ArmedServicesVocAptBatteryDescriptor#",
26      "familyEngagementPlanLink": "https://docs.google.com/document/d/1PzUjLE96Txf_ziTWELedcZBxKpuzVwrQ-t
27      "pkProgramEvaluationTypeDescriptor": "uri://tea.texas.gov/PKProgramEvaluationTypeDescriptor#01",
28      "totalCostSchoolBoardRequests": 0,
29      "totalNumSchoolBoardRequests": 0,
30      "giftedTalentedPrograms": [
31        {
32          "giftedTalentedProgramDescriptor": "uri://tea.texas.gov/GiftedTalentedProgramDescriptor#01"
33        }
34      ],

```

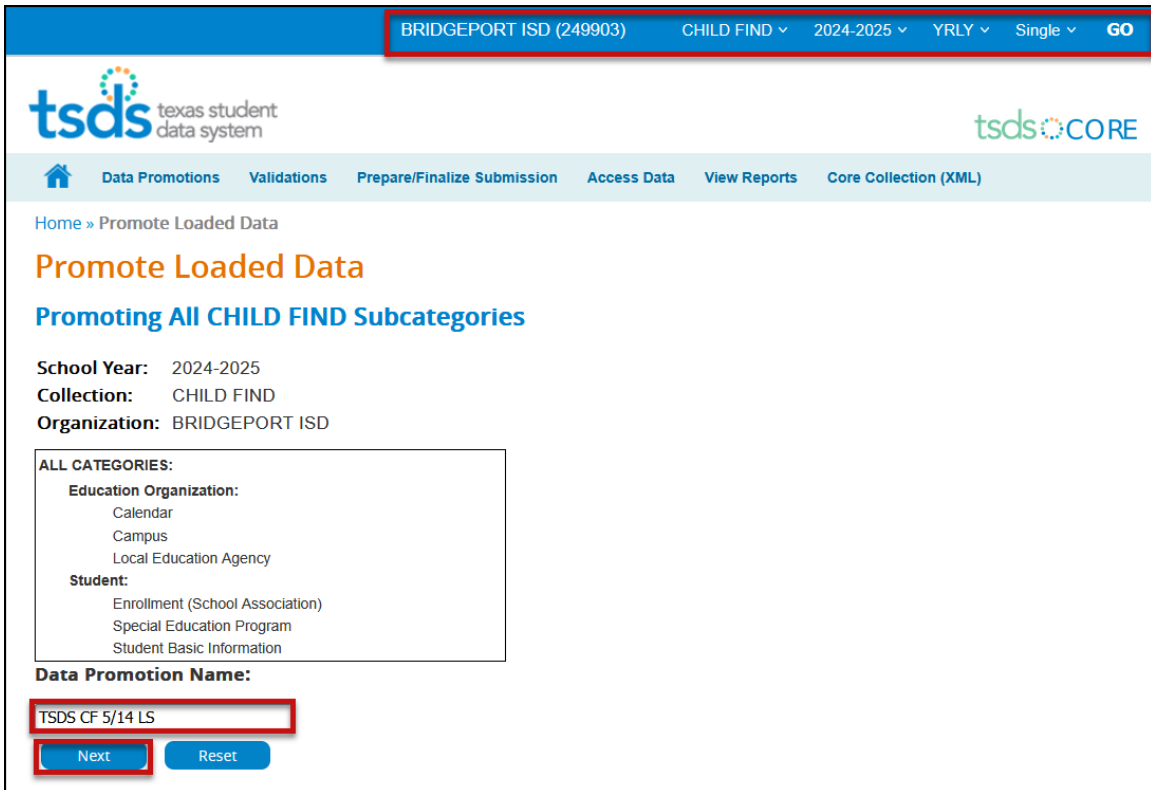
### Promoting Child Find files – Core Collection Promote Loaded Data

The eDM Promote Loaded Data tool allows users to promote data that has been loaded in the IODS.

- Log in to **TEAL** and select **Texas Student Data System Portal**.



- On the Home screen select **Promote Loaded Data > Child Find**.
- The **Promote Loaded Data** screen appears:



- Verify the correct submission is selected. If not, select it from the pull-down menu and click **GO**.

- Enter a **Data Promotion Name**.
- Click **Next** to continue or **Reset** to clear selections.
- The **Confirm Data Promotion** screen appears:

BRIDGEPORT ISD (249903) CHILD FIND 2024-2025 YRLY Single GO

tsds texas student data system tsds CORE

Data Promotions Validations Prepare/Finalize Submission Access Data View Reports Core Collection (XML)

Home » Summary Promote Data

### Confirm Data Promotion

School Year: 2024-2025  
 Collection: CHILD FIND  
 Organization: BRIDGEPORT ISD  
 Data Promotion Name: TSDS CF 5/14 LS

Summary of Selected Category List

Organization Name	Categories/Subcategories
BRIDGEPORT ISD	Education Organization/Calendar
	Education Organization/Campus
	Education Organization/Local Education Agency
	Student/Enrollment (School Association)
	Student/Special Education Program
	Student/Student Basic Information

Submit Back Cancel

- Verify the **Categories/Subcategories**
- Click **Submit**, **Cancel**, or **Back**.
- The **Monitor Data Promotions** screen appears:

BRIDGEPORT ISD (249903) CHILD FIND 2024-2025 YRLY Single GO

tsds texas student data system tsds CORE

Data Promotions Validations Prepare/Finalize Submission Access Data View Reports Core Collection (XML)

Home » Monitor Data Promotions

### Monitor Data Promotions

Your promotion request, **TSDS CF 5/14 LS**, has been scheduled.

Show Search Criteria LEA Data Promotion Errors

Show  entries Search Table:  PDF XLS Print

Data Promotion Name	Submission	Scheduled By	Scheduled At	Status	Error Report
TSDS CF 5/14 LS	YRLY	lynn.summerlin	05/14/2025 02:04 PM	IN PROGRESS	<a href="#">View</a>
4/15 CHILD FIND MB	YRLY	Michelle.bynum	04/15/2025 09:41 AM	COMPLETED	<a href="#">View</a>
4/11/25 CHILDFIND MB	YRLY	Michelle.bynum	04/11/2025 07:37 AM	COMPLETED	<a href="#">View</a>

Showing 1 to 3 of 3 entries First Previous 1 Next Last

- This screen shows the status of the data promotion, promotion error reports, and a confirmation message that the data was promoted. Wait for **Completed** status before continuing.
- To view any promotion errors, click the **View** link under Error Report or click the **LEA Promotion Errors** button.
- The **Data Load Error Report by Job** screen appears:

BRIDGEPORT ISD (249903) CHILD FIND 2024-2025 YRLY Single GO

tsds texas student data system tsds CORE

Data Promotions Validations Prepare/Finalize Submission Access Data View Reports Core Collection (XML)

Home » Monitor Data Promotions » Data Promotion Error Report by Job

### Data Promotion Error Report by Job

Show  entries Search Table:   PDF XLS Print

Category	Subcategory	Severity	Message
No records to Display			

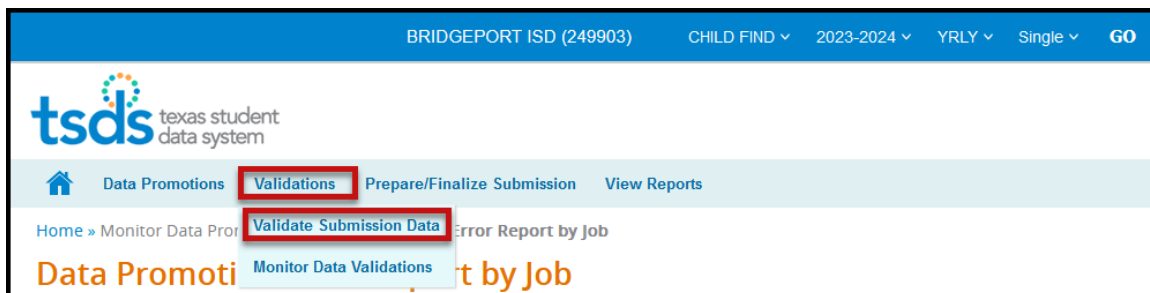
Showing 0 to 0 of 0 entries First Previous Next Last

- This screen will list any errors by **Category, Subcategory, Severity**, along with the error message. Errors can be saved as a PDF or XLS file or can be printed by selecting the appropriate button.

### Validating Child Find files – TSDS Core Promote Loaded Data > Validations

The eDM Promote Loaded Data tool also allows users to validate data that has been promoted in TSDS. This is where the district will be able to view the **Fatals, Warnings, and Special Warnings** for the submission.

- Log in to **TEAL** and select **Texas Student Data System Portal**.
- On the Home screen select **Promote Loaded Data**.



- Select **Validate Submission Data** under **Validations**.

- From the **Categories** pull-down menu, select **All Categories** or the **individual categories** that are to be validated.
- Select the type of validation (**Fatal, Warning, Special Warning**).
- Enter a **Validation Name**.
- Click **Next** to continue the process or **Reset** to clear all options.
- The **Confirm Data Validation** screen appears:

Organization Name	Categories/Subcategories
BRIDGEPORT ISD	Education Organization/Calendar
	Education Organization/Campus
	Education Organization/Local Education Agency
	Student/Enrollment (School Association)
	Student/Special Education Program
	Student/Student Basic Information

- Verify the **Categories/Subcategories**.
- Click **Submit**, **Cancel**, or **Back**.
- The **Monitor Data Validations** screen appears:

BRIDGEPORT ISD (249903) CHILD FIND 2024-2025 YRLY Single GO

tsds texas student data system tsds CORE

Home » Monitor Data Validations

### Monitor Data Validations

Show Search Criteria [LEA Validation Errors](#)

Show  entries Search Table:  [PDF](#) [XLS](#) [Print](#)

Data Validation Name	Submission	Scheduled By	Scheduled At	Status	Error Report
TSDS CF 5/14 LS	YRLY	lynne.summerlin	05/14/2025 02:12 PM	COMPLETED WITH ERRORS	<a href="#">View</a>
4/15 CHILD FIND MB	YRLY	Michelle.bynum	04/15/2025 09:41 AM	COMPLETED WITH ERRORS	<a href="#">View</a>
4/11/25 CHILDFIND MB	YRLY	Michelle.bynum	04/11/2025 07:38 AM	COMPLETED WITH ERRORS	<a href="#">View</a>

Showing 1 to 3 of 3 entries [First](#) [Previous](#) [1](#) [Next](#) [Last](#)

- This screen shows the status of the data validations, validation error reports, and a confirmation message that the data has been submitted. Wait for **Completed** status before continuing.
- To view validation errors by job, click the **LEA Validation Errors** button or **View** under Error Report.

Home » Monitor Data Validations » Validation Errors by Job

## Validation Errors by Job

Show 50 entries ↺

Search Table:  PDF XLS Print

Category ↑	Subc. ↓	Sev ↓	Rule ↓	Message ↓
Student	Special Education Program	Fatal	<b>41163-0086:</b> If SPPI-11 Compliance (calculated value) is "N", then EvaluationDelayReason must be reported and must not be "05" or "07".	<b>Error Data:</b> EvaluationDelayReason: [null] <b>Identifying Info:</b> SchoolId Responsibility (03) - Evaluation: 249903101, LocalEducationAgencyId: 249903, StudentUniqueId: [redacted], LastSurname: [redacted], FirstName: [redacted], BirthDate: [redacted]
Student	Special Education Program	Fatal	<b>41163-0086:</b> If SPPI-11 Compliance (calculated value) is "N", then EvaluationDelayReason must be reported and must not be "05" or "07".	<b>Error Data:</b> EvaluationDelayReason: [null] <b>Identifying Info:</b> SchoolId Responsibility (03) - Evaluation: 249903102, LocalEducationAgencyId: 249903, StudentUniqueId: [redacted], LastSurname: [redacted], FirstName: [redacted], BirthDate: [redacted]

- This screen will list any errors by **Category, Subcategory, Severity**, along with the error message.
- Errors can be sorted by individual columns. The errors can also be saved as a **PDF** or **XLS** file or can be printed by selecting the appropriate button.
- The **Search Table** option can be used to search the errors by any field such as **Rule Number, Student UID, specific Category or Subcategory**, etc.

**Note:** If any data needs to be deleted the district will need to contact their vendor.

### View Child Find Reports

Reports must be run and verified prior to and after completing the Child Find data submission. There currently are four reports available:

- **CHF0-100-001** SPPI-11 Student Compliance Report
- **CHF0-100-002** SPPI-12 Student Compliance Report
- **CHF0-100-003** SPPI-11 Aggregate Report
- **CHF0-100-004** SPPI-12 Aggregate Report
- **CHF0-100-005** SPPI-11 Calculations Report

### To access the reports:

- Log in to **TEAL** and select **Texas Student Data System Portal**.
- On the Home screen select **Child Find** under **View Reports**. Click **View Reports**.

- Or reports can be accessed in **Core Collection > Child Find > View Reports**.

Help	Report #	Report Name	XLS		PDF		CSV	
			Status	Run	Status	Run	Status	Run
?	CHF0-100-001	SPPI-11 Student Compliance Report				⌂		
?	CHF0-100-002	SPPI-12 Student Compliance Report				⌂		⌂
?	CHF0-100-003	SPPI-11 Aggregate Report				⌂		
?	CHF0-100-004	SPPI-12 Aggregate Report				⌂		
?	CHF0-100-005	SPPI-11 Calculations Report						⌂

- Under **View Reports**, click the arrow in the **Run** column for the appropriate report.
- If applicable, select the appropriate parameters for the selected report and click **Run**.

- Click Download to view the reports.

Home > View Reports

## View Reports

You have successfully initiated report CHF0-100-005. Once it has generated, click the **DOWNLOAD** link to view your report.

Help	Report # ↑	Report Name ↓	XLS		PDF		CSV	
			Status	Run	Status	Run	Status	Run
	CHF0-100-001	SPPI-11 Student Compliance Report			<b>DOWNLOAD</b>			
	CHF0-100-002	SPPI-12 Student Compliance Report			IN PROGRESS			
	CHF0-100-003	SPPI-11 Aggregate Report			IN PROGRESS			
	CHF0-100-004	SPPI-12 Aggregate Report			IN PROGRESS			
	CHF0-100-005	SPPI-11 Calculations Report					IN PROGRESS	

### CHF0-100-001

Texas Education Agency  
CHF0-100-001  
v25.1.2  
\*\*\* CONFIDENTIAL \*\*\*  
LEA: 249903 - BRIDGEPORT ISD

**TSDS SPPI-11 STUDENT COMPLIANCE REPORT**  
LEA-level Data  
Campuses: All Campuses | SPPI-11 Compliance: ALL  
2024 - 2025 YRLY Collection

Wednesday 05/14/2025 2:22 PM  
Page 1 of 8

Student Name	Unique ID Student ID	Sex Eth/Race	DOB Campus ID	Grd Lvl Instr Trck	Consent/Eval Rcvd Date	Initial Eval Date	# of Stu Absences	<b>Eval/SPPI-11 Compliance</b>	# of Days Beyond Timeline	Eval Delay Reason	SPED Big Diagnm Date	SPED Elig Diagnm Code	SPED Big Diagnm Comp	Elig Delay Reason
		Male H	249903101	02 00	10/28/24	01/21/25	20	Y			02/13/25	T	Y	
		Female H	249903041	06 00	04/22/24	08/13/24	8	Y			10/08/24	T	Y	

### CHF0-100-002

Texas Education Agency  
CHF0-100-002  
v25.1.2  
\*\*\* CONFIDENTIAL \*\*\*  
LEA: 249903 - BRIDGEPORT ISD

**TSDS SPPI-12 STUDENT COMPLIANCE REPORT**  
LEA-level Data  
Campuses: All Campuses | SPPI-12 Compliance: ALL  
2024 - 2025 YRLY Collection

Wednesday 05/14/2025 2:22 PM  
Page 1 of 1

Student Name	Unique ID Student ID	Sex Race	DOB Campus ID	Orig ECI Serv Date Basic Days Tr 3rd Stay Count	ECI Notif Date ECI Trans Conf Date	Consent Eval Rptd Date	Int Eval Date	Int Eval Comp Y	SPED Big Delims Date	SPED Big Delims Code	SPED Big Delims Comp Y	# of Days Beyond Timeline	Eval Delay Reason	Elig Delay Reason	SPPI-12 Compliance Y
		M	249903101	05/22/24	05/16/24	08/08/24	08/12/24	Y	09/06/24	T	Y				
		W	249903101	124	06/23/24										
		M	249903101	07/30/24	07/24/24	09/06/24	10/31/24	Y	11/01/24	T	Y				
		H	249903101	108	07/30/24										

**CHF0-100-003**

Texas Education Agency  
CHF0-100-003  
v25.1.1  
\*\*\* CONFIDENTIAL \*\*\*  
LEA: 249903 - BRIDGEPORT ISD

**TSDS SPPI-11 AGGREGATE REPORT**  
LEA-level Data  
2024 - 2025 YRLY Collection

Wednesday 05/14/2025 2:23 PM  
Page 1 of 2

SPPI-11 Measurement Items			Number of Children	Percentage of Children
(a) Children for Whom Parental Consent to Evaluate was Received:			65	*****
(b) Children Whose Evaluations were Completed within the State-Established 45-School Day Timeline SPPI-11(a):			60	92.3%
(c) Children Whose Eligibility Determinations were Completed within 30 Calendar Days from Evaluation SPPI-11(b):			63	96.9%
Number of Children Determined Not in SPPI-11(a) Compliance:			5	*****
Number of Children Determined Not in SPPI-11(b) Compliance:			2	*****

Range of Days			Number of Children	Percentage of Children
1-10 Days beyond Timeline			2	100.0%
11-20 Days beyond Timeline			0	0.0%
21-30 Days beyond Timeline			0	0.0%
31-40 Days beyond Timeline			0	0.0%
41-50 Days beyond Timeline			0	0.0%
51-60 Days beyond Timeline			0	0.0%
61-70 Days beyond Timeline			0	0.0%
71-80 Days beyond Timeline			0	0.0%
81-90 Days beyond Timeline			0	0.0%
91-100 Days beyond Timeline			0	0.0%
100+ Days beyond Timeline			0	0.0%
<b>Total:</b>			<b>2</b>	<b>100.0%</b>

Evaluation Delay Reasons (SPPI-11a)			Number of Children	Percentage of Children
Lack of Available Personnel			0	0.0%
Scheduling Delay			0	0.0%
Contracted Personnel			0	0.0%
Parent Delay (no Detailed Record)			0	0.0%
Parent Delay (with Detailed Record)			0	0.0%
Delay Agreement Transfer/Enroll (no Detailed Record)			0	0.0%
Delay Agreement Transfer/Enroll (with Detailed Record)			0	0.0%
Other			0	0.0%
<b>Total (In Compliance):</b>			<b>0</b>	<b>0.0%</b>
<b>Total (Out of Compliance):</b>			<b>0</b>	<b>0.0%</b>

Texas Education Agency  
CHF0-100-003  
v25.1.1  
\*\*\* CONFIDENTIAL \*\*\*  
LEA: 249903 - BRIDGEPORT ISD

**TSDS SPPI-11 AGGREGATE REPORT**  
LEA-level Data  
2024 - 2025 YRLY Collection

Wednesday 05/14/2025 2:23 PM  
Page 2 of 2

Eligibility Delay Reasons (SPPI-11b)			Number of Children	Percentage of Children
Lack of Available Personnel			0	0.0%
Scheduling Delay			0	0.0%
Contracted Personnel			0	0.0%
Parent Delay (no Detailed Record)			0	0.0%
Parent Delay (with Detailed Record)			0	0.0%
Delay Agreement Transfer/Enroll (no Detailed Record)			0	0.0%
Delay Agreement Transfer/Enroll (with Detailed Record)			0	0.0%
Other			0	0.0%
<b>Total (In Compliance):</b>			<b>0</b>	<b>0.0%</b>
<b>Total (Out of Compliance):</b>			<b>0</b>	<b>0.0%</b>

**CHF0-100-004**

Texas Education Agency CHF0-100-004 v25.1.1 *** CONFIDENTIAL *** LEA: 249903 - BRIDGEPORT ISD		TSDS SPPI-12 AGGREGATE REPORT LEA-level Data 2024 - 2025 YRLY Collection		Wednesday 05/14/2025 2:23 PM Page 1 of 2	
<b>SPPI-12 Measurement Items</b>					
				Number of Children	
(a) Children Served in Part C and Referred to Part B for Part B Eligibility Determination:				2	
(b) Referred Children Determined to be NOT Eligible and Eligibility Was Determined Prior to 3rd Birthday:				0	
(c) Children Determined Eligible with an IEP Developed and Implemented by 3rd Birthday:				2	
(d) Children Whose Parent Refusals to Provide Consent Caused Delays in Evaluation or Initial Services:				0	
(e) Children Determined Eligible for Early Intervention Services under Part C <90 Days before 3rd Birthday:				0	
Percent of Children Determined Eligible Who Have an IEP Developed and Implemented by 3rd Birthday:				100.0%	
Number of Children Determined Not in Compliance for SPPI-12:				0	
<b>Range of Days</b>					
				Number of Children	
				Percentage of Children	
1-10 Days beyond Timeline		0		0.0%	
11-20 Days beyond Timeline		0		0.0%	
21-30 Days beyond Timeline		0		0.0%	
31-40 Days beyond Timeline		0		0.0%	
41-50 Days beyond Timeline		0		0.0%	
51-60 Days beyond Timeline		0		0.0%	
61-70 Days beyond Timeline		0		0.0%	
71-80 Days beyond Timeline		0		0.0%	
81-90 Days beyond Timeline		0		0.0%	
91-100 Days beyond Timeline		0		0.0%	
100+ Days beyond Timeline		0		0.0%	
Total:		0		0.0%	

Texas Education Agency CHF0-100-004 v25.1.1 *** CONFIDENTIAL *** LEA: 249903 - BRIDGEPORT ISD		TSDS SPPI-12 AGGREGATE REPORT LEA-level Data 2024 - 2025 YRLY Collection		Wednesday 05/14/2025 2:23 PM Page 2 of 2	
<b>Evaluation Delay Reasons</b>					
				Number of Children	
				Percentage of Children	
Lack of Available Personnel		0		0.0%	
Scheduling Delay		0		0.0%	
Contracted Personnel		0		0.0%	
Parent Delay (no Detailed Record)		0		0.0%	
Parent Delay (with Detailed Record)		0		0.0%	
Delay Agreement Transfer/Enroll (no Detailed Record)		0		0.0%	
Delay Agreement Transfer/Enroll (with Detailed Record)		0		0.0%	
Part C Referral <90 Days before 3rd Birthday		0		0.0%	
Other		0		0.0%	
Total (In Compliance):		0		0.0%	
Total (Out of Compliance):		0		0.0%	
<b>Eligibility Delay Reasons</b>					
				Number of Children	
				Percentage of Children	
Lack of Available Personnel		0		0.0%	
Scheduling Delay		0		0.0%	
Contracted Personnel		0		0.0%	
Parent Delay (no Detailed Record)		0		0.0%	
Parent Delay (with Detailed Record)		0		0.0%	
Delay Agreement Transfer/Enroll (no Detailed Record)		0		0.0%	
Delay Agreement Transfer/Enroll (with Detailed Record)		0		0.0%	
Part C Referral <90 Days before 3rd Birthday		0		0.0%	
Other		0		0.0%	
Total (In Compliance):		0		0.0%	
Total (Out of Compliance):		0		0.0%	

**CHF0-100-005**

	A	B	C	D	E	F	G	H	I	J	K	L	M	N	O	P	Q	R	S
	CONFIDENTIAL	Campus ID of Evaluation	Student FName	Student MName	Student LName	GenCode	Unique ID	Student ID	Sex	Eth/Race	DOB	Campus ID	Grd Lvl	Instr Trck	Consent Eval Rcvd Date	Calc Days After	Calc Init Eval Cutoff Date	Init Eval Date	Calc After Eval L
2	***CONFIDENTIAL**	249903101							Male	H		249903101	2	0	10/28/2024	121	2/24/2025	1/21/2025	2/20
3	***CONFIDENTIAL**	249903041							Female	H		249903041	6	0	4/22/2024	23	9/25/2024	9/13/2024	10/13
4	***CONFIDENTIAL**	249903101							Female	W		249903101	2	0	5/16/2024	5	10/23/2024	10/8/2024	11/7
5	***CONFIDENTIAL**	249903102							Female	H		249903102	3	0	9/4/2024	156	12/2/2024	11/13/2024	12/13

## Completing Child Find Submission – TSDS Core Prepare/Finalize Submission

**AT THE END OF THE SCHOOL YEAR DISTRICTS WILL PREPARE/FINALIZE THE CHILD FIND SUBMISSION.**

**Note: The submission cannot be completed if it contains fatal errors.**

Before completing the submission, review all reports in the View Reports tab to verify data is accurate. When ready to finalize the submission, confirm that the data status of all subcategories is promoted and validated.

Home » Prepare / Finalize Submission

## Prepare / Finalize Submission

### LEA Overview

Organization Data Status: **VALIDATED** Complete Reset

Organization Name: BRIDGEPORT ISD

Organization ID: 249903

School Year: 2023-2024

Collection: CHILD FIND

Submission: YRLY

Submission Instance: Single

Total Fatal Errors: 0

Total Subcategories Promoted: 6

Total Subcategories Validated: 6

Show 50 entries Search:  PDF XLS Print

Category ↑	Subcategory ↑	Last Promoted on ↓	Promoted By ↓	Records ↓	Error Report ↓	F ↓	SW ↓	W ↓	Data Status ↓
Education Organization	Calendar	05/14/2024 02:49 PM	lynne.summerlin	1566	<a href="#">View</a>	0	0	0	VALIDATED
Education Organization	Campus	05/14/2024 02:49 PM	lynne.summerlin	4	<a href="#">View</a>	0	0	0	VALIDATED
Education Organization	Local Education Agency	05/14/2024 02:49 PM	lynne.summerlin	1	<a href="#">View</a>	0	0	0	VALIDATED
Student	Enrollment (School Association)	05/14/2024 02:49 PM	lynne.summerlin	53	<a href="#">View</a>	0	0	0	VALIDATED
Student	Special Education Program	05/14/2024 02:49 PM	lynne.summerlin	53	<a href="#">View</a>	0	0	0	VALIDATED
Student	Student Basic Information	05/14/2024 02:49 PM	lynne.summerlin	53	<a href="#">View</a>	0	0	0	VALIDATED

- Click **Complete**. This prompts another validation of the data. A **Completion Process Status** message appears showing the progress.
- If there are fatals, the data returns with a status of **VALIDATED**.
- If there are no fatals, the data returns with a status of **COMPLETE**.
- A message appears to check the box to acknowledge the data is promoted, validated, reviewed for accuracy and authenticity, and all special warnings and warnings have been reviewed and confirmed.
- Check the box and click **CONFIRM**.

## Reset Submission

If the data needs to be reset to its original state after completion, click the **Reset** button.

The user can reset the submission anytime up until TEA's submission due date. Once the submission is marked complete, the data status is set to **LEA – DATA COMPLETE** and further edits to the data are not available.

## Additional Information

### Knowledge Based Articles

TEAL > TSDS > Support > TIMS > Quick Search

#### Child Find:

- TSDSKB-606 TEAL: TEAL Roles for Core Collections
- TSDSKB-620 Child Find: Child Find SPPI-11 Compliance Flow Chart
- TSDSKB-621 Child Find: Child Find SPPI-12 Compliance Flow Chart
- TSDSKB-622 Child Find: Child Find Frequently Asked Questions
- TSDSKB-645 Child Find: SPPI-12 Frequently Asked Questions
- TSDSKB-646 Child Find: SPPI-11 Frequently Asked Questions
- TSDSKB-650 Child Find: Child Find Interactive Flowchart

ESC Region 11 grants permission to attendees of this session to reproduce and distribute designated resources and materials provided during the presentation.