

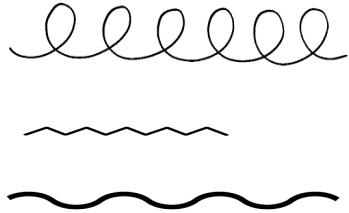








Name \_\_\_\_\_  
**SLED DAY - Kindergarten**  
 A total of **THREE** activities should be completed each day. Return this sheet with your work each day, and circle the three activities you chose.

## Day One

<p><b><u>i-Ready Reading</u></b></p> <p>Complete 1 reading lesson. This activity can be completed each SLED day and repeated with each SLED day if the student wishes to do so.</p> 	<p><b><u>Math</u></b></p> <p>Complete exercises 1-4 to practice counting aloud within 100 (by ones and tens) to an adult. Please initial to show completion.</p> <ol style="list-style-type: none"> <li>1. Start at 1 and count to 100 by ones.</li> <li>2. Start at 0 and count to 100 by tens.</li> <li>3. Start at 20 and count back by ones.</li> <li>4. Start at 100 and count backwards by tens.</li> </ol>	<p><b><u>Writing</u></b></p> <p>Draw a picture and write a sentence about how you <b>synergized</b> on your snow day. (example, I shared my sled with my neighbor.)</p> <p>*Use a blank sheet of paper to complete this activity.</p>
<p><b><u>i-Ready Math</u></b></p> <p>Complete one math lesson. This activity can be completed each SLED day and repeated with each SLED day if the student wishes to do so.</p> 	<p><b><u>Phonics/Reading Fluency</u></b></p> <p>Complete exercises 1-2:</p> <ol style="list-style-type: none"> <li>1. Using a blank sheet of paper, draw and label 5 words in the -at word family. (example: cat, mat)</li> <li>2. Choose one word in the -at word family and write a sentence.</li> </ol>	<p><b><u>Art/Music</u></b></p> <p><b>Lines</b> can be bent into curves and broken into angles. On a white piece of paper, draw 3 different shaped lines: zigzag, wavy, or curly.</p> <p>Color each line a different color</p> 




Name \_\_\_\_\_  
**SLED DAY - Kindergarten**  
 A total of **THREE** activities should be completed each day. Return this sheet with your work each day, and circle the three activities you chose.

## Day Two

<p><b><u>i-Ready Reading</u></b></p> <p>Complete one reading lesson. This activity can be completed each SLED day and repeated with each SLED day if the student wishes to do so.</p> 	<p><b><u>Math</u></b></p> <p>Write your numbers from 0-20 on a blank sheet of paper with a pencil. Go over each number with 2 different colors (crayons, markers, highlighters, ink pens, coloring pencil).</p>	<p><b><u>Writing</u></b></p> <p>Draw a picture and write a sentence about how you were <b>proactive</b> on your snow day. (example, I cleaned my room.)</p> <p>*Use a blank sheet of paper to complete this activity.</p>
<p><b><u>i-Ready Math</u></b></p> <p>Complete one math lesson. This activity can be completed each SLED day and repeated with each SLED day if the student wishes to do so.</p> 	<p><b><u>Phonics/Reading Fluency</u></b></p> <p>Think about the beginning letter of your name. Write your name and then think of 4 words that begin with that letter sound. Draw those words.</p> <p>Example: Sally</p>     <p>Sun   submarine   stop   slide</p>	<p><b><u>Art/Music</u></b></p> <p style="text-align: center;"><u>Family Collage</u></p> <p><b>Materials:</b> old calendars, magazines, glue, scissors</p> <p><b>Directions:</b> <b>1.</b> Choose a background page. You can use an old calendar page or a page from a magazine. <b>2.</b> Select some pictures from a magazine and cut out carefully and neatly that relates to your family. <b>3.</b> Place objects on your background page. Glue them to the page.</p>





Name \_\_\_\_\_  
**SLED DAY - Kindergarten**  
 A total of **THREE** activities should be completed each day. Return this sheet with your work each day, and circle the three activities you chose.

## Day Three

<p><b><u>i-Ready Reading</u></b></p> <p>Complete one reading lesson. This activity can be completed each SLED day and repeated with each SLED day if the student wishes to do so.</p> 	<p><b><u>Math</u></b></p> <p>Look around your house. Draw and label/write a sentence about something that you see that fits into each 3D shape category: cone, cube, sphere, cylinder. (example: A party hat is a cone.)</p> <p>*Use a blank sheet of paper to complete this activity.</p>	<p><b><u>Writing</u></b></p> <p>Draw a picture and write a sentence about how you <b>put first things first</b> on your snow day. (example, I took out the trash before playing video games.)</p> <p>*Use a blank sheet of paper to complete this activity.</p>
<p><b><u>i-Ready Math</u></b></p> <p>Complete one math lesson. This activity can be completed each SLED day and repeated with each SLED day if the student wishes to do so.</p> 	<p><b><u>Phonics/Reading Fluency</u></b></p> <p>Using a blank sheet of paper to complete exercises 1-2.</p> <ol style="list-style-type: none"> <li>1. Write all the uppercase letters of the alphabet.</li> <li>2. Write all the lowercase letters of the alphabet.</li> </ol>	<p><b><u>Art/Music</u></b></p> <p style="text-align: center;"><u>Story Quilts</u></p> <p><u>Materials:</u> White paper, pencil, &amp; crayons</p> <p><u>Instructions:</u></p> <ol style="list-style-type: none"> <li>1. Draw a border around the outside of the paper.</li> <li>2. Draw a picture in the center of the paper telling a story about yourself.</li> <li>3. Color the picture.</li> </ol> 




Name \_\_\_\_\_  
**SLED DAY - Kindergarten**  
**A total of THREE activities should be completed each day. Return this sheet with your work each day, and circle the three activities you chose.**

## Day Four

<p><b><u>i-Ready Reading</u></b></p> <p>Complete one reading lesson. This activity can be completed each SLED day and repeated with each SLED day if the student wishes to do so.</p> 	<p><b><u>Math</u></b></p> <p>Draw a picture of a snowman that is 5 snowballs high. Draw another snowman next to him that is 5 snowballs high. How many snowballs did you use all together? Draw a number bond and write a number sentence.</p> <p>*Use a blank sheet of paper to answer this question.</p>	<p><b><u>Writing</u></b></p> <p>Draw a picture and write a sentence about how you <b>began with the end in mind</b> on your snow day. (example, I gathered all my supplies before starting to build my snowman.)</p> <p>*Use a blank sheet of paper to complete this activity.</p>
<p><b><u>i-Ready Math</u></b></p> <p>Complete one math lesson. This activity can be completed each SLED day and repeated with each SLED day if the student wishes to do so.</p> 	<p><b><u>Phonics</u></b></p> <p>Draw a picture of two words that rhyme.</p> <p>Write a sentence using each word (total of 2 sentences).</p> <p>Example:</p>  <p>Cat                  Hat</p> <p>The cat is brown. The hat is red.</p>	<p><b><u>Art/Music</u></b></p> <p style="text-align: center;"><b><u>Shape Rubbing</u></b></p> <p><b>Materials:</b> white paper, crayons, shapes  <b>Directions:</b> <b>1.</b> Collect 3 different small items (leaf, coin, legos, comb). <b>2.</b> Lay object under paper and color over it. <b>3.</b> Repeat with the other objects but use different colors.</p> 




Name \_\_\_\_\_  
**SLED DAY - Kindergarten**  
 A total of **THREE** activities should be completed each day. Return this sheet with your work each day, and circle the three activities you chose.

## Day Five

<p><b><u>i-Ready Reading</u></b></p> <p>Complete one reading lesson. This activity can be completed each SLED day and repeated with each SLED day if the student wishes to do so</p> 	<p><b><u>Math</u></b></p> <p>Complete exercises 1-4 to practice counting aloud within 100 (by ones and tens) to an adult. Please initial to show completion.</p> <ol style="list-style-type: none"> <li>1. Start at 1 and count to 100 by ones.</li> <li>2. Start at 0 and count to 100 by tens.</li> <li>3. Start at 24 and count to 81.</li> <li>4. Start at 50 and count backwards by ones.</li> </ol>	<p><b><u>Writing</u></b></p> <p>Draw a picture and write a sentence about how you thought <b>win-win</b> on your snow day. (example: I helped my mom clean the kitchen in order to get it done quicker, so we could all go outside to play.)</p> <p>*Use a blank sheet of paper to complete this activity.</p>
<p><b><u>i-Ready Math</u></b></p> <p>Complete one math lesson. This activity can be completed each SLED day and repeated with each SLED day if the student wishes to do so.</p> 	<p><b><u>Reading Fluency</u></b></p> <p>Read the passage independently. Answer the comprehension questions on a blank sheet of paper.</p> <p>Chad had to wash his dish. The dish is big and red. It had a chip in it. Chad was sad.</p> <ol style="list-style-type: none"> <li>1. Who washed the dish?</li> <li>2. What color was it?</li> <li>3. How did Chad feel?</li> </ol>	<p><b><u>Art/Music</u></b></p> <p style="text-align: center;"><b><u>Rainbow of Colors</u></b></p> <p><b><u>Materials:</u></b> white paper and crayons</p> <p><b><u>Directions:</u></b></p> <ol style="list-style-type: none"> <li>1. On the white paper, write your name very large.</li> <li>2. Color each letter with the primary colors.</li> </ol> <p style="text-align: center;"><b>Red Yellow Blue</b></p> 




Name \_\_\_\_\_  
**SLED DAY - Kindergarten**  
 A total of **THREE** activities should be completed each day. Return this sheet with your work each day, and circle the three activities you chose.

## Day Six

<p><b><u>i-Ready Reading</u></b></p> <p>Complete one reading lesson. This activity can be completed each SLED day and repeated with each SLED day if the student wishes to do so.</p> 	<p><b><u>Math</u></b></p> <p>Write your numbers from 0-20 on a blank sheet of paper with a pencil. Go over each number with 2 different colors (crayons, markers, highlighters, ink pens, coloring pencil).</p>	<p><b><u>Writing</u></b></p> <p>Draw a picture and write a sentence about how you <b>sharpened the saw</b> on your snow day. (example, I put together a puzzle.)</p> <p>*Use a blank sheet of paper to complete this activity.</p>
<p><b><u>i-Ready Math</u></b></p> <p>Complete one math lesson. This activity can be completed each SLED day and repeated with each SLED day if the student wishes to do so.</p> 	<p><b><u>Reading Fluency</u></b></p> <p>Read the passage independently. Answer the comprehension questions on a blank sheet of paper.</p> <p>Pam is at the zoo. She sees two bats. They can hang. They are black. She likes the black bats.</p> <ol style="list-style-type: none"> <li>1. Where is Pam?</li> <li>2. What does she see? What can the bats do?.</li> </ol>	<p><b><u>Art/Music</u></b></p> <p style="text-align: center;"><b><u>Op Art</u></b></p> <p><b>Materials:</b> White paper, pencil, and crayons  <b>Directions:</b></p> <ol style="list-style-type: none"> <li>1. Trace your hand and wrist.</li> <li>2. Draw lines across the paper</li> <li>3. Continue from bottom to top of paper.</li> <li>4. Color sections with alternating primary colors.</li> </ol> <div style="text-align: center;">  <p>Red Yellow Blue</p> </div>



Name \_\_\_\_\_  
**SLED DAY - Kindergarten**  
 A total of **THREE** activities should be completed each day. Return this sheet with your work each day, and circle the three activities you chose.

## Day Seven

<p><b><u>i-Ready Reading</u></b></p> <p>Complete one reading lesson. This activity can be completed each SLED day and repeated with each SLED day if the student wishes to do so.</p> 	<p><b><u>Math</u></b></p> <p>Write your numbers from 0-20 VERTICALLY on a blank sheet of paper with a pencil. Beside each number draw that many circles to represent the numbers.</p> <ol style="list-style-type: none"> <li>1. o</li> <li>2. oo</li> <li>3. ooo</li> </ol>	<p><b><u>Writing</u></b></p> <p>Draw a picture and write a sentence about how to be a good friend. (example, I share with my friends.)</p> <p>*Use a blank sheet of paper to complete this activity.</p>
<p><b><u>i-Ready Math</u></b></p> <p>Complete one math lesson. This activity can be completed each SLED day and repeated with each SLED day if the student wishes to do so.</p> 	<p><b><u>Reading Fluency</u></b></p> <p>Read the passage independently. Answer the comprehension questions on a blank sheet of paper.</p> <p><b>Plants need the sun to help them grow. They need water, too. Plants can grow tall.</b></p> <ol style="list-style-type: none"> <li>1. What do plants need to grow?</li> <li>2. Do plants grow short or tall?</li> </ol>	<p><b><u>Art/Music</u></b></p> <p style="text-align: center;"><b><u>Musical Drawing</u></b></p> <p><b>Materials:</b> white sheet of paper, pencil, and crayons</p> <p><b>Directions:</b></p> <ol style="list-style-type: none"> <li>1. Look at the pictures of instruments below.</li> <li>2. Use squares, circles, and lines to draw the instruments.</li> <li>3. Color the instruments using crayons.</li> </ol> 



Name \_\_\_\_\_  
**SLED DAY - Kindergarten**  
**A total of THREE activities should be completed each day. Return this sheet with your work each day, and circle the three activities you chose.**

## Day Eight

<p><b><u>i-Ready Reading</u></b></p> <p>Complete one reading lesson. This activity can be completed each SLED day and repeated with each SLED day if the student wishes to do so.</p> 	<p><b><u>Math Application Problem</u></b></p> <p>Answer the following word problem:</p> <p>Sam has 3 red pencils. His mom gave him 2 more red pencils. How many pencils does Sam have all together?</p> <p>Draw a picture to help you answer.</p> <p>*Use a blank sheet of paper to answer this question.</p>	<p><b><u>Writing</u></b></p> <p>Draw a picture showing 2 ways that you can fill someone's bucket. (Example: Helping someone pick up their toys. Teaching my friend to tie their shoes). Write 2 sentences to describe what you drew.</p> <p>*Use a blank sheet of paper to complete this activity.</p>
<p><b><u>i-Ready Math</u></b></p> <p>Complete one math lesson. This activity can be completed each SLED day and repeated with each SLED day if the student wishes to do so.</p> 	<p><b><u>Phonics</u></b></p> <p>Write each letter from A-M. Beside each letter draw a picture that begins with that letter sound.</p> <p>Complete this on a blank sheet of paper.</p>	<p><b><u>Art/Music</u></b></p> <p style="text-align: center;"><b><u>Mondrian Art</u></b></p> <p><b>Materials:</b> White paper (blank or lined), crayons or coloring pencils (red, blue, yellow, black)</p> <p><b>Instructions:</b></p> <ol style="list-style-type: none"> <li>1. On the other side of your paper draw some vertical lines (4-8) from the top of the paper to the bottom. You can use a ruler or the straight edge of a paper.</li> <li>2. Draw some horizontal lines (5-10) across your paper.</li> <li>3. Trace over the lines with a black crayon or colored pencil.</li> <li>4. Randomly color the sections using the primary colors. Do not color all the sections. Leave some white.</li> </ol>



Name \_\_\_\_\_  
**SLED DAY - Kindergarten**  
 A total of **THREE** activities should be completed each day. Return this sheet with your work each day, and circle the three activities you chose.

## Day Nine

<p><b><u>i-Ready Reading</u></b></p> <p>Complete one reading lesson. This activity can be completed each SLED day and repeated with each SLED day if the student wishes to do so.</p> 	<p><b><u>Math Application Problem</u></b></p> <p>Draw 2 plates. On the first plate, draw 8 grapes. On the next plate, draw 1 less. Write the number of grapes below each plate.</p> <p>Now draw 2 cups. In the first cup, draw 6 straws. In the next cup, draw 1 more. Write the number of straws below each cup.</p> <p>*Use a blank sheet of paper to answer this question.</p>	<p><b><u>Writing</u></b></p> <p>Draw and label a picture that shows a good choice and bad choice. (example: good-cleaning up a mess: bad- running in the hallway). Write 2 sentences about the picture.</p> <p>*Use a blank sheet of paper to complete this activity.</p>
<p><b><u>i-Ready Math</u></b></p> <p>Complete one math lesson. This activity can be completed each SLED day and repeated with each SLED day if the student wishes to do so.</p> 	<p><b><u>Reading Fluency</u></b></p> <ol style="list-style-type: none"> <li>1. Time yourself reading the following passage.</li> <li>2. Read it again and try to improve your time.</li> <li>3. Highlight all the words with a long vowel.</li> </ol> <p>Did you see my white cape?        I wore it to the park. I hope        I did not leave it there. Can        you help me look for it?</p>	<p><b><u>Art/Music</u></b></p> <p style="text-align: center;"><b>Abstract Art</b></p> <p><b>Directions:</b> Paper (blank or lined), pencil, and crayons/coloring pencils</p> <p><b>Instructions:</b></p> <ol style="list-style-type: none"> <li>1. Draw a straight (you can use a ruler or the straight edge of a paper) vertical line from one edge of the paper to the other.</li> <li>2. Draw a straight horizontal line from one edge of the paper to the other.</li> <li>3. Draw a curved line from one edge of the paper to the other.</li> <li>4. Draw a zigzag line from one edge of the paper to the other.</li> <li>5. Color the sections neatly. Use a variety of colors.</li> </ol>

Name \_\_\_\_\_  
**SLED DAY - Kindergarten**  
**A total of THREE activities should be completed each day. Return this sheet with your work each day, and circle the three activities you chose.**

## Day Ten

<p><b><u>i-Ready Reading</u></b></p> <p>Complete one reading lesson. This activity can be completed each SLED day and repeated with each SLED day if the student wishes to do so.</p> 	<p><b><u>Math</u></b></p> <p>Look around your house. Find things that are in the shape of a circle, a triangle and a square. Draw and label those items. Write a sentence for each object. (example: I see a _____ that is shaped like a _____.)</p>	<p><b><u>Writing</u></b></p> <p>Draw a picture and write a sentence about how you were a leader on your snow day. (Example, I taught my brother how to build a snow fort.)</p> <p>*Use a blank sheet of paper to complete this activity.</p>
<p><b><u>i-Ready Math</u></b></p> <p>Complete one math lesson. This activity can be completed each SLED day and repeated with each SLED day if the student wishes to do so.</p> 	<p><b><u>Phonics</u></b></p> <p>Write 2 sentences using the high frequency word, "like".</p> <p>Draw a picture to illustrate the sentences.</p>	<p><b><u>Art/Music</u></b></p> <p style="text-align: center;"><b>Abstract Art</b></p> <p><b>Directions:</b> Paper (blank or lined), pencil, and crayons/coloring pencils</p> <p><b>Instructions:</b>          Draw the following shapes randomly on your paper:</p> <ul style="list-style-type: none"> <li>· Draw 2 rectangles.</li> <li>· Draw 3 circles.</li> <li>· Draw 4 squares.</li> <li>· Draw 5 triangles.</li> <li>· Color the shapes using a variety of colors</li> </ul>