DEER VALLEY UNIFIED SCHOOL DISTRICT
20402 N 15th Ave, Phoenix, AZ 85027 (623) 445-5000

TECHNOLOGY DEVICE USER ACKNOWLEDGMENT

By receiving a technology device provided by the Deer Valley Unified School District, you acknowledge that the technology device is to be used and maintained in its original condition, with reasonable wear and tear excepted, by the designated borrower. All specified equipment is and shall at all times remain the property of the District and must be returned prior to the student's last day of enrollment in the school. Please note that all DVUSD technology devices will only function by logging in with a DVUSD student login.

By accepting a district Technology Device, both the Student and Parent/Guardian understand:

- Users must abide by the Deer Valley Unified School District COPPA, Electronic Devices, and Internet sections of the Student Rights and Responsibilities Handbook (https://url.dvusd.org/SRRHandbook).
- Users must use the technology device primarily for educational use in order to access curriculum, resources, and assessments.
- All internet activity on district technology devices is filtered and logged.
- Any web content filtering beyond the District network will be the responsibility of the user and parent.
- Users must not install or remove any software without prior authorization from the District.
- Users must not install virtual private networks (VPN) or other software that circumvents district filters on district-provided technology devices.
- Users must report any problems, damages, misuse, or misconduct immediately to the school administration.
- All repairs must be coordinated by DVUSD and completed by district approved vendors.
- The equipment is the property of the District and must be returned on or before the student's last day of enrollment in the school.
- If the equipment is not returned to the District in its original condition or if the equipment is damaged, lost, or stolen, due to negligence or not utilizing reasonable care in the use of the equipment, reasonable wear and tear excepted as determined exclusively by the District, the parent/guardian will be financially responsible for the replacement value of the equipment as determined by the District.
- All information stored on the District technology device carries no expectation of privacy and is the property of the District. The District reserves the right, at all times and without prior notice, to inspect and search any and all its property for the purpose of determining whether any policy has been violated, or when an inspection and investigation is necessary for purposes of promoting safety or compliance with state and federal laws.

I acknowledge that my student will need to demonstrate reasonable care with respect to the security and physical well-being of the District technology device. In the event the Deer Valley Unified School District determines that my student did not utilize reasonable care of the District technology device or if it is damaged, lost, or stolen, I will be financially responsible for the repair or replacement cost.

Student Name (Print) _____ Student ID Number _____

Parent/Guardian Name (Print) _____

Parent/Guardian Signature _____ Date _____

Rev. 2/26/25

SONORAN FOOTHILLS
STUDENT/PARENT TECHNOLOGY ACKNOWLEDGMENT

Deer Valley School District offers 1:1 student technology. Kindergarten students use preloaded iPads, while students in 1st through 8th grade use Chromebooks. Only students in 4th grade and above will have a device checked out to them. Other grade-level devices will remain in the classroom.

Sonoran Foothills takes students' safety very seriously, especially when it comes to using the Internet, iPads and chromebooks as learning tools. The Sonoran Elementary Staff is committed to providing a safe and positive environment for all of our students when they use the technology available to them in the classroom. Teachers and staff will actively supervise and monitor student technology use as well as promote our TRACKS expectations for using technology.

Trustworthy **R**espectful **A**ccountable **C**reative **K**ind **S**afe

Student use of an iPad/chromebook is a privilege. Students are expected to abide by the generally accepted rules of Network Etiquette as outlined below. If a student is unable or unwilling to follow the expectations, then he or she will not participate in the technology program.

Network Etiquette

- Visit approved websites under the supervision of an adult.
- Protect personal information and never share username, passwords, home address or phone number with anyone or publish personal information online.
- Protect the personal information of other students.
- Use technology as a tool for learning in a positive manner.
- Use "netiquette" and communicate with staff and students politely and respectfully.
- Share discoveries and learning with others.
- Respect the privacy of others online by not sharing personal information and personal communications.
- Use appropriate language in all communications. Remember, what you say and do on the Internet is permanent and accessible by the school district, principal, and teacher.
- Treat others with respect and do not send messages meant to harass or bully someone.
- If you access something inappropriate, report it to the staff immediately.
- You must have teacher, parent, and student permission to photograph or record another student.
- It is only appropriate to use your @learner.dvusd.org e-mail account, not a personal

e-mail account on any school device.

- It is only appropriate to use the passwords you were given by the school district. It is unacceptable to use any other password to enable or disable software or hardware configurations.
- Only load/store/create authorized images, music, data, files, videos, or apps that are approved by your teacher and our school.
- Store iPads/chromebooks in their covers or cases to keep them clean and in good condition.
- All devices should be charged overnight so that they are ready for the next day. Younger students will return devices to the classroom charging cart. Students assigned a device will charge overnight at home.
- Report technical issues.
- Handle the iPads/chromebooks with care so they do not break.
- Help others with technology. Some students, especially new students, may not be familiar with how to use iPads/chromebooks. Please be kind and help them learn.
- Compliment the work of other students, teachers, and parents.

Student Pledge for Technology Use

1. I will take good care of any iPad/chromebook I use.
2. I will know where the iPad/chromebook is at all times during my usage of it.
3. I will keep food and drinks away from the iPad/chromebook since they may cause damage to the device.
4. I will protect my iPad/chromebook by making sure the case stays on at all times.
5. I will use the iPad/chromebook in appropriate ways.
6. I understand that the iPad/chromebook are subject to inspection at any time without notice.
7. I will only photograph people with their permission, and for academic purposes only.
8. I will only use the camera or the microphone when my teacher tells me to.
9. I will never share any images or movies of people in a public space on the Internet, unless I am asked to do so by my teacher.
10. I agree to abide by the statements of the Directory, Internet & E-Mail User Acknowledgment K-8 and the Student Rights and Responsibilities..
11. I promise to be aware of what I say and do online, how my actions impact others, and I will not become a cyberbully.
12. I will not add any personal e-mail accounts to my school iPad/chromebook.
13. I will only use my @learner.dvusd.org email on my device.
14. I understand that my iPad/chromebook is Deer Valley School District property, and is to be used for school-related/academic purposes only.
15. I understand that damage, intentional or unintentional, or loss may result in a fine as outlined in the Optional Device Protection Plan.

Technology Acceptable Use Policy

At Sonoran Foothills, our vision is to enhance learning through the integration of technology, which will enable our students to become life-long 21st-century learners. With this vision, teachers will design curricula that prepare students to meet the demands of the future. To further augment technology integration, Sonoran Foothills has chosen to employ iPads and chromebooks as a personal learning tool for students.

The iPad Program will be in effect in kindergarten classes. Each student will be assigned an iPad to use daily in the classroom. iPads will remain on campus.

Classes in primary grades (1-3) will have a classroom set of chromebooks stored in a charging cart when not in use. Teachers will assign a chromebook to each student for daily use. Chromebooks will remain on campus.

Students in grades 4-8 will have a chromebook checked out to them for use both at school and at home for the duration of the school year. It is their responsibility to have it daily for work as needed.

Chromebook General Guidelines

All apps will be provided and managed by the school district. Students should have absolutely no expectation of privacy when using the chromebook. Any and all activity performed on the chromebook can and will be monitored.

Students and parents need to read, understand, and sign the Directory, Internet & E-mail User Acknowledment Grades K-8. Violation of the rules is subject to consequences stated in the Acknowledgment as well as this document..

Chromebook Use

Acceptable Use

- Chromebooks are to be used for educational purposes ONLY.
- Internet browsing is allowed as directed by the teacher.
- Students are responsible for the general care of the chromebook.

Unacceptable Use

- Altering default chromebook settings.
- Using electronic communication to bully a person, typically by sending messages of an intimidating or threatening nature.
- Playing games and using apps on the chromebook not authorized by the teacher.
- Not doing class work on the chromebook as directed by the teacher.

- Browsing internet pages not authorized by the teacher.
- **Do not remove the case.** Improperly removing it can damage the screen.
- **Please, NO STICKERS on the case or the device.** Exception will be painter's tape to place last name, first initial on both device and power cord to avoid mixing up with another student's device.
- Sending email messages not authorized by the teacher.
- Using internet resources to plagiarize work.
- Violating policies stated in using the school's Network and Internet resources.
- Taking pictures, videos, and/or audio recordings of classmates and teachers without permission.

Consequences may include, but are not limited to the following:

- Classroom warning
- Parent Contact
- Temporary loss of device
- Permanent loss of device
- Incident Report
- In School or Out of School Suspension
- Reimbursement to the Deer Valley School District for actual damage or repair

***The use of Deer Valley School District chromebook or iPad and network resources is a privilege, not a right, and may be revoked at any time.**

Optional Device Protection Plan

The Deer Valley School District offers an optional Device Protection Plan. The cost is $35 per student in grades 4 and up for the school year. A fine may be issued for damage (cracked screen, broken plastic, broken keyboard, broken hinges), lost power cord and device theft. Parents are encouraged to purchase the Device Protection Plan. Accidents do happen, even among the most responsible students.

DEER VALLEY UNIFIED SCHOOL DISTRICT
20402 N 15th Ave, Phoenix, AZ 85027 (623) 445-5000

OPTIONAL DEVICE PROTECTION PLAN

The Deer Valley Unified School District is providing a device protection plan for students and parents utilizing take-home devices. Enrollment in the plan is optional with the understanding that if students/parents do not enroll in the protection plan they may carry full liability for the student device (Chromebook or iPad) in the same way they do for other damaged or lost school property, such as textbooks. Purchase the protection plan online: https://url.dvusd.org/PaymentPortal

Program Fees and Coverage

- **Premium: $35** per school year. *This fee is non-refundable and will not be prorated.*
- **Limit Liability:** $350 per claim
- **Coverage:** Repair or replacement of school issued device and case.
- **Enrollment Deadline:** Must enroll in the plan prior to or within 3 weeks of receipt of the device.

Effective Coverage / Expiration Dates

- **Effective Date:** Coverage begins when the $35 nonrefundable fee is paid.
- **Expiration Date:** Coverage ends on the earliest of the following dates: last day of school year enrollment, return of the device, no longer enrolled in the district, or no longer qualified for the take-home device program.
- Return the device before the expiration date to ensure that coverage is always in effect.

Coverage

The Optional Device Protection Plan coverage includes:

- Accidental damage caused by liquid, spills, drops, or other unintentional events.
- Loss of device due to theft; claim must be accompanied by a valid police report.
- Damage caused by fire; the claim must be accompanied by an official fire report from the investigating authority.
- Damage due to an electrical surge.
- Loss or damage caused by natural disasters.

Exclusions

The Optional Device Protection Plan coverage excludes:

- Damage caused by dishonest, fraudulent, intentional, negligent (not locked and/or stored in an insecure manner or location), or criminal acts. Students and parents will be responsible for the full amount of repair/replacement for damage or loss that falls in this category.
- Damage incurred to a device that is not in the school-issued protective case, when a case is provided.
- "Jailbreaking" or otherwise voiding the manufacturer's warranty by altering the software. *Jailbreaking* is a term used to describe a process by which normal manufacturer controls on the functionality of the device are bypassed. *Jailbreaking* of school-issued devices is not permitted.
- The Deer Valley Unified School District is not liable for any loss, damage (including incidental, consequential, or punitive damages), or expense caused directly or indirectly by the equipment.

DEDUCTIBLES AND REPLACEMENT COSTS

	CLAIM	REPLACEMENT DEDUCTIBLE	REPAIR DEDUCTIBLE
PROTECTION PLAN	1st Claim Per School Year	$150 for replacement of district device	$100 for screen; $50 for other device repairs (and exchange of device)*
	Subsequent Claim During School Year	$300 for replacement of district device*	
	All Cables, Adapters, & Cases	$25 each	$20 each
NO PROTECTION PLAN	All Device Claims	$350 for replacement of district device*	$150 for screen; $75 for other device repairs (and exchange of device)*
	All Cables, Adapters, & Cases	$25 each	$30 each

*Excessive incidents of device damage, loss, or negligence may result in student removal from take-home device program.

TouchBase Parent Sign In Instructions

Logging In

1. Go to https://az-deervalley.intouchreceipting.com/
2. Log into Student Account using student's user name and password

   User Name=Student's PowerSchool ID Number
   Password=Student's Last Name (case sensitive)

3. Select the Student you are shopping for

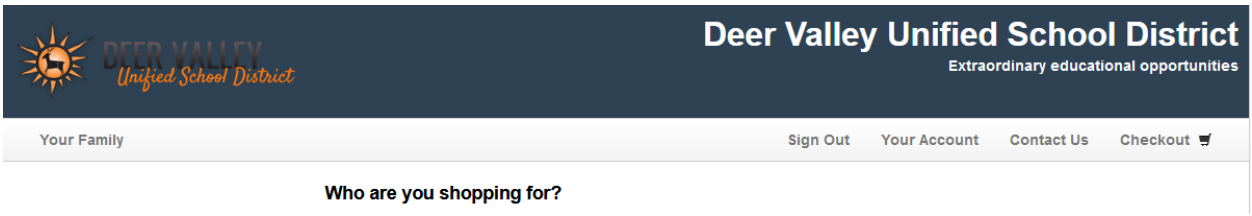

Making a Purchase

1. Select **Shop/Items at Your School**
2. Choose a **Category** (Student Devices)
3. Select Item and click **Buy**

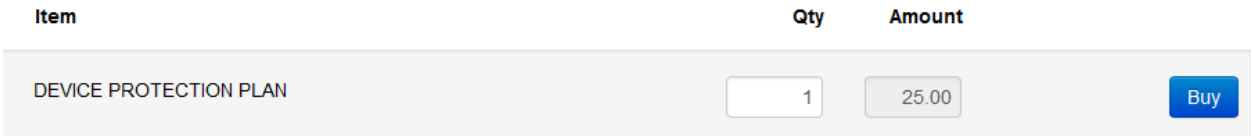

4. When all items have been added to the cart, click on the **Checkout** link, in upper right corner. Verify the cart contents and click on the **blue Checkout** icon.
5. The customer will be directed to a payment screen where all of the credit card information is entered.
6. Click **Pay Now** and complete transaction.
7. The customer has the opportunity to print and/or save a copy of the payment receipt.
8. All purchases on student accounts will reflect on their Purchase History.

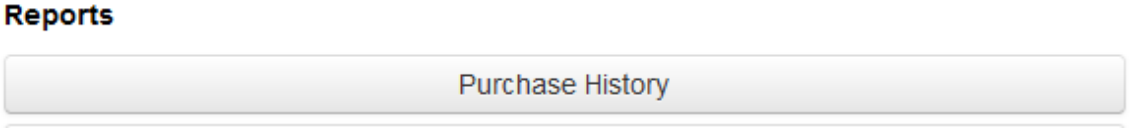

BOBCAT TECHNOLOGY EXPECTATIONS

A chromebook has been assigned to you for the school year. Please make sure you don't mix it up with other sibling and/or classmates devices. BLUE TAPE has been added to your device to write your LAST NAME and FIRST NAME INITIAL on it. ***Not yours? Don't touch it. Ask first!***

DO NOT TAKE THE PROTECTIVE COVER OFF. You can damage the device and case if not done properly. It is to protect your device.

You are expected to have your device charged each day, but you should have your power cord with you *just in case.*

Before you can begin you will need to **CHARGE YOUR DEVICE OVERNIGHT BEFORE USING!** You should regularly charge your device when battery is around 30%. Devices don't work well when below 10%.

These three things will ensure that your device is running optimally. Should you have ANY ISSUES, run through these first before coming to the library.

Chrome OS (Operating System)

Making sure your OS is up to date is important to keep your device running smoothly. Expect minor changes every 3-4 weeks and major updates every 6-8 weeks.

1. Log in using your username and student ID.
2. In the lower right hand corner, select the box with time in it. It opens to other options. Select the gear icon at the top.
3. A new window will open for chromebook options. In the lower left, select About Chrome OS.
4. You will see a button for either Check for Updates or Restart.
   a. Check will determine if you need an update. If so, it will start downloading.
   b. A Restart is necessary for the changes to take effect. Your device will restart.
5. You may need to repeat to get to the current OS.

Downloads may happen in the background. Monitor your notifications and restart if necessary.

SPECIAL NOTE:
ALT-V at the login screen will show the OS, serial number and asset number of the device

Powerwashing

Powerwashing a chromebook **resets the device back.** Any data on the device will be lost, so you should back up this data. Your apps, extensions, and other Google Account data will remain safe. It is recommended to powerwash any new device you receive as well as checking the OS.

1. Make sure you're signed out and at the login screen. Press SHIFT-CTL-ALT-R together.
2. The screen should have a Restart button. Select to begin the process.
3. Select Powerwash button on the next screen. Follow the prompts
4. You will be prompted to Get Started and select a network - **DVenroll**.
5. Select the Accept and continue button for the Enterprise enrollment to begin.
6. Once complete, select Done.
7. You're ready to login to your device!

Special note: if an Enrollment error happens, you may Retry. If the error continues, click the Enroll Manually button and enter **FULL** email address (xxx123@learner.dvusd.org) to complete the process.

Clearing Cache and Cookies

When you use a browser, like Chrome, it saves some information from websites in its cache and cookies. Clearing them fixes certain problems, like loading or formatting issues on sites.

1. In your browser, select the Settings icon (three stacked dots) in upper right hand corner
2. Select Privacy and Security
3. Select Delete Browsing Data
4. Check ALL boxes for ALL TIME and Delete Data

Updated 5/25

Helpful Tips for Common Issues

POWER

Chromebook Won't Power Off:

- If you need to reboot and the power button will not allow you to do so, press the Refresh+Power buttons

Device Won't Charge/Power On:

- Use a known good power adapter (one proven to work on another good machine) and let the device charge for 15 minutes with the lid closed before attempting to turn it on. **Always bring your cord if having power issues.**

SCREEN

Screen Zoomed In	Docked Magnifier (split screen magnified)	Inverted Colors
CTL-Search-M	CTL-Search-D	CTL-Search-H

Options may also be accessed in Settings / Accessibility



Search button styles

Chromebook Won't Wake Up (Black Screen) & Power Button Is Lit:

- Sometimes the device has trouble waking up after repeated lid closings and the screen is black but the device is charged.
- Press the Refresh+Power buttons until the power button light goes off. Wait a minute and restart device

Reset Orientation:

- Press CTRL-SHIFT-Refresh

Test Exiting

NWEA Shortcut - SHIFT-ALT-K

Test Nav - Power Button, Sign Out

KEYBOARD

Wrong Characters Typing

- Click Configuration menu and locate and click on Keyboard in this menu, and change it to US

WI-FI

- Check wi-fi signal in the Configuration menu - it should be mostly solid
- Click on the menu and wi-fi should be on DVmobile. If not, see if you an change it back to DVmobile.
- If you can't powerwash your device to see if it can be reset to DVmobile after reenrollment.



PRIVACY MESSAGE

- Make sure device has selected the DVmobile network and that you are logged into DV start page. Access websites from the DV start page.
- If not on DVmobile, power wash the device to reset.

SOUND

No Sound:

- Device Sound: Check your sound setting in the Configuration menu in the lower right corner. Turn it up to 80-90.
- App Sound: Check to make sure it's turned up.
- Headphones: Some headphones have adjustable volume. Be sure it's turned up to a comfortable setting.

POP UPS - RESET BROWSER



- Log in as the student and open Chrome. Selected the 3 stacked dots in the upper right corner, Settings
  - Review Extensions
    - Within Settings, look for Extensions on the left side and select.
    - Review extensions to see if anything inappropriate
  - Reset browser
    - Back on the Settings tab, search Restore to find Restore settings to their original defaults.
    - Click the arrow to the right and select Reset Settings.
  - This will reset the startup page, new tab page, search engine, and pinned tabs. It will also disable all extensions and clear temporary data like cookies. The bookmarks, history and saved passwords will not be cleared.
  - Powerwash device

FINAL NOTES

- Any issues should be brought to the Library Clerk's attention ASAP.
- The Optional Device Protection Plan ***is highly recommended. Accidents happen!***

MORE INFORMATION CAN BE FOUND AT HTTPS://SONORANFOOTHILLS.DVUSD.ORG/RESOURCES/TECHNOLOGY/EXPECTATIONS