



*Equity and Excellence: Board of Education
Budget Retreat*



March 9, 2024

Format of Budget Retreat

Board member questions and clarification opportunities “as you go”

Opportunities to understand connectivity to goals and intended outcomes

Budget framed to reflect our expectations across all District areas

Equity and Excellence: Navigating the Balance

Fiscal
Responsibility



Educational
Enhancement

The mission of the Somerset Hills Board of Education is to provide an authentic and balanced learning experience for each student by harnessing the power of innovation and an engaged community to create thoughtful and impactful global citizens.

Goal #1 Student Achievement

Devise grade appropriate K-12 opportunities to explore career choices, including access to experiences beyond the walls of the classroom. Solidify current academic pathways, considering summer programming, complementary professional development, and tiered systems of support.



Goal #2 Culture, Climate, and SEL

Solidify the District's K-12 vision for Social-Emotional Learning, identifying additional growth opportunities for co-curricular outreach and opportunities among groups and buildings.



Goal #3: Facilities

Develop a budget plan to support the replacement of the track.



Goal #4

Community Engagement

Devise a strategic communication process to solidify the District's favorable public image.



Equity and Excellence: A Board Retreat

Areas of Discussion

FY25 budget priorities and allocations


- Curriculum
- Student Services
- Personnel
- Operations
- Fiscal Projection
- Banked Cap: Defined and Applied
- Capital Reserve
- Maintenance Reserve
- Outstanding needs



FY25 Budget Priorities

- Taxpayer impact: Not to exceed 2% increase on the total tax levy
- Support teaching and learning by implementing NJ Student Learning Standards (“NJSLS”) required by the NJ State Board of Education (“NJSBOE”)
- Maintain class sizes
- Maintain and enhance curricular and extracurricular programs
- Enhance Special Education and Multilingual Learner programming
- Increase available transportation services to include hazardous routes to the greatest extent possible
- Increase safety and security personnel to ensure full facility coverage
- Continue investment in, and maintenance of, our facilities

FY25 Budget Priorities



Profile of our Stakeholders:

Who are we serving?

Our SHSD Communities

	Bernardsville	Far Hills	Peapack-Gladstone
Population	7,888	1,047	2,561
White	6,736	880	2,026
Black	63	10	109
Asian	208	28	109
Hispanic	746	113	258

Our SHSD Projected Enrollment: Bedwell Elementary School

Year	K	Bilingual	First Grade	Second Grade	Third Grade	Fourth Grade	Total
2024-2025	86	15	77	89	81	78	426
2023-2024	71	–	87	81	76	107	422

Our SHSD Projected Enrollment: Bernardsville Middle School

Year	Fifth Grade	Sixth Grade	Seventh Grade	Eighth Grade	Total
2024-2025	106	95	98	121	420
2023-2024	95	97	117	124	433

Our SHSD Projected Enrollment: Bernards High School

Year	Ninth Grade	Tenth Grade	Eleventh Grade	Twelfth Grade	Total
2024-2025	191	189	191	195	766
2023-2024	187	197	197	213	794

Our SHSD Projected Enrollment: Specialized Populations

	Pre-K through Twelfth Grade Enrollment
Multilingual Learners	165
Special Education	300

Student Achievement:

**NJSLA, Advanced Placement, American
College Testing, and Matriculation**

District and NJ Spring 2022 and 2023 NJSLA Proficiency Comparison

SUBJECT	NJSLA 2022 SHSD [State]	NJSLA 2023 SHSD [State]
ELA	71.8% [48.9]	72.8% [51.3]
MATHEMATICS	54.2% [35.4]	56.9% [37.5]
SCIENCE	44.1% [23.2]	43.1% [24.9]

Note: NJSLA Geometry and Algebra 2 results do not include grade 10, grade 11 and grade 12 students.

College Preparation

Matriculation

Class of 2023

Post Secondary: 93.9%

Four Year College: 79.3%

Two Year College: 14.6%

Employment/Other: 6.1%

Source: https://drive.google.com/file/d/1pmw7r6OCS6t_sjCgMOG6O5vE1uFJbUs0/view?usp=drive_link

College Preparation

National Merit Program	Recognition
Class of 2023	9 commended students, 1 winner

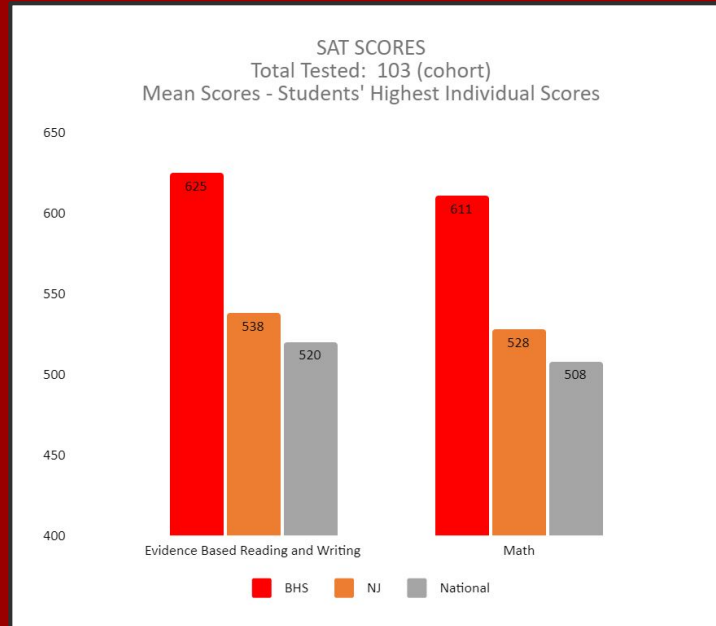
Source: https://drive.google.com/file/d/1pmw7r6OCS6t_sjCgMOG6O5vE1uFJbUs0/view?usp=drive_link

College Preparation

AP	<i>2023 Test Administration</i>
AP Scholars with Distinction	37
AP Scholars with Honor	24
AP Scholars	37

Source: https://drive.google.com/file/d/1pmw7r6OCS6t_sjCgMOG6O5vE1uFJbUs0/view?usp=drive_link

College Preparation



Source: https://drive.google.com/file/d/1pmw7r6OCS6t_sjCgMOG6O5vE1uFJbUs0/view?usp=drive_link

College Acceptances

Babson College, Baylor University, Boston College, Boston University, Bucknell University, College of Charleston, College of Holy Cross, Colorado State University, Cornell, Fairleigh Dickinson, James Madison University, Lehigh, Michigan State University, Montclair State University, Oregon State University, Pace University, Penn State University, Pratt Institute, Richmond, Rutgers, SCAD, School of Visual Arts, Seton Hall, SUNY Cortland, Syracuse, The College of New Jersey, University of Colorado (Boulder), University of Connecticut, University of Delaware, University of Maryland, University of Miami, University of Oregon, University of Rhode Island, University of Tennessee Knoxville, University of Vermont, Villanova, Wagner College, Yale, Loyola (MD), RPI, Baylor, Lafayette, University of Michigan...

Climate,

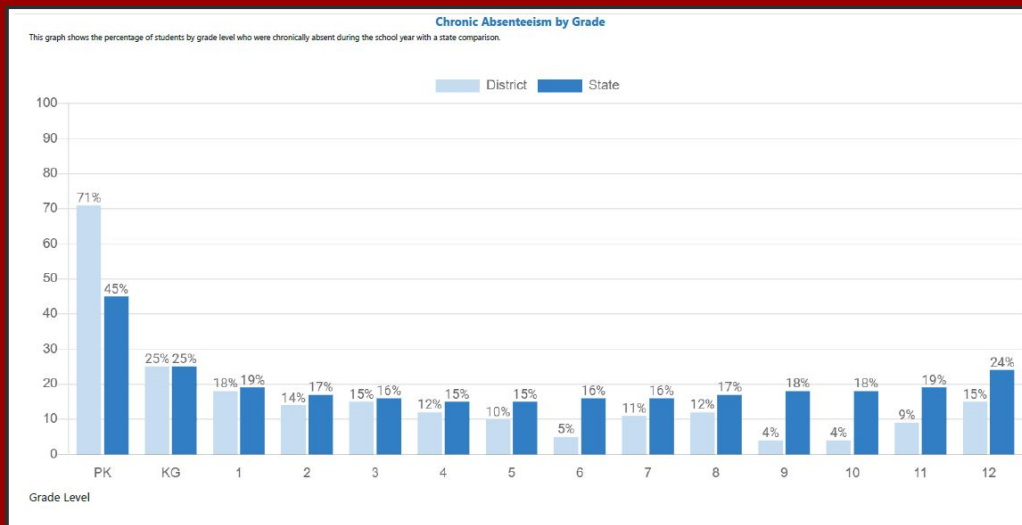
Culture,

and

Student Experience...

Student Attendance

Students in Grade 1 through Grade 12 come to school significantly more often than their peers around the state.



Source: <https://rc.doe.state.nj.us/2021-2022/district/detail/35/4815/perpupil?lang=EN>

Student Conduct

Students enjoy a peaceful experience in our schools, which serves as a hallmark of our District. Our students often exceed expectations.

During the current school year, a total of 5 students earned out-of-school suspensions and 32 students earned in-school suspensions, for unwanted behavior.

HIB matters have declined this year. Thirty-nine Harassment, Intimidation and Bullying cases have been referred and investigated in 2023-2024. Twenty-five have been Unfounded or Inconclusive (64%) and 14 have been founded (36%).

During the same time frame in 2022-2023, 58% of the cases were Unfounded or Inconclusive and 43% were founded.

Extracurricular Activity Opportunities

- 66% of Grade 5 through 12 students participate in 29 interscholastic teams
- 122 Bedwell students participate in clubs and activities
- There are over 180 faculty stipends for extracurricular activities designed for student leadership, experiences, and outcomes
- Students produce a newspaper, a yearbook, and an art & literary magazine
- Students compete in academic competitions in science, mathematics, world languages, and debate (BMS Earth Science teams compete against high school students)
- We have high-quality auditioned vocal and instrumental programs
- Students compete in art and photography competitions
- Climate and Culture Teams add value to BMS
- After-school community service at BMS is growing and contributing to local organizations

The Trending Student Experience

Conduct Incidents




Student Attendance



Achievement Trending



Curriculum, Instruction, and Professional Development



This We Believe...

Prioritize high-quality curriculum
and instructional materials
for students.

Provide faculty members with
targeted and sustained
professional development.

Strategic Plan Goals Supported by Curriculum Budget

Goal #1 Student Achievement

- Devise grade appropriate K-12 opportunities to explore career choices
- Solidify current academic pathways
- Complementary professional development
- Tiered systems of support informed by data

Goal #2 Culture, Climate and SEL

- Solidify the District's K-12 vision for Social-Emotional Learning



Five-Year Curriculum Planning & Evaluation

Why is it important?

- Guides decision-making & PD
- Impacts federal funding allocation process
- Ensures balance

New Jersey Department of Education mandates for curriculum initiatives always supersede district-level decision-making for implementation timelines.

- Standards revisions require summer 2024 curriculum revisions for September 2024 implementation: ELA and Mathematics

SHSD pressing needs

- Current materials
- Curriculum that meets State mandates
- Professional development supporting NJSBOE standards



NJSBOE Standard Implementation Process: ELA & Math

NJSBOE Review Process: Math and ELA

July 2022: Process for reviewing and revising the NJSLS begins; informed by teachers, administrators, higher education faculty, parents, and other stakeholders throughout the State.

NJSBOE Public Input Sessions: Math and ELA

Post July 2022: Rural, urban, and suburban district representation as well as non-profits.

The 2023 NJSLS were revised following public input and feedback received through regional testimony/comment process.

NJSBOE Standard Adoption: Math and ELA

October 4, 2023: NJSBOE adopted the 2023 New Jersey Student Learning Standards (“NJSLS”) in English Language Arts and Math.

SHSD Adoption, Implementation, and Review: Math & ELA

July 2024: FY25 budget allocates funding for curriculum writing and professional development.

FY26 will include further professional development funding, curriculum review and modification as necessary.

Mathematics and Science



New Math Standards 2023

SUMMARY OF REVISIONS:

- K-5 Indicator Revisions
- Elementary Standards involving Money
- Data Literacy Standards (NEW)
- Fractions and Visual Fraction Models
- Perspectives on Accuracy and Efficiency
- Revised Progressions: Grade 8 to High School
- High School Plus Standards


- NJSLS Mathematics standards were adopted by the State Board of Education on October 4, 2023 and will be implemented in 2024-2025.
- AP Physics courses were revised for 2024-2025.



- Professional Learning priorities: new standards, pedagogy, and assessments

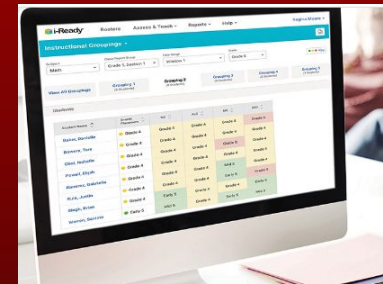
Mathematics and Science

Content Area	Description	Cost
Math K-5	i-Ready Classroom Mathematics Program, new edition 2024	\$70,000
AP Physics 1	Updated materials and online resources	\$20,000
AP Calculus BC	Updated materials and online resources	\$10,000
Algebra 2	Updated materials and online resources	\$20,000



Mathematics

Content Area	Description	Cost
K-12 Math	Teacher Training Contracted Services	\$10,000
K-12 Math	Summer Curriculum Writing 2023 Standard Revision	\$14,400
6-8 Math	i-Ready Diagnostic Assessment and MyPath Personalized Instruction	\$10,000



Bedwell Bilingual Program

Implementation
of a new
Kindergarten
Bilingual program
at Bedwell




Bilingual Program	Description	Cost
Bilingual Program Teacher Training	Bilingual Program Training	\$6,000
Summer Curriculum	Writing for a New Course	\$6,000
ELA Program	Benchmark - Fonética y gramática	\$7,327
Classroom Libraries	Booksource authentic Spanish and bilingual collections	\$10,000
Spanish Screening Exams	Evaluación del Desarrollo and training	\$2,000

English Language Arts


The new ELA standards support the District's current shifts in K-5 foundational reading and writing instruction, where increased attention is placed on decoding and encoding.



The District's continued partnership with Teachers College Advancing Literacy offers PD opportunities to support new standards, programs, and District initiatives.



English Language Arts

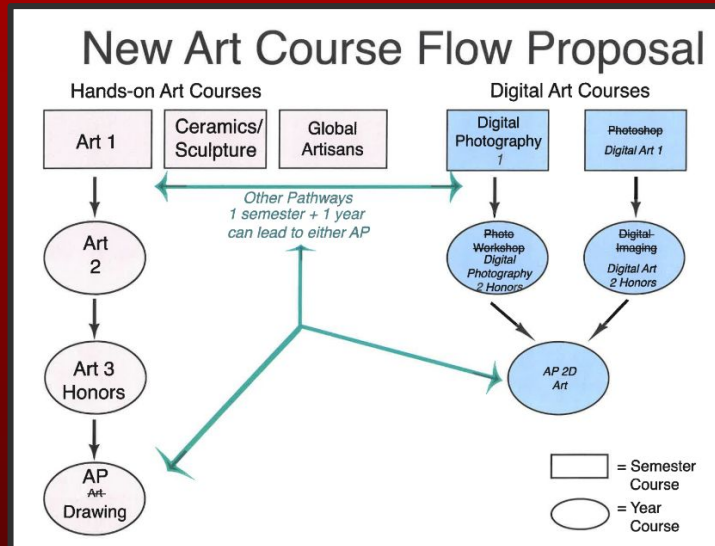


	Description	Cost
Summer Curriculum Writing	2023 Standard Revision	\$12,000
Curriculum Program Development	i-Ready Reading Diagnostic Assessment	\$5,000
Teacher Training Contracted Services	Advancing Literacy	\$20,000



Visual & Performing Arts

A restructured Art program at BHS streamlines the current Photography offerings and introduces Digital Arts, providing another pathway to advanced study and AP Art.

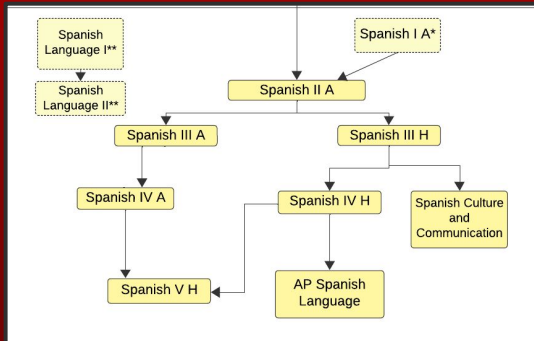


Social Studies & World Languages

AP Macroeconomics

AP Microeconomics

AP Psychology



Spanish 5 is a new course for seniors, allowing students to continue practicing the language at the highest levels.

New texts for two existing AP courses to reflect recent College Board course changes.

AP Human Geography

A new AP course for the Social Studies Department open to 10th, 11th, and 12th graders using the tools and thinking processes of geographers.

Social Studies



Program	Description	Cost
Social Studies	AP Psychology	\$9,000
Social Studies	AP Economics	\$15,000
Social Studies	AP Human Geography	\$12,000



Curriculum Writing Salaries

Content Area	Description	Cost
ELA	2023 Standard Revision	\$12,000
Math	2023 Standard Revision	\$14,400
ESL	2023 Standard Revision	\$9,600
New Courses	Course Development	\$20,500
Bedwell Related Arts	Linking to Strategic Plan	\$3,950
All	QSAC Updates (for new standards and format)	\$20,100
Total Cost		\$80,550

Curriculum Program Development

Content Area	Description	Cost
Math	i-Ready Classroom Mathematics Program, new edition 2024, K-5	\$70, 000
Math	i-Ready Math Diagnostic Assessment and MyPath online instruction, 6-8	\$10,000
ELA	i-Ready Reading Diagnostic Assessment	\$5,000
Total Cost		\$85,000

Teacher Training Contracted Services

Content Area	Description	Cost
ELA	Advancing Literacy	\$20,000
Math	i-Ready Math	\$10,000
Bilingual	Bilingual Program Training	\$6,000
BMS	Capturing Kids' Hearts	\$30,000
District	Teacher Training and PD	\$15,000
Total Cost		\$81,000



Textbook Replacement/Adoption

Content Area	Description	Cost
Social Studies	AP Economics (AP Updates)	\$15,000
Social Studies	AP Psychology (AP Updates)	\$9,000
Social Studies	AP Human Geography (New Course)	\$12,000
Science	AP Physics 1 (AP Updates-current version has no digital support)	\$20,000
Math	AP Calculus BC (has no digital support)	\$10,000
Math	Algebra 2 (Outdated with no digital support)	\$20,000
Bilingual	Bedwell Bilingual K (New Course)	\$20,000
Visual & Performing Arts	Digital Arts II (New Course & program subscriptions)	\$5,000
Visual & Performing Arts	Digital Photography (Outdated cameras)	\$8,000
Total Cost		\$119,000

FY25: Curriculum Budget

	<u>2023-2024</u>	<u>2024-2025</u>	<u>Change</u>
Curriculum Writing Salaries	\$30,000	\$80,550	\$50,550
Curriculum Program Development	\$70,000	\$85,000	\$15,000
Professional Development-Curriculum	\$21,000	\$21,000	\$0
Teacher Training Contracted Services	\$40,000	\$66,000	\$26,000
Teacher Training Program Development	\$15,000	\$15,000	\$0
Textbook Replacement/Adoption	\$150,000	\$119,000	-\$31,000
Total	\$326,000	\$386,550	\$60,550

Capturing Kids' Hearts – Educator Engagement at BMS



Relational. Intentional. Transformational.

Through experiential training, expert coaching, a character-based curriculum for students, and personalized support, *Capturing Kids' Hearts*® equips professionals in K-12 education to implement transformational processes focused on social-emotional wellbeing, relationship-driven campus culture, and student connectedness.

Coming Soon from NJDOE and FY25: New Jersey Quality Single Accountability Continuum (NJQSAC)

In January 2025, the NJDOE will commence a review of the Instruction and Program indicators regarding SHSD performance and capacity in instruction and student performance. A few components of instruction and program which will be monitored include:

- Curriculum alignment with the New Jersey Student Learning Standards (NJSLS)
- Providing instruction in the NJSLS
- Continuous improvement of curriculum and instruction

FY25 Curriculum Budget



- ✓ Supports the Somerset Hills School District's Strategic Plan
- ✓ Prioritizes up-to-date curriculum and instructional materials for students
- ✓ Provides faculty members with targeted and sustained professional development
- ✓ Allows for curriculum that is dynamic and in compliance with State mandates
- ✓ Produces curriculum and professional support for our new Bilingual & Language and Learning Disability classes


Department of Student Services

FY25 Goals

Educate students in-district to the greatest extent possible.

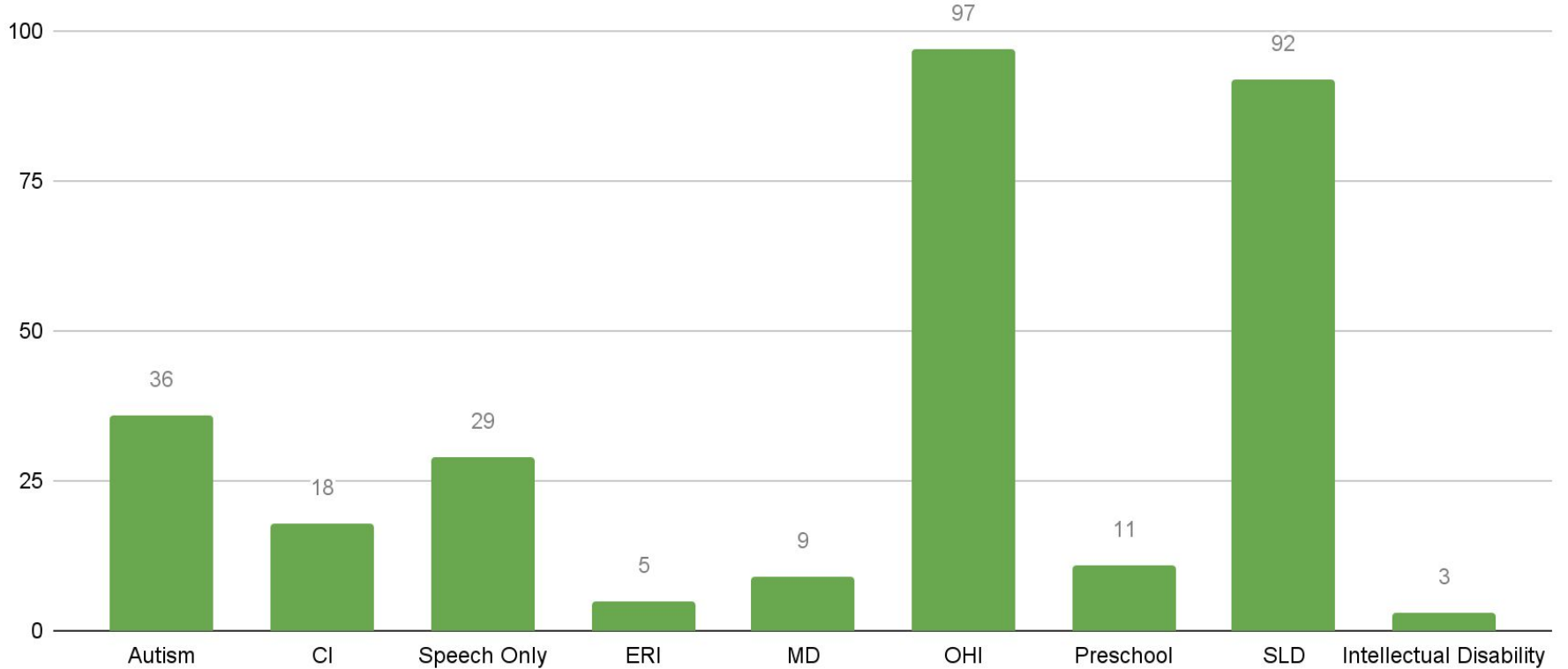
Create programs to support all students.

Increase efficiency to maximize opportunities for students.



Student Services: Current Enrollment by Category

Classification Data



Student Services: Addressing All Students' Needs

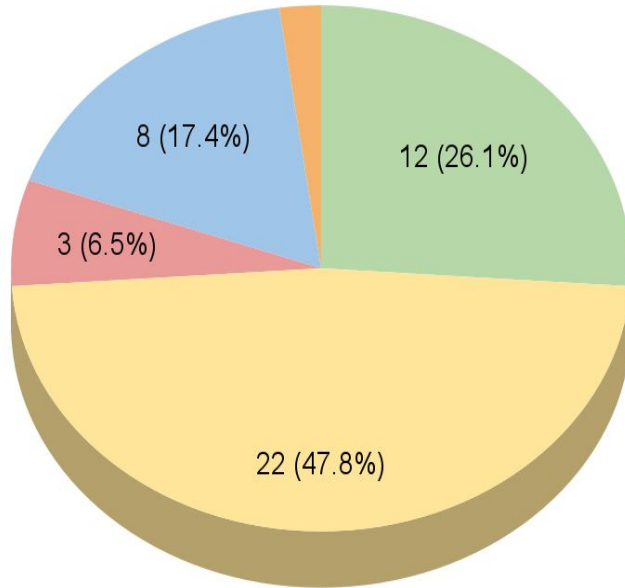
Professional Services	Cost
Language and Learning Disabilities (LLD) Curriculum and PD	\$5,000
Translation Services	\$4,000
Care Solace	\$6,000
IEP and 504 Direct	\$19,000
Testing Kits and Protocols (CST)	\$7,300

Student Services: Addressing All Students' Needs

Related Services	Cost
District Behaviorist (BCBA)	\$30,000
Assistive Technology/AAC	\$12,000
Nursing 1:1	\$270,000
Medical Evaluations (Neurological, Psychiatric)	\$8,000
Random Drug Testing Policy Adherence	\$8,000
Bilingual Evaluations	\$5,000
Home Instruction	\$19,750

New Referrals 2023-2024

(07/01/23 - 02/16/2024)



Classified Pending Not eligible Not warranted Withdrawn

New Referrals

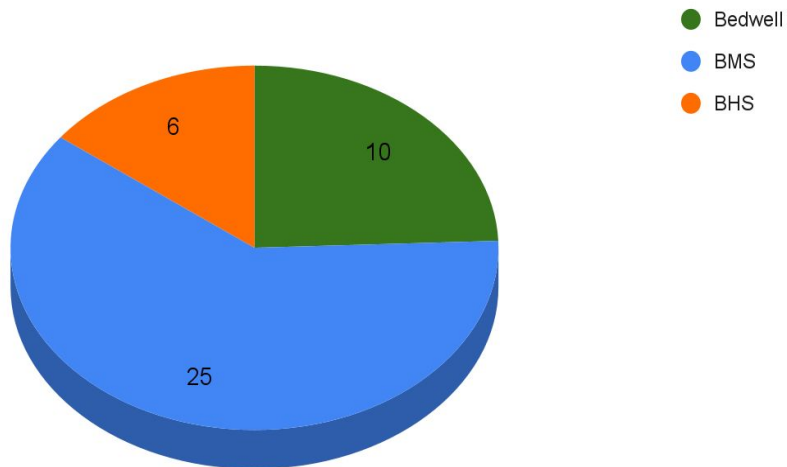
- 47 total
 - 12 Classified
 - 22 Pending

Re-evaluations to date

- 53 total

Student Services: Mental Health

Crisis Assessments (09/01/23 - 02/16/24)



2 Mental Health Counselors

1 Student Assistance Counselor

7 School Counselors

3 School Psychologists

2 School Social Workers

Lifelines

care/solace

Calming the Chaos of Mental Health Care.

Continued Services in Student Services

- IDEA grant assist to fund out-of-district tuitions
- Extended School Year (ESY) program for students who would otherwise regress
- Mental Health Initiatives: Lifelines and Care Solace
- Meeting needs for Language and Learning Disabilities program
- CPR and First Aid Certification
- Crisis Prevention Institute Training



FY25: Student Services at a Glance

Item	2023-2024	2024-2025	Difference
Salaries	\$3,451,256	\$3,835,743	\$384,487
All Tuitions	\$2,095,507	\$1,654,317	- \$441,190
Transportation	\$1,349,844	\$1,481,760	\$131,916
Extended School Year	\$130,000	\$140,000	\$10,000
Other - Supplies, Services, Misc.	\$668,513	\$765,653	\$97,140
Total Budget	\$7,695,120	\$7,877,473	\$182,353

Department of Personnel

Maintain Current Personnel

SHEA: July 1, 2022 to June 30, 2025 Agreement

SHAA: July 1, 2022 to June 30, 2025 Agreement

Unaffiliated: Annual Reappointment

Personnel and Program Enhancements

Bedwell

Special Education (Language and Learning Disabilities Program-LLD)

Teacher: Salary and Benefits (\$97,190)

Paraprofessional(2): Salary and Benefits (\$89,280)

Bilingual (K-1)

Teacher: Salary and Benefits (\$97,190)

Personnel and Program Enhancements

Bedwell

Academic Support: Math

Teacher: Salary and Benefits (\$97,190)

Kindergarten

Teacher: Salary and Benefits (\$97,190)

Total \$478,040

Personnel and Program Enhancements

Bernardsville Middle School & Bernards High School

Wrestling, Bernardsville Middle School (2): \$8,175

Girls Volleyball (Freshman Team), Bernards High School: \$5,583

Permanent Substitutes, Bernards High School (4): \$96,200

Total \$109,958

Personnel and Program Enhancements

District

Special Law Enforcement Officer: \$72,500 (Salary, no benefits)

Webmaster/IT: \$105,000 (Salary and Benefits)

Central Registrar: \$90,000 (Salary and Benefits)

Bus Drivers (2): \$116,400 (Salary and Benefits)

Transportation Aide (2): \$54,840 (Salary, no benefits)

Retitle of Supervisor Position: \$10,000

Total: \$448,740

Facilities and Operations

Facilities and Operations: Communication Enhancements

In alignment with our Strategic Plan and *2024 Communications Plan...*

New budgeted technology support position with an emphasis on experience in website development and maintenance to drive communications, accurate messaging, and community engagement.

Qualtrics: Making every experience with all of our stakeholders matter through connecting with our community in order to understand what those we serve need, how they need it, and when they need it.

Facilities and Operations

Bedwell

Cell Booster (\$75,000)

Funding Source: Capital Reserve

Facilities and Operations

Bernardsville Middle School

Custodial Equipment - Floor Polisher and Auto Scrubber (\$19,900)

Funding Source: Capital Reserve

Facilities and Operations

Bernards High School

Track Replacement (\$1,145,600)

Lower Field Enhancements (\$250,000)

PAC Stage Lighting Upgrade (\$250,000)

Funding Source: Capital Reserve

Facilities and Operations

District

Maintenance Equipment - Scag Windstorm Stand (\$11,000)

Funding Source: Capital Reserve

Reserve Balances

Capital Reserve

FY25 Withdrawal: \$1,751,500

Balance after Withdrawal: \$1,118,851.34

Maintenance Reserve

June 30, 2023 Balance: \$876,131.57

Priorities Delivered in FY25

- ✓ Kindergarten - delivering assurances for class sizes
- ✓ Academic Support - delivering multiple layers of math support
- ✓ Multilingual Learners - delivering new Bilingual program
- ✓ Special Education - delivering new program
- ✓ Curriculum and Instruction/Professional Development - Delivering support and revised curricula
- ✓ School Security Personnel - delivering full security coverage for all staff & students
- ✓ Transportation - delivering an additional 120 students housed within hazardous routes to schools and homes

Banked Cap Utilization in FY25

FY25 includes the utilization \$174,209 of what is called *Banked Cap*. This is permissible when the District does not increase the tax levy by the full 2% as allowable by law in prior budgets. The difference between the maximum 2% and the actual levy increase is *banked*. The banked cap must be added back into the budget within three years or it expires and is never again available.

When banked cap is added back into the budget, as we are doing in FY25, it becomes part of the base budget, available every year.

District Goals: Our Compass and Report Card

- ✓ Devise grade appropriate K-12 opportunities to explore career choices, including access to experiences beyond the walls of the classroom. Solidify current academic pathways, considering summer programming, complementary professional development and tiered systems of support.
- ✓ Solidify the District's K-12 vision for Social-Emotional Learning, identifying additional growth opportunities for co-curricular outreach and opportunities among groups and buildings.
- ✓ Develop a budget plan to support the replacement of the track.
- ✓ Devise a strategic communication process to solidify the District's favorable public image.

A Look Ahead to FY26 and Beyond...

Instruction, achievement and Quality School Review processes

Continued academic support programming

Examining enrollment projections and impacts

Security enhancements

Expiring debt

Special Education

Reorganizing workflow and structure

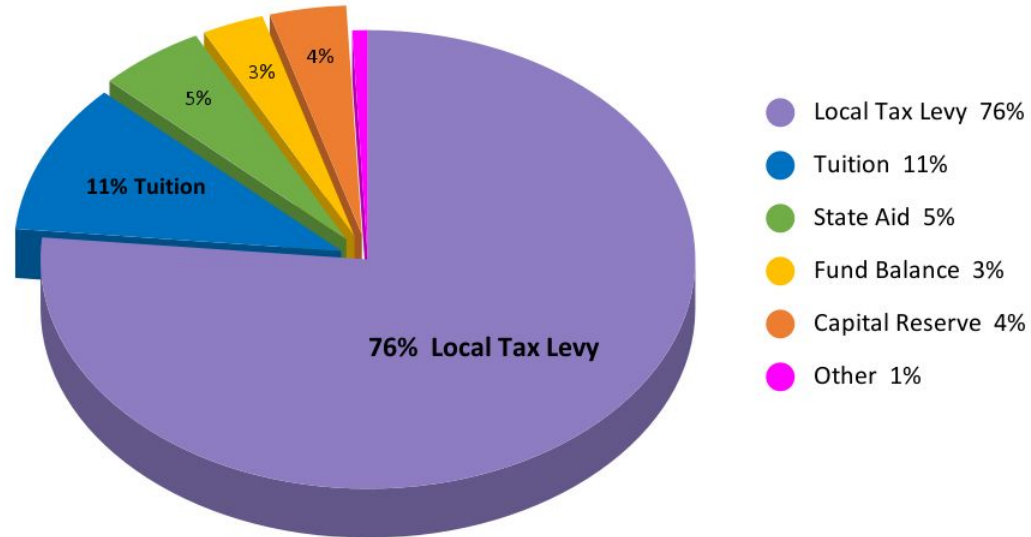
Balancing equity and excellence / acknowledging needs of taxpayer

FY25 Financial Overview

Budget Summary Revenues

	Original Budget <u>2023-24</u>	Proposed Budget <u>2024-25</u>	\$ Increase (Decrease)	Percent Change
<u>REVENUES</u>				
<u>General Fund:</u>				
Budgeted Fund Balance	\$1,520,465	\$1,698,654	178,189	11.7%
Capital Reserve - withdrawl	\$2,216,100	\$1,751,500	(464,600)	-21.0%
Local Tax Levy	\$34,617,746	\$35,484,310	866,564	2.5%
Tuition	\$5,152,300	\$4,913,300	(239,000)	-4.6%
Other	\$200,172	\$354,500	154,328	77.1%
Total Local Funds	\$43,706,783	\$44,202,264	495,481	1.1%
State Aid	\$2,298,892	\$2,442,478	143,586	6.2%
Total General Fund	\$46,005,675	\$46,644,742	639,067	1.4%
Special Revenue Fund (Grants)	\$1,377,600	\$544,365	(833,235)	-60.5%
<u>Debt Service Fund:</u>				
Budgeted Fund Balance	\$127,110	\$114,058	(13,052)	-10.3%
Local Tax Levy	\$2,780,089	\$2,679,932	(100,157)	-3.6%
State Aid	\$170,721	\$172,880	2,159	1.3%
Total Debt Service Fund	\$3,077,920	\$2,966,870	(111,050)	-3.6%
Total Revenue Budget	\$50,461,195	\$50,155,977	(305,218)	-0.6%

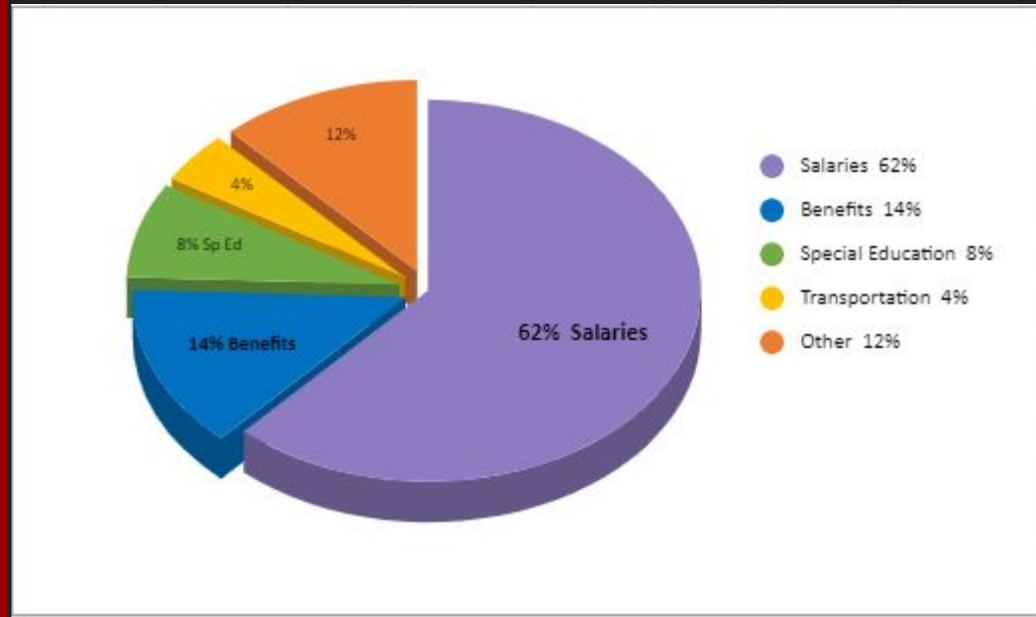
General Fund Revenues



Budget Summary Expenses

EXPENSES	Original Budget 2023-24	Proposed Budget 2024-25	\$ Increase (Decrease)	Percent Change
Current Expense	\$43,749,575	\$44,823,242	1,073,667	2.5%
Capital Outlay	\$2,256,100	\$1,821,500	(434,600)	-19.3%
Total General Fund	\$46,005,675	\$46,644,742	639,067	1.4%
Special Revenue Fund (Grants)	\$1,377,600	\$544,365	(833,235)	-60.5%
Debt Service Fund	\$3,077,920	\$2,966,870	(111,050)	-3.6%
Total Expense Budget	\$50,461,195	\$50,155,977	(305,218)	-0.6%

General Fund Expenses



Salaries (62%) and Benefits (14%) equal \$33.9 million and represents 76% of the General Fund Budget

Tax Impact

	Original Budget 2023-24	Proposed Budget 2024-25	\$ Increase (Decrease)	Percent Change
<u>TAXES</u>				
General Fund Tax Levy	\$34,617,746	\$35,484,310	866,564	2.5%
Debt Service Fund Tax Levy	\$2,780,089	\$2,679,932	(100,157)	-3.6%
Total Tax Levy	\$37,397,835	\$38,164,242	766,407	2.0%

SHSD Debt

Bond 2016: Maturity date 2030-2031

Bond 2012: Refunded 2021 - Maturity date 2028-2029

ESIP Bond: Maturity date 2025-2026

FY25 Total debt payment - \$3,263,643

SHSD Debt

Schedule Debt Payment Information: FY26-FY32

2025-2026:	Decrease \$29,485
2026-2027:	Decrease \$1,726,708
2027-2028:	Decrease \$1,900
2028-2029:	Increase \$11,750
2029-2030:	Decrease \$1,055,825
2030-2031:	Decrease \$19,035
2031-2032:	No Debt

FY25 Budget: Board Action Cycle

March 13, 2024: Tentative FY25 Budget Submission Approval Motion

April 24, 2024: FY25 Budget Hearing