

A child's hands are shown playing with colorful letter blocks on a table. The blocks are arranged on a blue mat with white circles. The child is holding a green block. The background is a wooden table.

EARLY CHILDHOOD EDUCATION: LOVE TALK PLAY

BRAIN BUILDING AND SERVE AND RETURN

DAC/DELAC Early Childhood Education Department

- Our Early Childhood Education Team
 - Serve and Return: Our Pillars
 - Table Team Activity
 - Feedback Survey

OUR FOCUS TODAY

DO WE ALL AGREE?

BE PRESENT

EQUITABLE
CONTRIBUTION

HAVE FUN
LEARNING

A child wearing a yellow long-sleeved shirt and blue pants is sitting on a light-colored wooden floor. The child is interacting with a wooden board that has a grid of compartments containing colorful letters and numbers. Scattered around the board are several colorful sticks in red, yellow, green, and blue. The entire scene is framed by a white, hand-drawn style border.

EARLY CHILDHOOD TEAM



SOUNG WEGENKA
EARLY CHILDHOOD EDUCATION COORDINATOR



CHRIS ISAAC
EARLY INTERVENTION PROGRAM SPECIALIST
PARENT INTERVENTION PROGRAM (PIP)



STACEY BERMAN
TEACHER ON SPECIAL ASSIGNMENT (TOSA)



SARAH MCCORMACK
TEACHER ON SPECIAL ASSIGNMENT SPED (TOSA)



DR. PAULA MADRIGAL-PATEL
EARLY CHILDHOOD EDUCATION DIRECTOR

CALL & RESPONSE

WHEN I SAY: ALL THAT
YOU SAY: **AND A BAG OF CHIPS**

Trivia Questions
to win UNIQUE
prizes...

LOVE. TALK. PLAY.

90% OF OUR ADULT BRAIN IS DEVELOPED DURING THE FIRST 5 YEARS

NEED REPEATED POSITIVE HUMAN CONNECTIONS

INTERACTIONS BETWEEN CHILDREN AND ADULTS

SERVE AND RETURN

Scientific term: like a game of tennis or ping pong



BENEFITS: SERVE AND RETURN

- Forming strong key interactions—connections with adults
- Developmental gain: New Neural connections form on the brain as young children serve and adults return
 - Serve: (babbling, facial expressions,
 - Return: respond and direct in meaningful ways



Motor Skills Behavioral
Control
Language Memory Visual
Emotion

THINK AND SHARE

- If you feel comfortable, close your eyes...
 - Think about the last time you hugged a loved one or received any other physical affection from a loved one.
 - Now, think about the last time a loved one gave you their undivided attention, listened to you or think about a fun interaction you had with someone close to you...
 - What thoughts and feelings came up for you? Share with your table.



LOVE


- Oxytocin: "The feel good brain chemical"
- Cortisol: "The stress chemical"

5 WAYS TO SHOW LOVE TO YOUR CHILD

- Notice what they do
- Play together
- Hold them close
- Have conversation
- Respond to their needs



90'S TRIVIA



TALK

INTERACTIONS WITH KIDS SINCE BABIES

- Serve and return: using vocabulary from reading a book

BABY SEES OBJECT AND ADULT SOUNDS OUT THE WORD

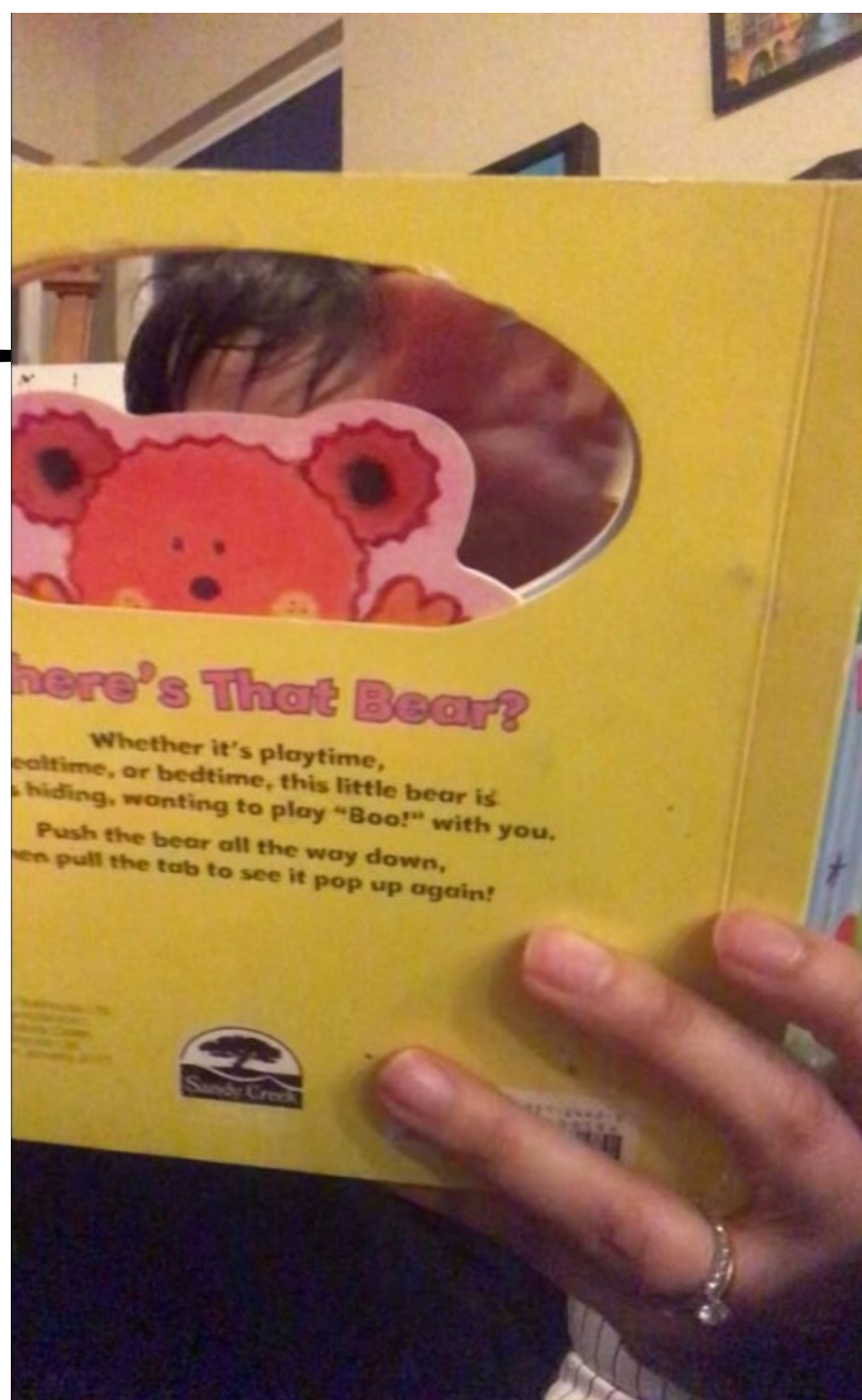
ADULTS SHOW CHILDREN THAT OBJECT AND SOUNDS CAN BE REPRESENTED BY MARKS ON A PAGE

WITH SUPPORT, CHILDREN LEARN TO DECIPHER WRITING

CHILDREN LEARN HOW TO WRITE




PAULO
1 YEAR 5
MONTHS (17
MONTHS)



THINK AND SHARE

- Think about these questions:
 - What did you see and what did you notice?
 - What were some wonderings?

90'S TRIVIA





PLAY

- Strengthens social skills and helps children express emotions
- Promotes self-regulation, self-esteem, and overall well-being
- Helps children become resilient and learn to cope with challenging situations




DJ PRYOR AND HIS
SON, KINGSTON

THINK AND SHARE

- Think about these questions:
 - How can I incorporate play with my children?
 - How can I promote play in education?

90'S TRIVIA





TEAM ACTIVITY

- T-REX Hands
- YOUR GOAL: Is to place all 18 images in order
- STEP 1: At your table you have a folder with a 90s music artist
- STEP 2: You will partner with another table that matches your music artist

- All the images have a link between them



TEAM ACTIVITY

- STEP 3: When the music starts, Take an image from the folder without showing it to anybody else
- STEP 4: Take turns describing your image to your table and table match
- STEP 5: Place yourselves in order standing up without showing your images to anybody else

READY, SET, GO-
7 MINUTES AND
50 SECONDS

90s tribute: Get Ready for This!



90s Tribute: Can't Touch This



TIME TO CHECK OUT HOW YOU DID! YOU'VE GOT 3 MIN

- Turn your images over and determine if they are in order
- If they are not, take this time to place in order





REFLECTIVE QUESTIONS

- Communication: What types of descriptions were helpful to help get the pictures in order?
- Presence: Was everyone fully present and engaged during the exercise?
- OVERALL: How did this impact the outcome?

BEFORE WE GO...

5 STEPS FOR
BRAIN BUILDING
SERVE AND
RETURN?

Share the focus

Support and Encourage

Name it

Take turns back and forth

Practice endings and beginnings

THANK YOU!

- We would love your feedback, please answer this two-question survey...

