



SY2024-2025



Department of Facilities and Operations,
Office of Safety and Security Services

2/20/2025

School Safety Data Report, SY2024-2025, Q1 and Q2 February 2025

Mission

The objective of Alexandria City Public Schools strategic plan is to provide an equitable, high quality education which is accessible and engaging to all students in a five-year strategic plan approved by the Alexandria City School Board on June 26, 2020. The plan's mission is to ensure success by inspiring students and addressing barriers to learning. The Facilities and Operations Department (via the Office of Safety and Security Services) works diligently to remove a potential barrier, unsafe school environments, in an effort to further the strategic plan.

Overview

The Office of Safety and Security Services manages and oversees all safety-related services for the school division to include emergency management procedures and protocols, assignment of school security officers, hardened safety infrastructure and the school law enforcement partnership with Alexandria Police Department. This office also collects, reviews and reconciles data related to incidents on school campus grounds and/or school-sponsored activities. The purpose of this report is to present the data (founded and unfounded) for:

- School Incidents for specified quarter(s)
- Calls for Service/Assistance by APD data for specified quarter(s)

Data Submission and Collection Methodology

Safety data is submitted in the following ways:

1. ***Incident Report:*** School administrators will submit an Incident Report at the conclusion of an incident on school grounds.
2. ***ACPS Calls for Service Form:*** If the Alexandria Police Department is requested to assist during a school safety incident, the school administrator completes and submits this form to the Director of Safety and Security Services

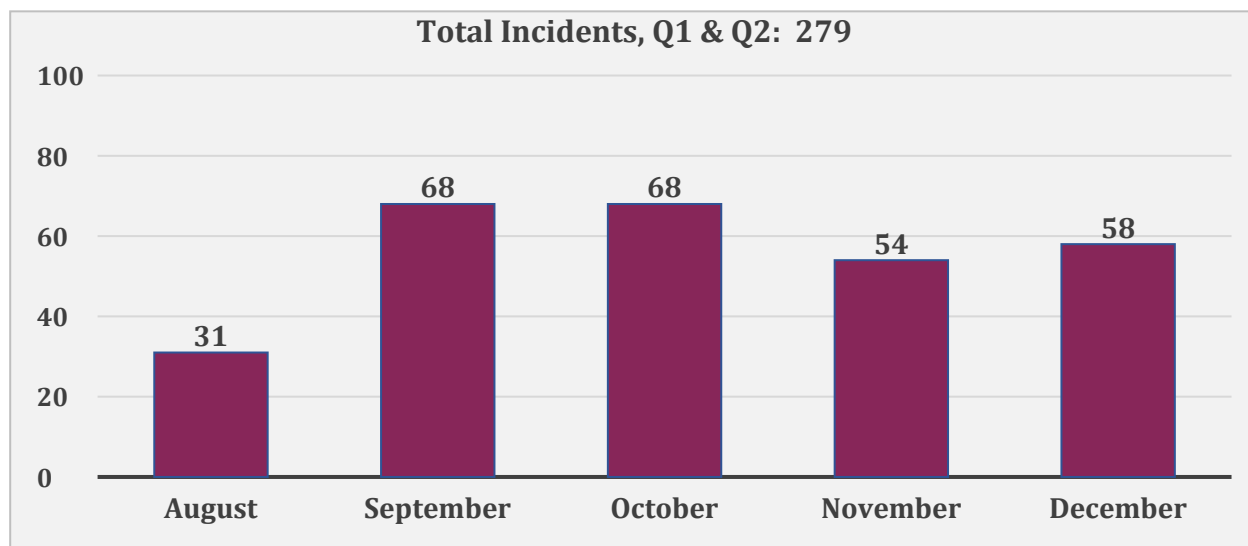
Once an incident report is submitted, the Office of Safety and Security Services collects the data into a template. This template is updated regularly and captures division-level data to include number and types of incidents per school, per day and per month. ***It is important to note that all information related to student discipline data is collected and reviewed by the Department of Student Services and Equity. That data is not included in this report.***

Information that may reveal student identity will not be shared through this report. It is also understood that some statistics may change as a result of change in case status or data error.

School Safety Data Report, SY2024-2025, Q1 and Q2
February 2025

Q1 and Q2 Incident Data Summary (By Month, Semester Comparison, School Type and Individual School)

Monthly Summary



During quarters one and two of SY24-25, there were a total of 279 incidents that occurred. These incidents fell into the following categories:

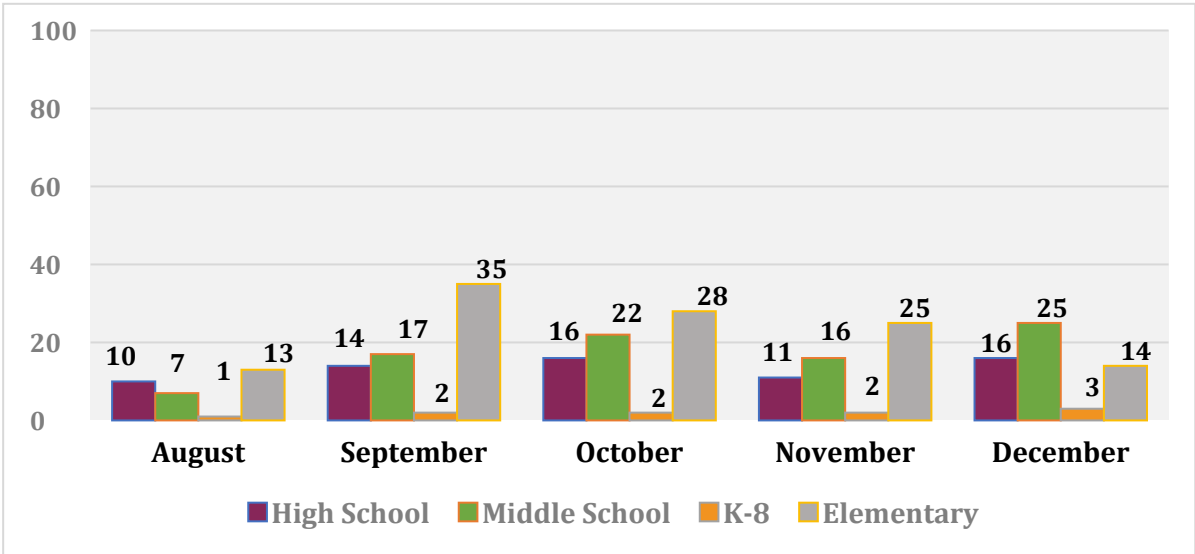
- Fights/Assault (82)
- Other (63)
 - The category of “other” includes the following incidents:
 - Trespass (10)
 - Concerned Parent/Citizen Report (9)
 - After Hours/Off Campus Incident (6)
 - Student Locked Out/Eloped (5)
 - Room/Elevator Trap (4)
 - Social Media Incident/Shared Photo or Video (4)
 - Student Fled School/Wrong Bus Stop/Student Didn’t Go Straight Home (3)
 - Gas/Odor Smell/Evacuation (3)
 - Employee Matter (2)
 - School Bus or Vehicle Accident (3)
 - Custody/Domestic Adult Disagreement (2)
 - Animal Control (2)
 - Electric Spark/Visible Smoke (2)
 - Drawing or Photo of Weapon/Gun (2)
 - 911 Hang Up (1)
 - Student in Crisis (1)
 - Arrest Warrant (1)
 - Illegal Parking (1)

**School Safety Data Report, SY2024-2025, Q1 and Q2
February 2025**

- Runaway Found at School (1)
- Food Delivery Using Window (1)
- Injuries/Medical Assistance (51)
- Threats (Verbal/Cyber/Social Media) (22)
- Reports of Missing Student (21)
- Alarms (8)
- Prohibited Items/Materials (8)
- Weapons (Founded or Unfounded) (7)
 - For this reporting period, the following weapons have been confiscated on school grounds (One Exception*):
 - Knives (5)
 - Stun Guns/Tasers (1)
 - Handgun* (1) (Found **off campus** by SRO based on anonymous report.)
- Suspicious Activity (5)
- Sexual Assault/Sexual Misconduct (5)
 - Student Inappropriate Touch of Another Student (3)
 - Accusation of Inappropriate Touch of Student by Adult (1)
 - Use of Sexual Language by Student (1)
- Theft (4)
- Controlled Substances (3)
- Child Protective Services Reports (0)
- Vandalism (0)
-

School Safety Data Report, SY2024-2025, Q1 and Q2
February 2025

Incident Report by School Type

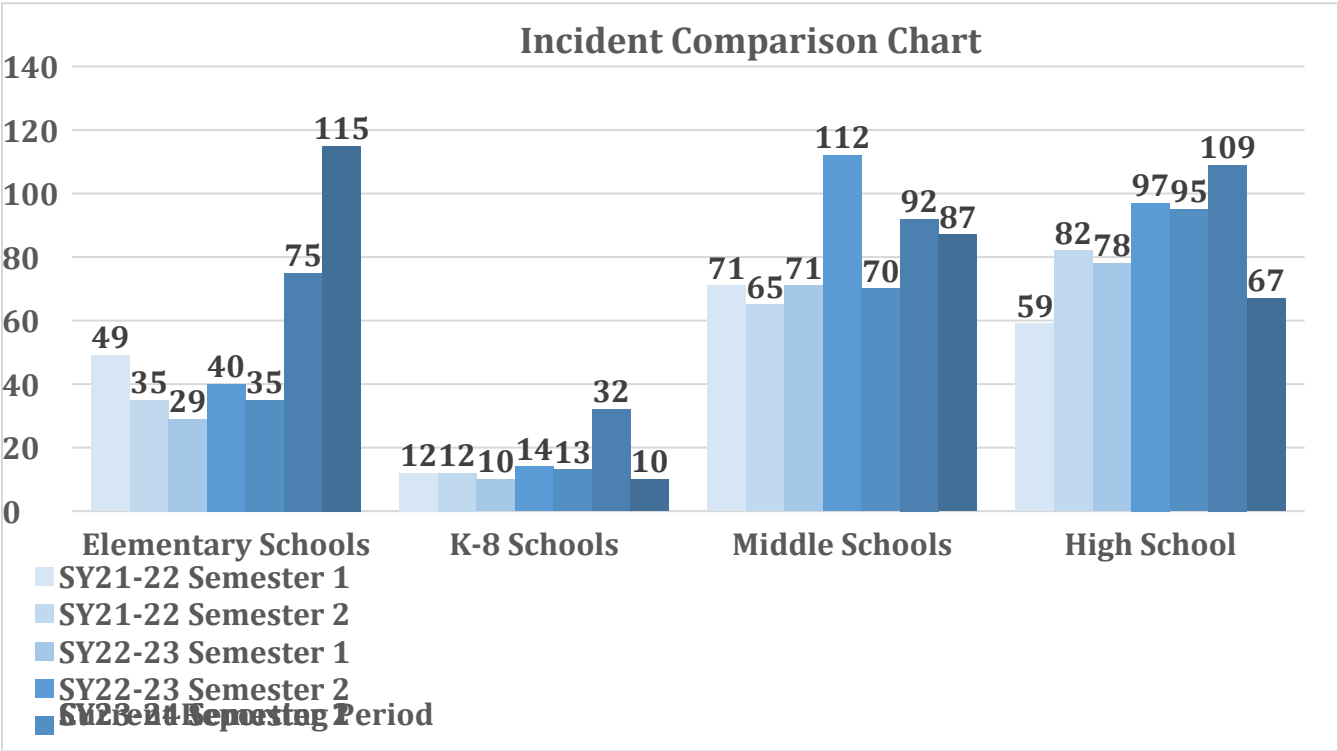


There were:

- **115** incidents at the Elementary School Level (*Previous Report 75*)
- **10** incidents at the K-8 Level (*Previous Report 32*)
- **87** incidents at the Middle School Level (*Previous Report 92*)
- **67** incidents at the High School Level (*Previous Report 109*)

School Safety Data Report, SY2024-2025, Q1 and Q2
February 2025

Data Comparison by School Type and Semester



**School Safety Data Report, SY2024-2025, Q1 and Q2
February 2025**

Incident Reporting: Comparison by Reporting Period (Totals)

Data Category	SY21-22 (Semester 1: August 2021- December 2021)	SY21-22 (Semester 2: January 2022-June 2022)	SY22-23 (Semester 1: August 2022- December 2022)	SY22-23 (Semester 2: January 2023-June 2023)	SY23-24 (Semester 1: August 2023- December 2023)	SY23-24 (Semester 2: January 2024-June 2024)	SY24-25 (Semester 1: August 2024- December 2024)	Change from Previous Report
Incidents	191	194	188	263	213	308	279	-29
APD Calls for Service	96	84	74	137	118	106	78	-28
Arrests/Referrals	20	26	17	41	31	38	14	-24

During quarters one and two of SY24-25, there were a total of **279** incidents that occurred, versus **308** incidents for the final two quarters of SY2023-24. There was a decrease in Incidents, Call for Service and the Referral/Arrest categories.

Incident Reporting: Comparison by Reporting Period (Type)

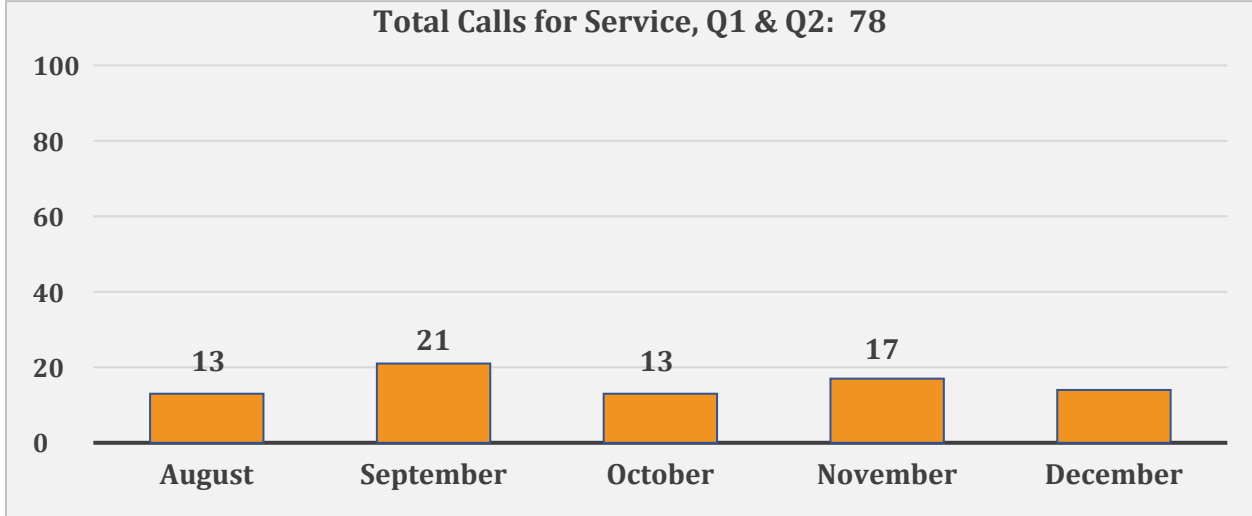
School Safety Data Report, SY2024-2025, Q1 and Q2
February 2025

Incident Category	SY21-22 (Semester 1: August 2021- December 2021)	SY21-22 (Semester 2: January 2022- June 2022)	SY22-23 (Semester 1: August 2022- December 2022)	SY22-23 (Semester 2: January 2023- June 2023)	SY23-24 (Semester 1: August 2023- December 2023)	SY23-24 (Semester 2: January 2024- June 2024)	SY24-25 (Semester 1: August 2024- December 2024)	Change from Previous Report
Fights/ Assaults	41	28	44	68	56	69	82	+13
EMS Assistance (Non-Fight/ Assault Related)	34	34	41	59	43	66	51	-15
Weapons (including unfounded reports)	13	15	15	17	5	4	7	+3
Controlled Substance	3	19	14	7	9	12	3	-9
Threats (Verbal/ Cyber/ Social Media)	12	11	8	11	9	16	22	+6
Missing Student Reports	13	14	7	9	6	19	21	+2
Suspicious Activity	11	2	2	5	4	9	5	-4
Alarms	13	6	2	3	3	7	8	+1
Sexual Assault/ Sexual Misconduct	1	11	1	5	3	4	5	+1
Theft	8	2	1	2	6	5	4	-1
Prohibited Items/ Materials	3	12	1	10	7	11	8	-3
CPS	1	2	0	3	2	10	0	-10
Vandalism	10	2	0	0	3	3	0	-3
Other	28	36	52	64	57	73	63	-10

**School Safety Data Report, SY2024-2025, Q1 and Q2
February 2025**

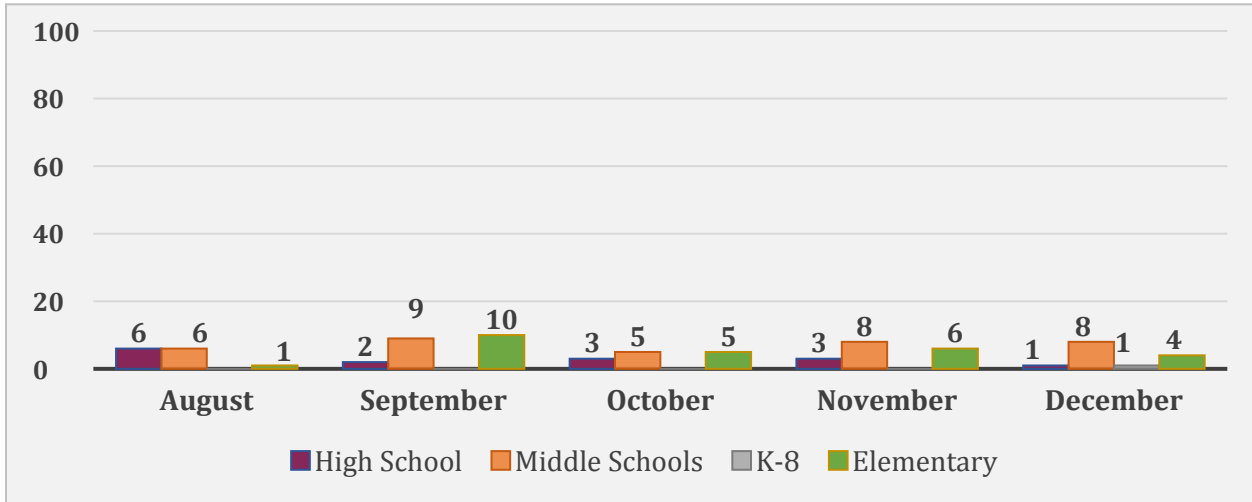
APD Calls for Service

Monthly Summary



During quarters one and two of SY2024-25, there were a total of **78** APD Calls for Service.

By School Type

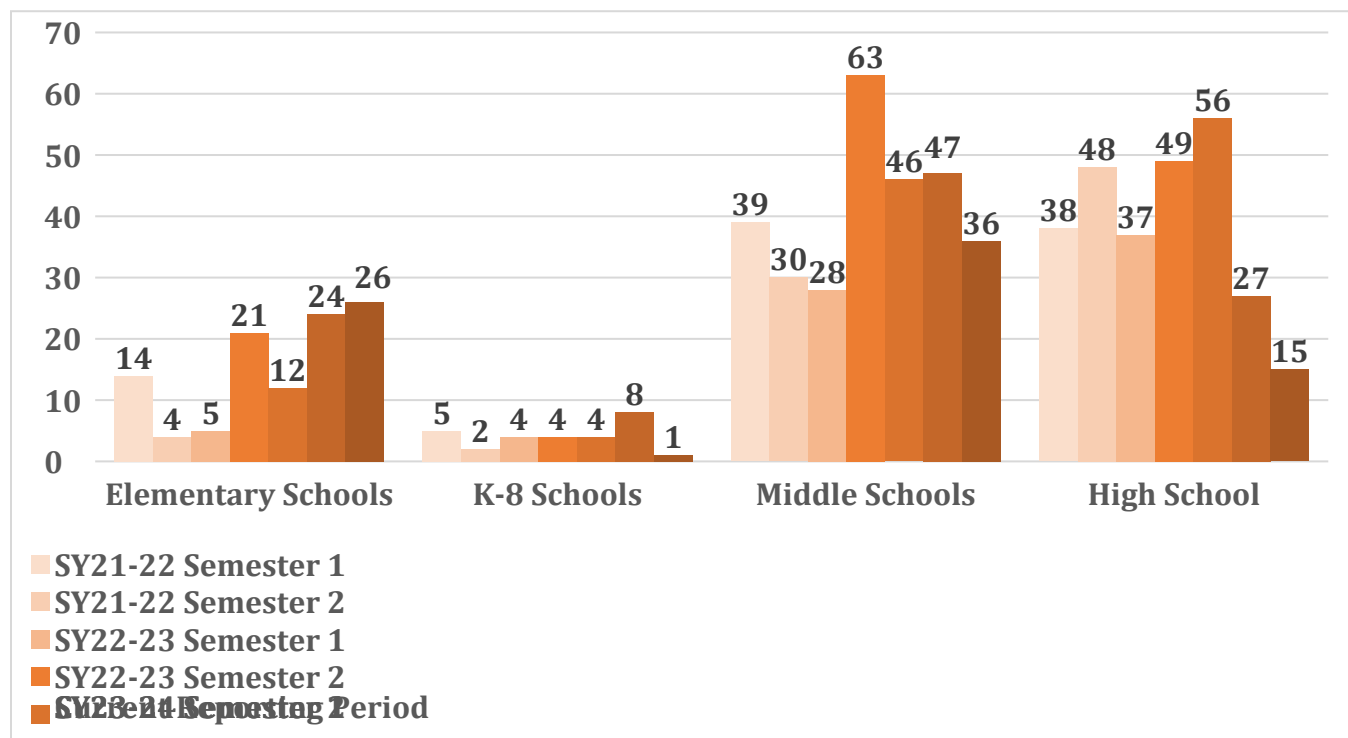


There were:

- **26** APD Calls for Service at the Elementary School Level (*Previous Report 24*)
- **1** APD Call for Service at the K-8 Level (*Previous Report 8*)
- **36** APD Calls for Service at the Middle School Level (*Previous Report 47*)
- **15** APD Calls for Service at the High School Level (*Previous Report 27*)

School Safety Data Report, SY2024-2025, Q1 and Q2
February 2025

APD Calls for Service: Semester Comparison

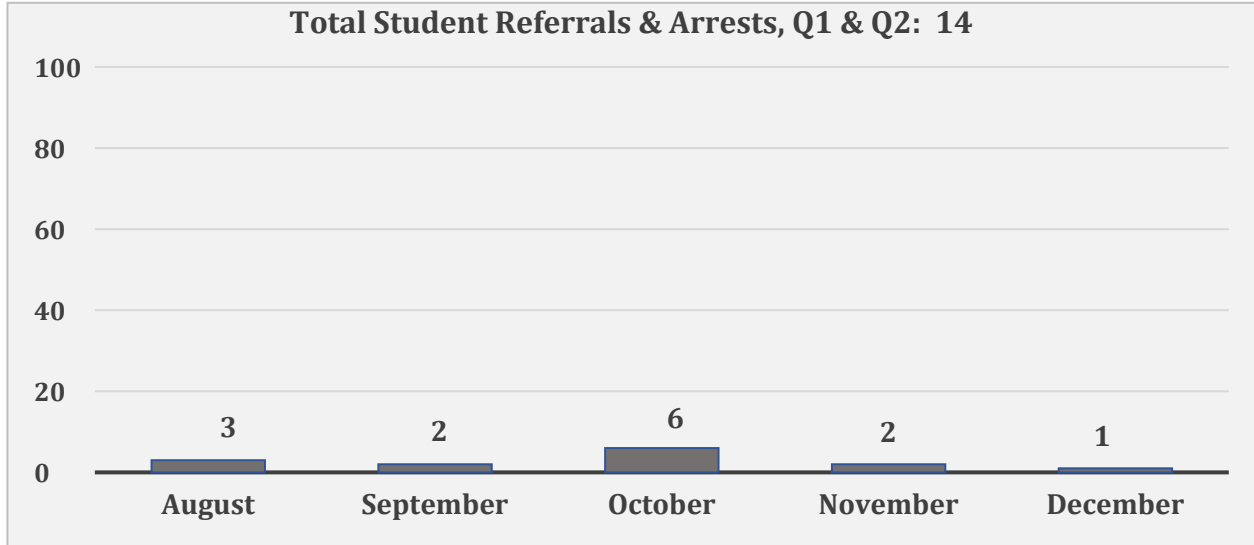


During quarters one and two of SY2024-25 (Current Reporting Period), there were a total of **78** calls for service, versus **106** calls for service for report two (Semester 2 SY2023-24), **118** calls for service for report one (Semester 1 SY2023-24), **137** calls for service for report two (Semester 2 SY2022-23), **74** calls for service for report one (Semester 1 SY2022-23), **96** calls for service for report one (Semester 1 SY2021-22), and **84** calls for service for report two (Semester 2 SY 2021-22).

**School Safety Data Report, SY2024-2025, Q1 and Q2
February 2025**

Arrests & Referrals

Monthly Summary



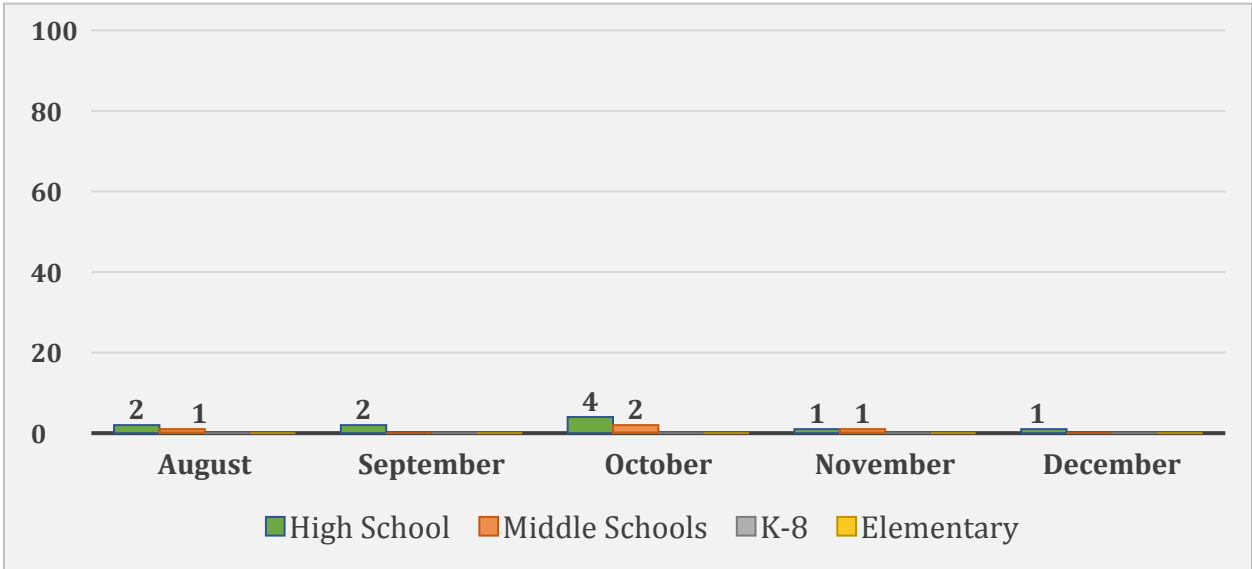
During quarters one and two of SY24-25, there were a total of eleven (11) students referred to the court and three (3) arrests. Referrals and arrests were made in regards to a violation of law on and off school grounds, in relation to the following categories:

- Assault (5) (4 – On Campus Occurrences, 1 – Off Campus Occurrence/Bus)
- Theft (5) (All On Campus Occurrences)
- Controlled Substance (2) (All On Campus Occurrences)
- Weapon/Knife (1) (On Campus Occurrence)
- Detention Order (1) (On Campus Occurrence)

Note: The three arrests were for a detention order and two assault incidents.

School Safety Data Report, SY2024-2025, Q1 and Q2
February 2025

By School Type

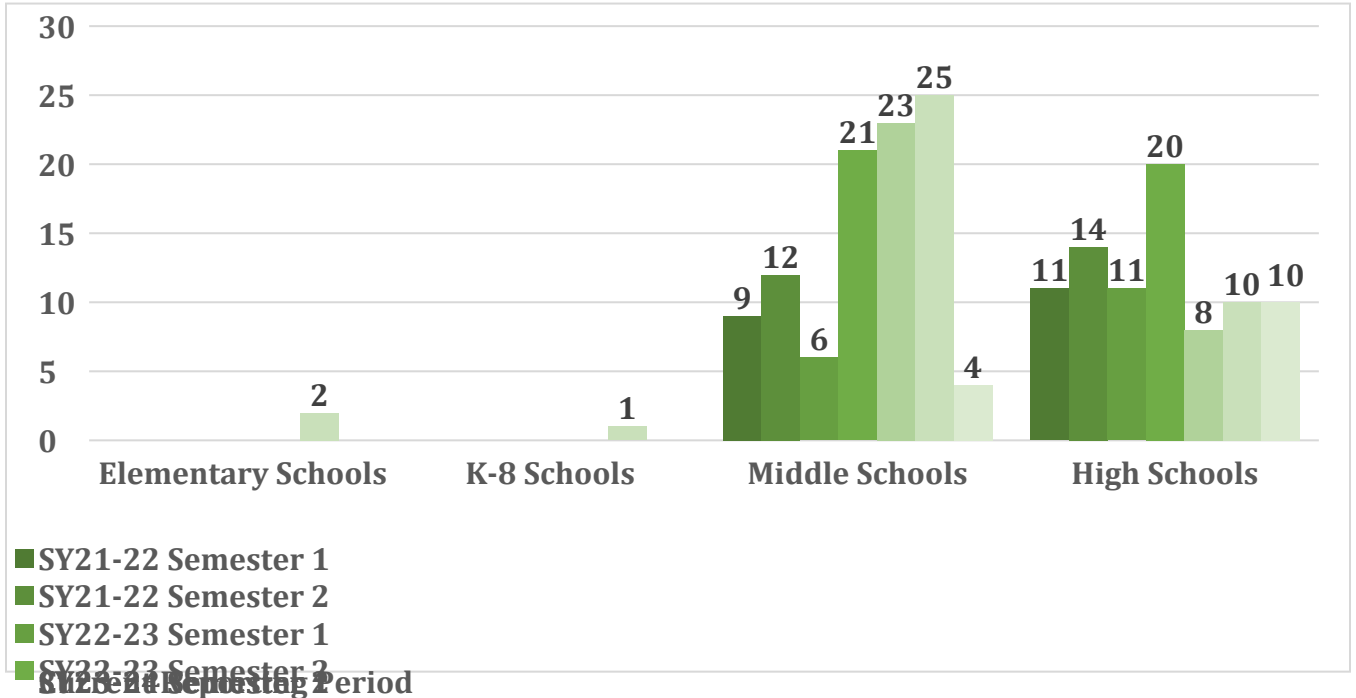


There were:

- **0** referrals or arrests at the Elementary School Level
- **0** referrals or arrests at the K-8 School Level
- **4** referrals at the Middle School Level
- **7** referrals and **3** arrests at the High School Level

School Safety Data Report, SY2024-2025, Q1 and Q2
February 2025

Arrests/Referrals by School Type: Semester Comparison



During quarters one and two of SY24-25, there were a total of **14** referrals and arrests, versus **38** for report two (Semester 2 SY23-24), **31** for report one (Semester 1 SY23-24), **41** for report two (Semester 2 SY22-23), **20** arrests for report one (Semester 1 SY2021-22), **26** arrests for report two (Semester 2 SY 2021-22), and **17** arrests for report one (Semester 1 SY2022-23).

School Safety Data Report, SY2024-2025, Q1 and Q2
February 2025

Racial or National Origin/Composition of Arrests/Referrals

High School Arrests & Referrals (10)

White Male (Hispanic or Latino) - 4
Black Female (Non-Hispanic or Latino) - 3
White Male (Non-Hispanic or Latino) - 2
Black Male (Non-Hispanic or Latino) - 1

Middle School Referrals (4)

White Male (Hispanic or Latino) - 2
Black Male (Non-Hispanic or Latino) - 1
Black Female (Non-Hispanic or Latino) - 1