

Ortonville School District Community Feedback Survey

Monday, May 05, 2025

275

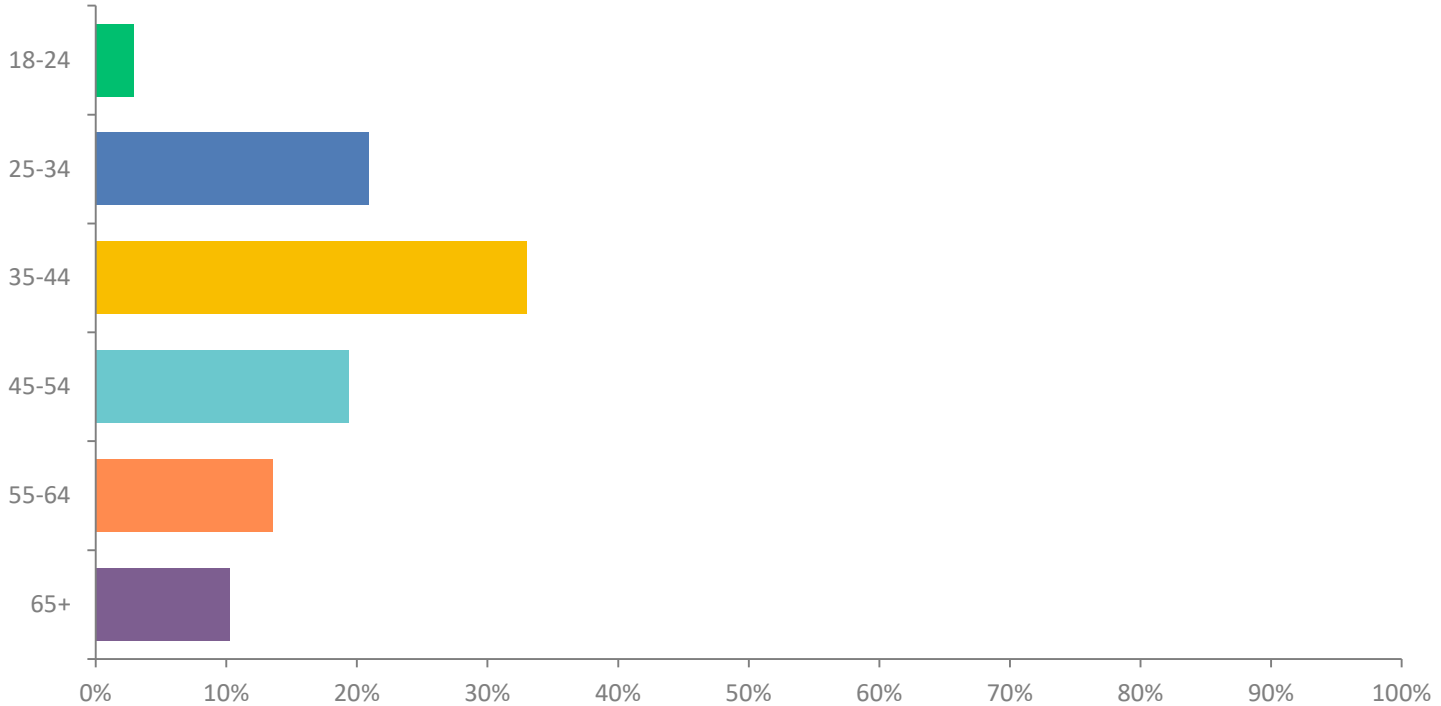
Total Responses

Date Created: Wednesday, March 19, 2025

Complete Responses: 275

Q1: What is your age?

Answered: 273 Skipped: 2



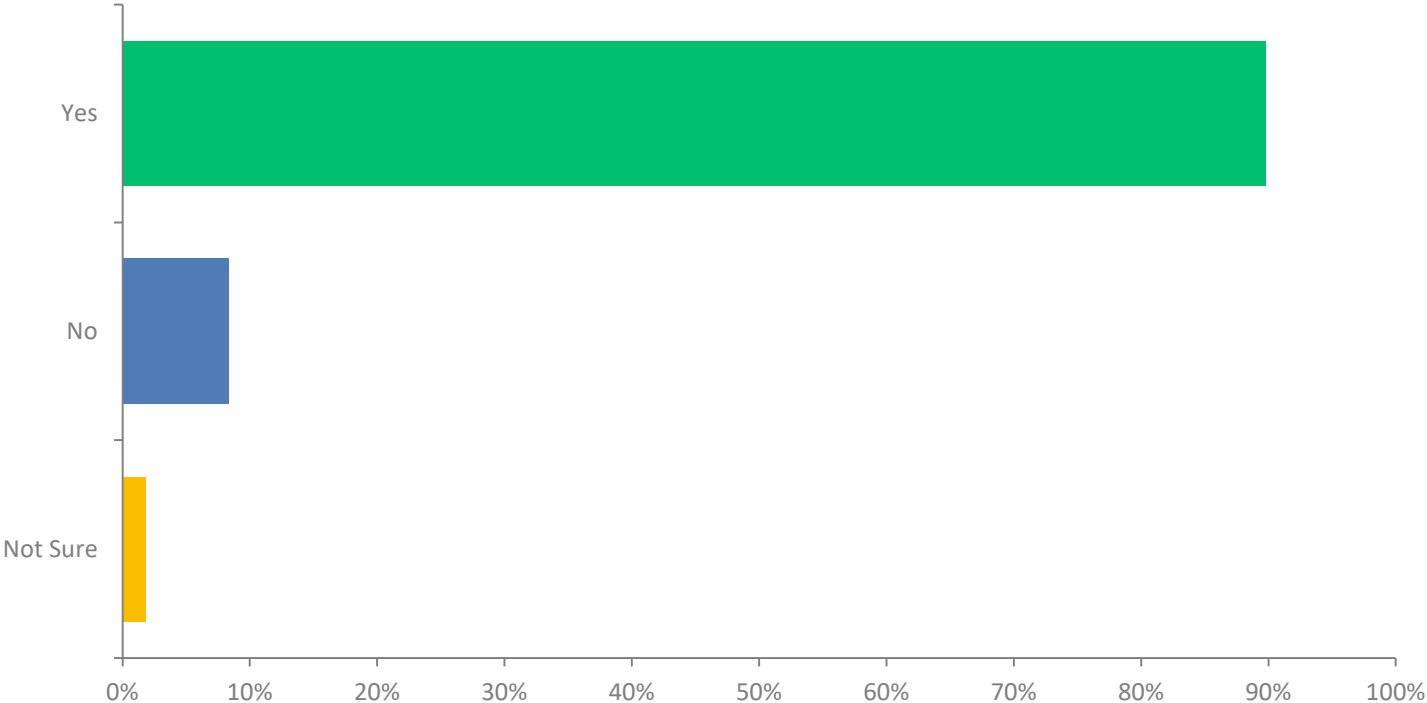
Q1: What is your age?

Answered: 273 Skipped: 2

ANSWER CHOICES	RESPONSES	
18-24	2.93%	8
25-34	20.88%	57
35-44	32.97%	90
45-54	19.41%	53
55-64	13.55%	37
65+	10.26%	28
TOTAL		273

Q2: Do you live in the Ortonville School District?

Answered: 275 Skipped: 0



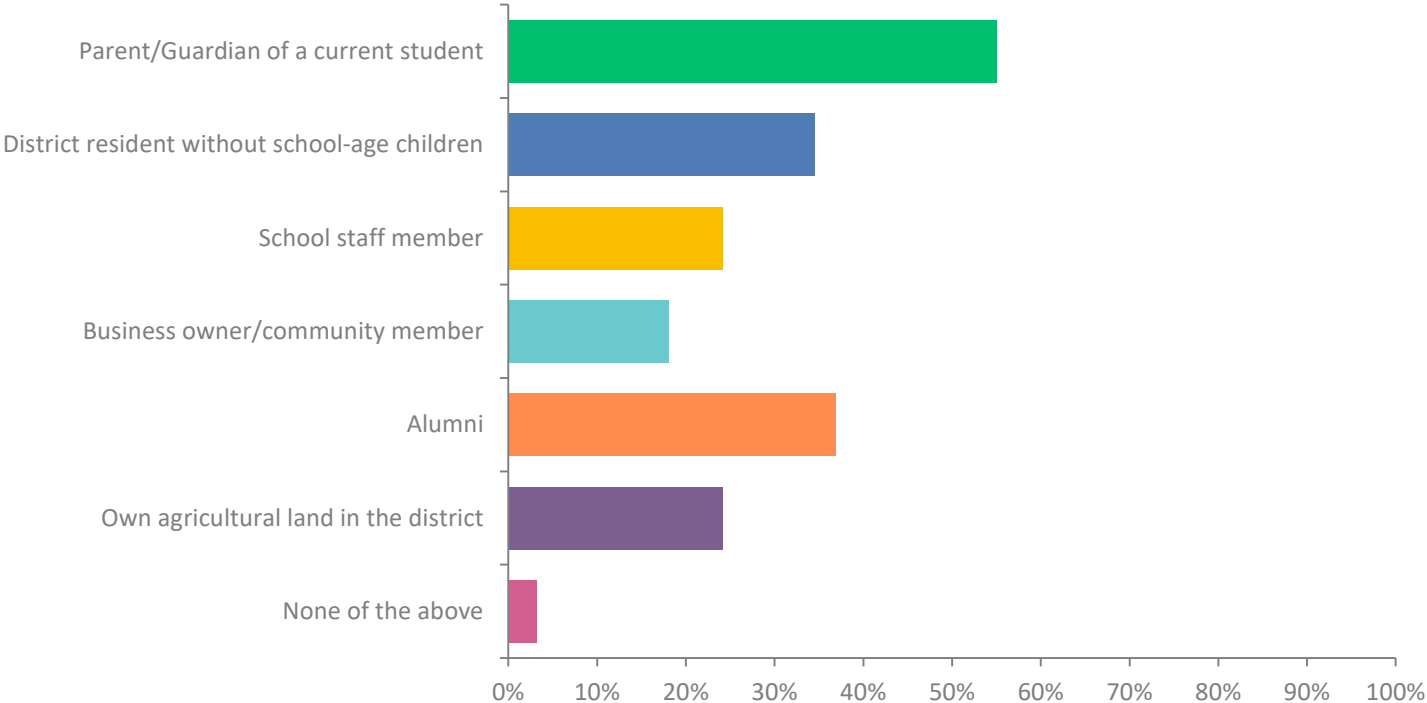
Q2: Do you live in the Ortonville School District?

Answered: 275 Skipped: 0

ANSWER CHOICES	RESPONSES	
Yes	89.82%	247
No	8.36%	23
Not Sure	1.82%	5
TOTAL		275

Q3: Please select all that describe you:

Answered: 249 Skipped: 26



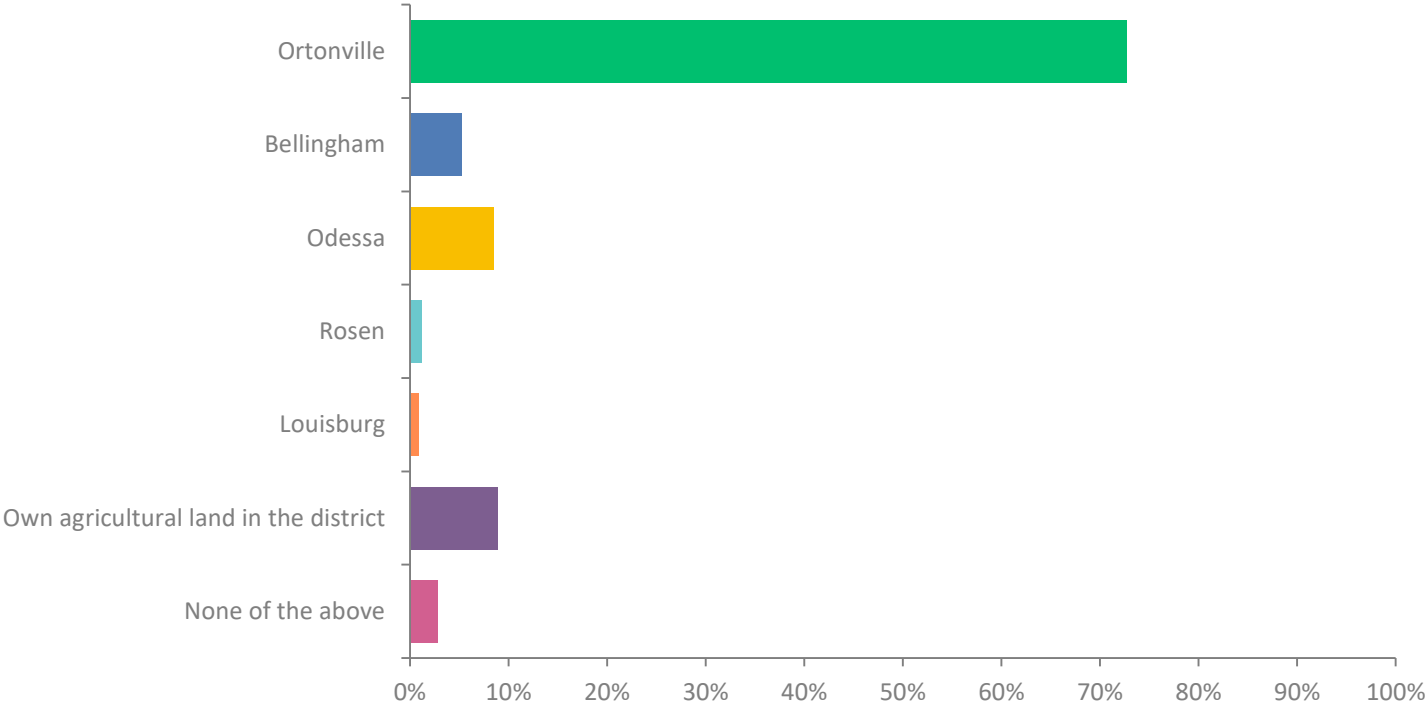
Q3: Please select all that describe you:

Answered: 249 Skipped: 26

ANSWER CHOICES	RESPONSES	
Parent/Guardian of a current student	55.02%	137
District resident without school-age children	34.54%	86
School staff member	24.10%	60
Business owner/community member	18.07%	45
Alumni	36.95%	92
Own agricultural land in the district	24.10%	60
None of the above	3.21%	8
TOTAL		488

Q4: Where do you live/describe you?

Answered: 249 Skipped: 26



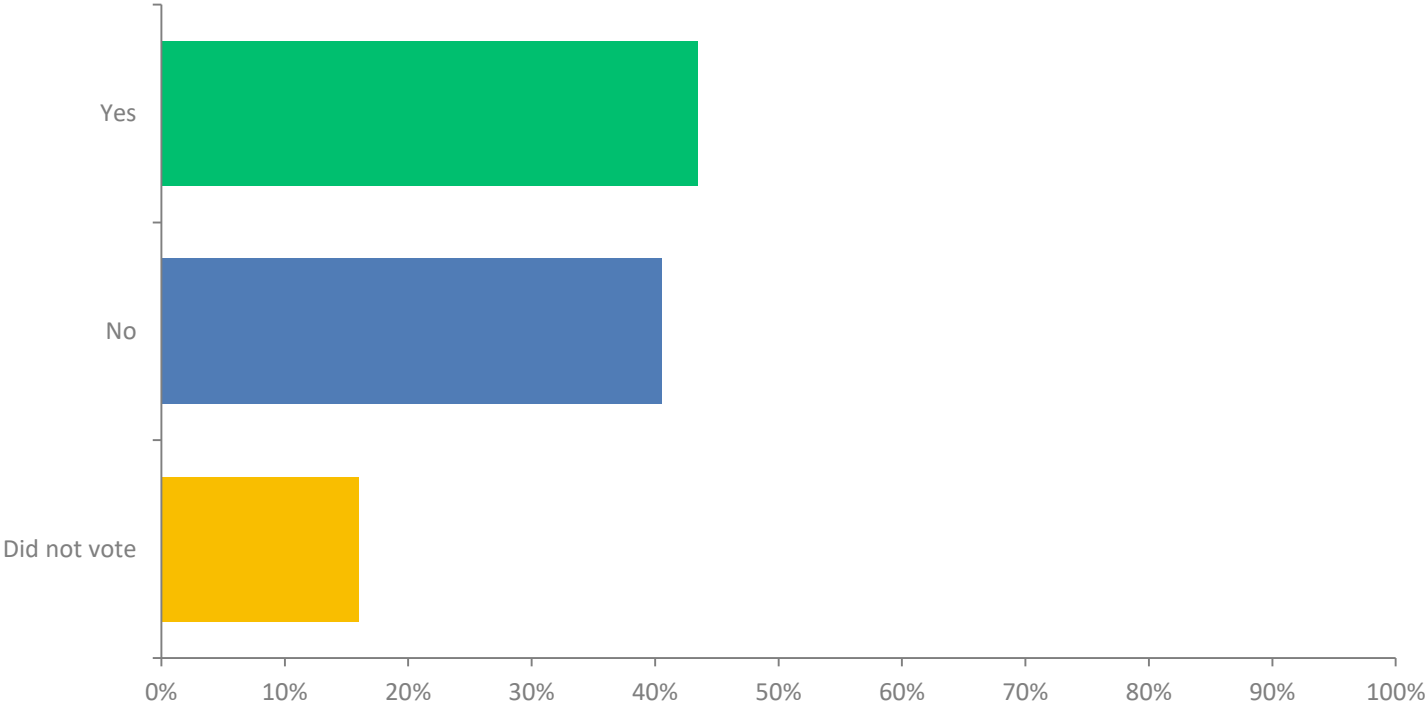
Q4: Where do you live/describe you?

Answered: 249 Skipped: 26

ANSWER CHOICES	RESPONSES	
Ortonville	72.69%	181
Bellingham	5.22%	13
Odessa	8.43%	21
Rosen	1.20%	3
Louisburg	0.80%	2
Own agricultural land in the district	8.84%	22
None of the above	2.81%	7
TOTAL		249

Q5: How did you vote in the February 11, 2025, referendum?

Answered: 244 Skipped: 31



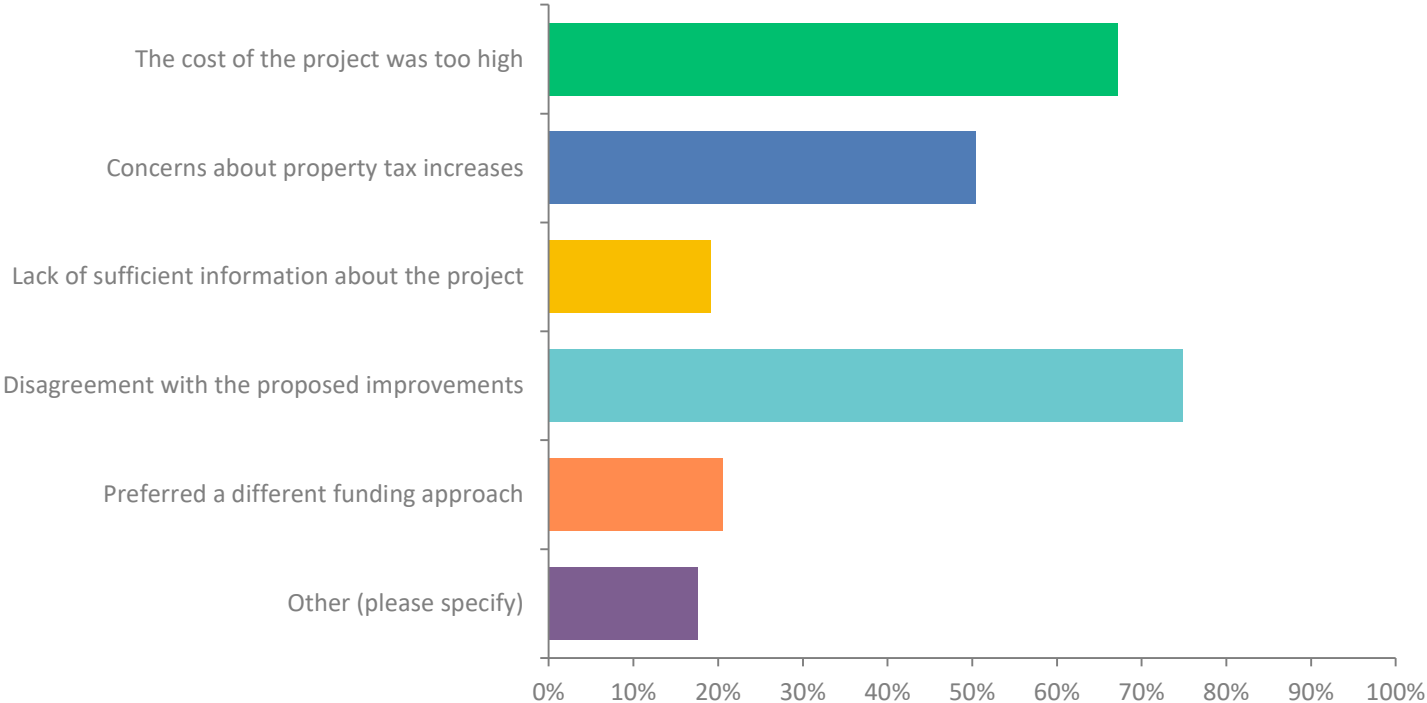
Q5: How did you vote in the February 11, 2025, referendum?

Answered: 244 Skipped: 31

ANSWER CHOICES	RESPONSES	
Yes	43.44%	106
No	40.57%	99
Did not vote	15.98%	39
TOTAL		244

Q6: If you voted “No,” or did not vote, why? (Select all that apply)

Answered: 131 Skipped: 144



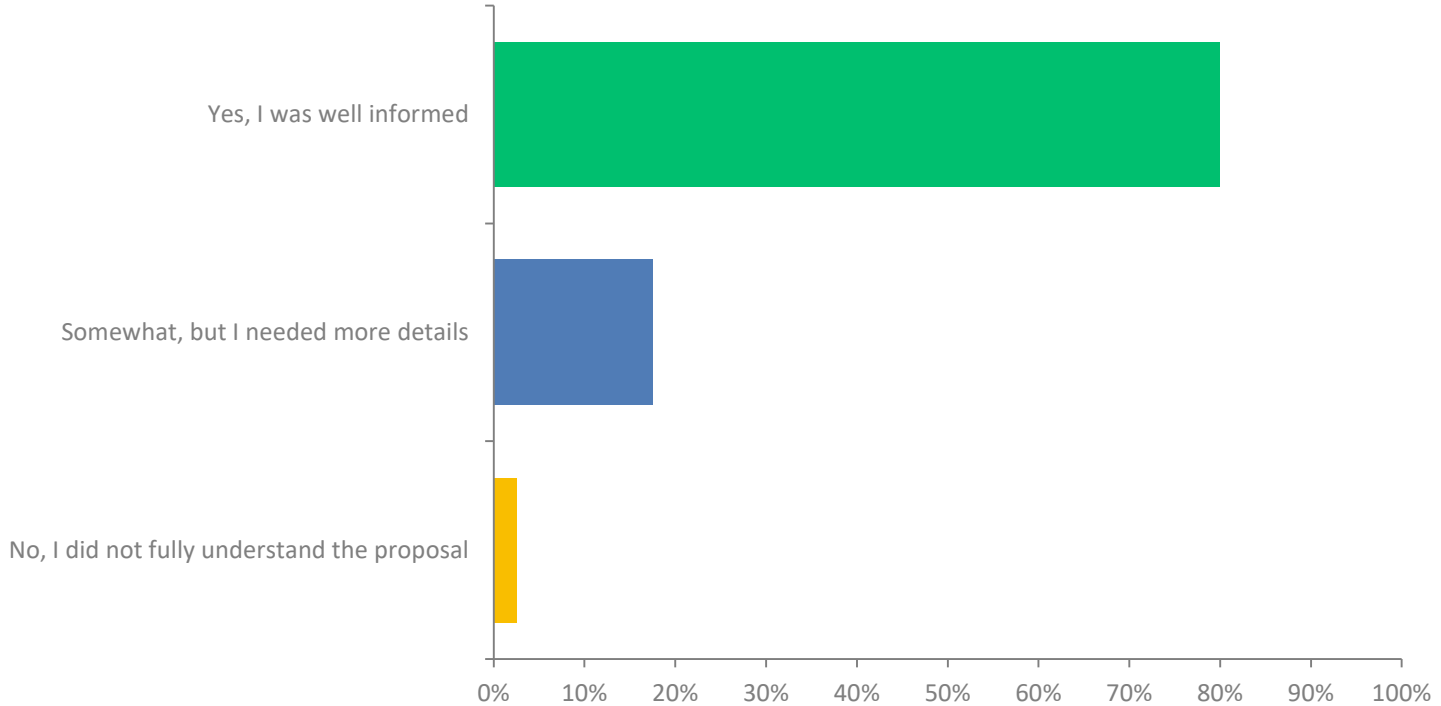
Q6: If you voted “No,” or did not vote, why? (Select all that apply)

Answered: 131 Skipped: 144

ANSWER CHOICES	RESPONSES	
The cost of the project was too high	67.18%	88
Concerns about property tax increases	50.38%	66
Lack of sufficient information about the project	19.08%	25
Disagreement with the proposed improvements	74.81%	98
Preferred a different funding approach	20.61%	27
Other (please specify)	17.56%	23
TOTAL		327

Q7: Were you aware of the specific areas the referendum aimed to improve?

Answered: 234 Skipped: 41



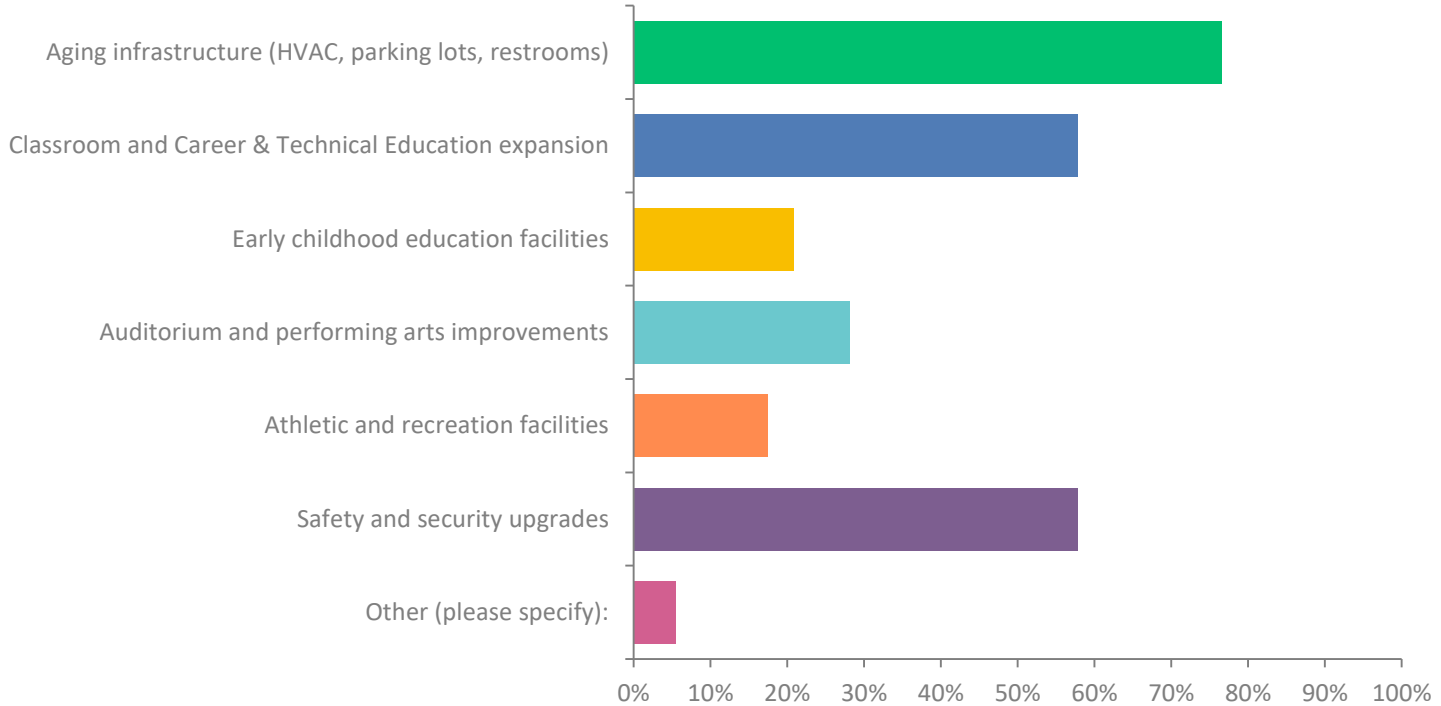
Q7: Were you aware of the specific areas the referendum aimed to improve?

Answered: 234 Skipped: 41

ANSWER CHOICES	RESPONSES	
Yes, I was well informed	79.91%	187
Somewhat, but I needed more details	17.52%	41
No, I did not fully understand the proposal	2.56%	6
TOTAL		234

Q8: What areas of improvement are most important to you? (Select up to 3)

Answered: 235 Skipped: 40



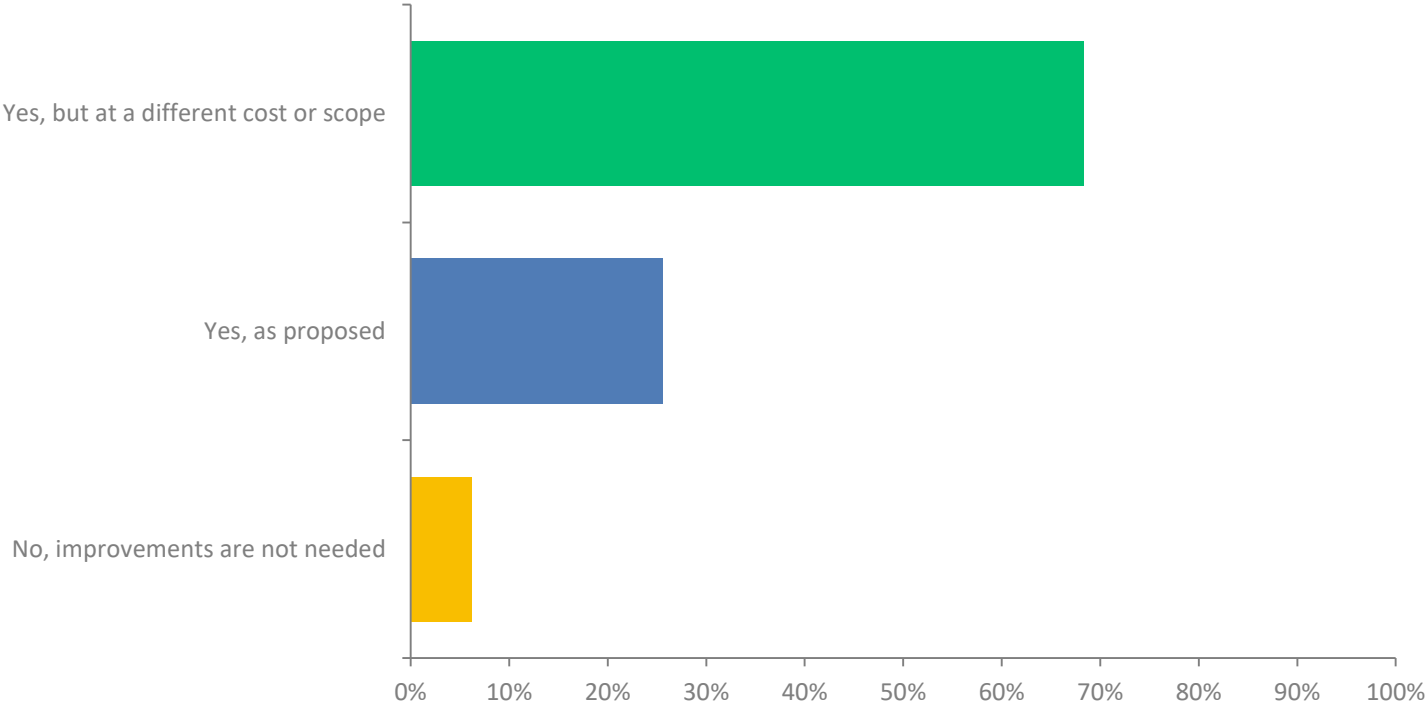
Q8: What areas of improvement are most important to you? (Select up to 3)

Answered: 235 Skipped: 40

ANSWER CHOICES	RESPONSES	
Aging infrastructure (HVAC, parking lots, restrooms)	76.60%	180
Classroom and Career & Technical Education expansion	57.87%	136
Early childhood education facilities	20.85%	49
Auditorium and performing arts improvements	28.09%	66
Athletic and recreation facilities	17.45%	41
Safety and security upgrades	57.87%	136
Other (please specify):	5.53%	13
TOTAL		621

Q9: Do you believe school facility improvements are necessary for the district?

Answered: 227 Skipped: 48



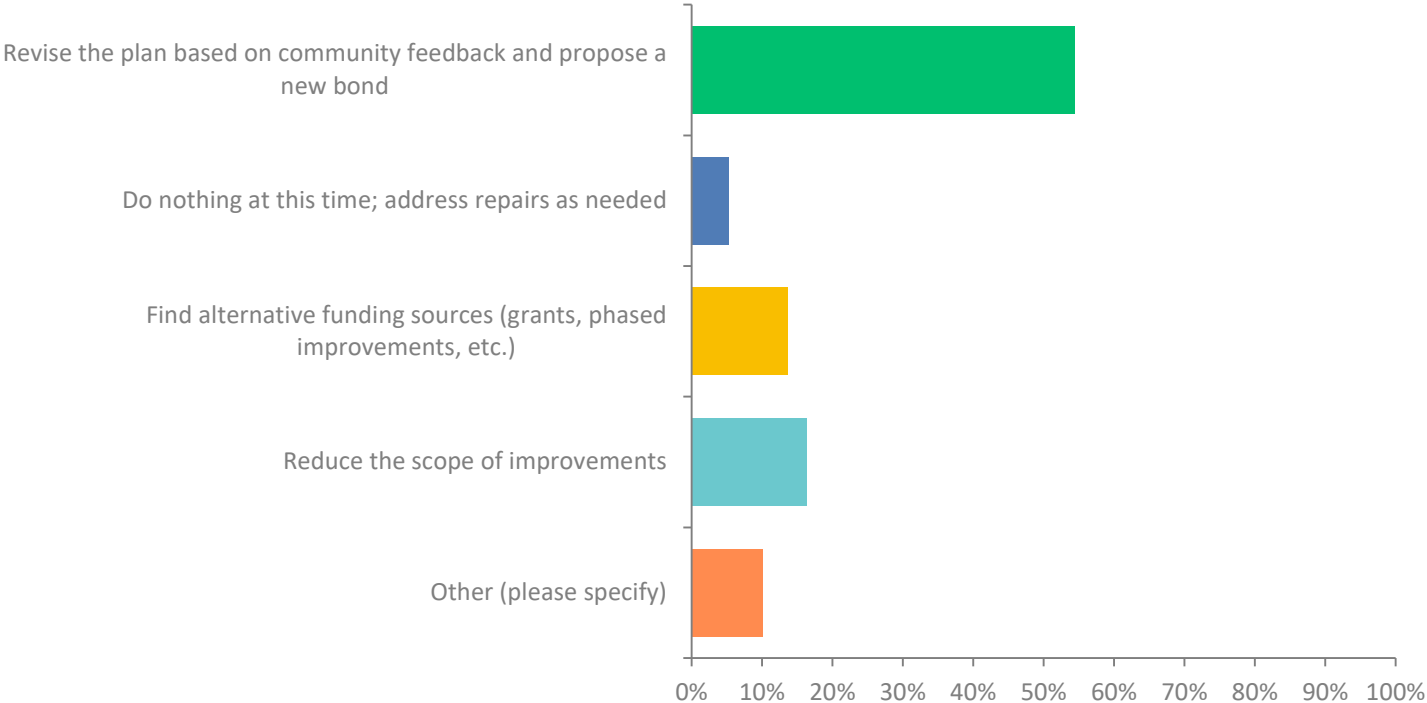
Q9: Do you believe school facility improvements are necessary for the district?

Answered: 227 Skipped: 48

ANSWER CHOICES	RESPONSES	
Yes, but at a different cost or scope	68.28%	155
Yes, as proposed	25.55%	58
No, improvements are not needed	6.17%	14
TOTAL		227

Q10: What advice would you give the school board regarding next steps?

Answered: 226 Skipped: 49



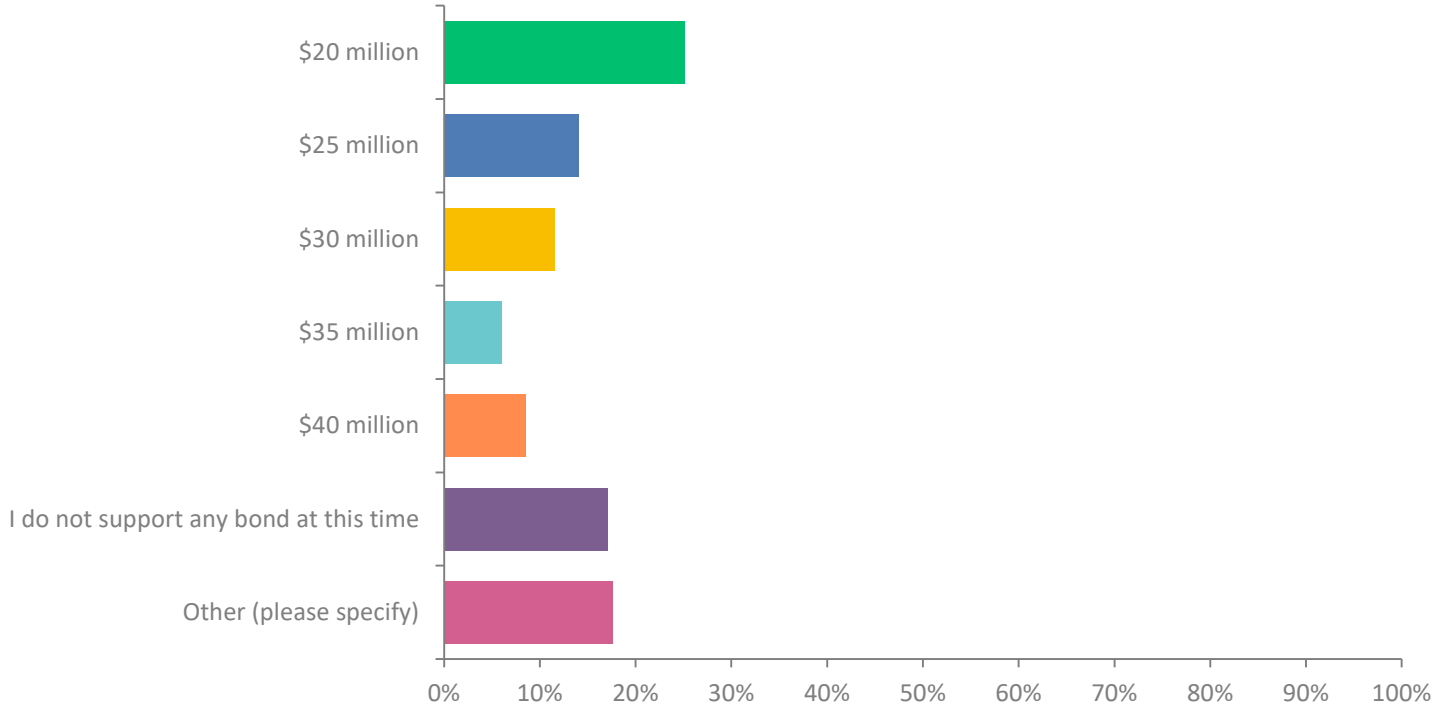
Q10: What advice would you give the school board regarding next steps?

Answered: 226 Skipped: 49

ANSWER CHOICES	RESPONSES	
Revise the plan based on community feedback and propose a new bond	54.42%	123
Do nothing at this time; address repairs as needed	5.31%	12
Find alternative funding sources (grants, phased improvements, etc.)	13.72%	31
Reduce the scope of improvements	16.37%	37
Other (please specify)	10.18%	23
TOTAL		226

Q11: In general, what level of financial support would you be likely to approve?

Answered: 199 Skipped: 76



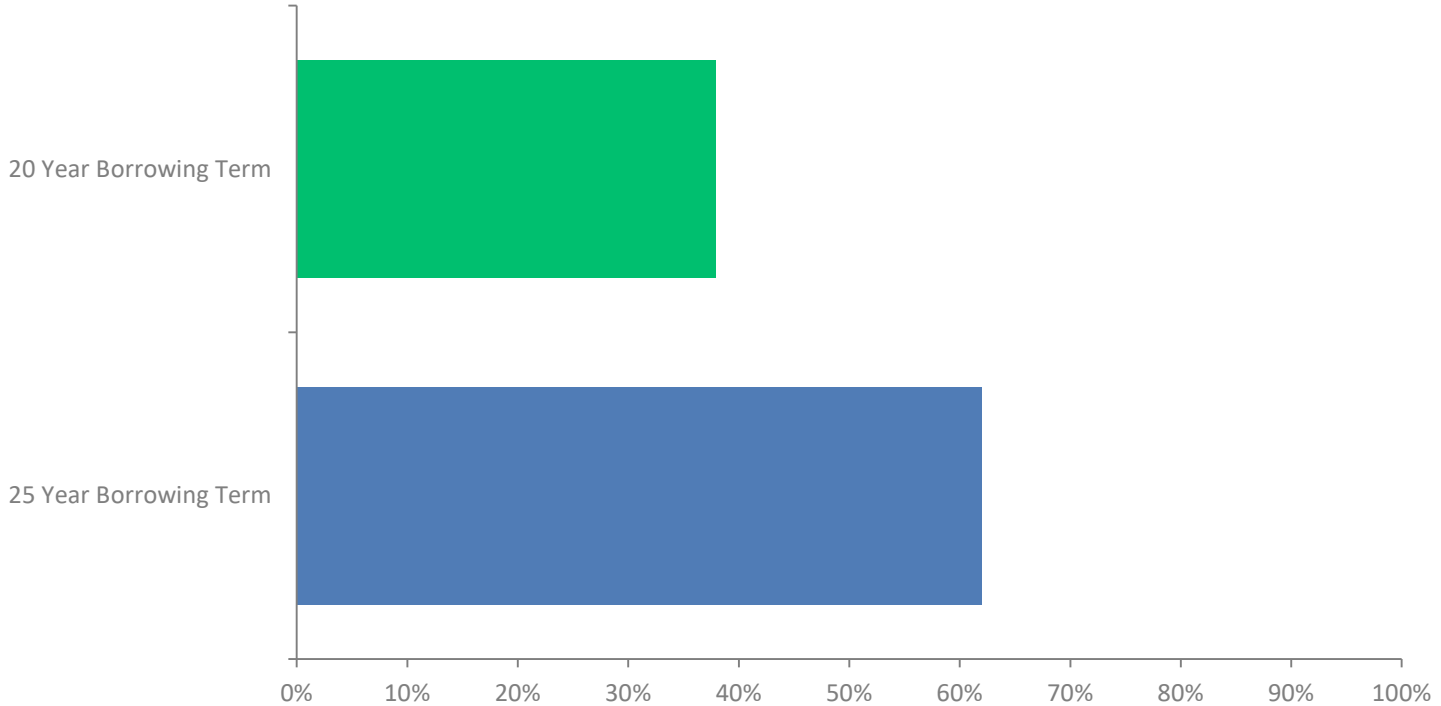
Q11: In general, what level of financial support would you be likely to approve?

Answered: 199 Skipped: 76

ANSWER CHOICES	RESPONSES	
\$20 million	25.13%	50
\$25 million	14.07%	28
\$30 million	11.56%	23
\$35 million	6.03%	12
\$40 million	8.54%	17
I do not support any bond at this time	17.09%	34
Other (please specify)	17.59%	35
TOTAL		199

the loan by reducing the 26-year term of the borrowing? The previous bond was spread out over 26 years.

Answered: 158 Skipped: 117



the loan by reducing the 26-year term of the borrowing? The previous bond was spread out over 26 years.

Answered: 158 Skipped: 117

ANSWER CHOICES	RESPONSES	
20 Year Borrowing Term	37.97%	60
25 Year Borrowing Term	62.03%	98
TOTAL		158