


October 2018 Budget Amendments
RESOLUTION TO AMEND DISTRICT SCHOOL BUDGET
 THE DISTRICT SCHOOL BOARD OF COLLIER COUNTY
 GENERAL FUND
 RESOLUTION NUMBER 100-02

ESTIMATED REVENUE AND BEGINNING FUND BALANCE					
REVENUE	DESCRIPTION	PRESENT BUDGET	INCREASE	(DECREASE)	REVISED BUDGET
	BALANCE FORWARD	94,312,141.05			94,312,141.05
3190	OTHER FEDERAL DIRECT				
3191	ROTC	490,000.00			490,000.00
3202	MEDICAID	1,450,000.00			1,450,000.00
3290	OTHER FEDERAL THRU STATE				
3299	MISC FED THRU STATE	3,143,590.00			3,143,590.00
3310	FLORIDA EDUC FINANCE PROG.	27,828,489.00			27,828,489.00
3315	WORKFORCE DEVELOPMENT				
3317	WORKFORCE PERFORMANCE				
3318	ADULT HANDICAPPED				
3323	CAPITAL OUTLAY & DEBT SERV.	29,140.00			29,140.00
3340	OTHER STATE REVENUE				
3341	SALES TAX DISTRIBUTION	446,500.00			446,500.00
3343	STATE LICENSE TAX	105,000.00			105,000.00
3344	DISCRETIONARY LOTTERY	88,459.00			88,459.00
3355	CLASS SIZE REDUCTION	54,414,778.00			54,414,778.00
3361	SCHOOL RECOGNITION	2,813,119.00			2,813,119.00
3371	VOLUNTARY PRE-K	1,272,734.48			1,272,734.48
3390	MISC. STATE				
3399	OTHER MISC. STATE REV.	105,504.00		(4,800.00)	100,704.00
3411	DISTRICT SCHOOL TAX	316,941,775.00			316,941,775.00
3422	PAYMENTS IN LIEU OF TAXES	2,000.00			2,000.00
3425	RENT	255,000.00			255,000.00
3431	INTEREST ON INVESTMENTS	1,670,000.00			1,670,000.00
3440	GIFTS, GRANTS AND BEQUESTS	74,645.26	43,701.44		118,346.70
346A	TECHNOLOGY FEE				
3461	ADULT GENERAL ED. FEES				
3462	POST SECONDARY VOCATIONAL				
3463	CONT. WORKFORCE FEES				
3464	CAPITAL IMPROVEMENT FEES				
3465	POST SECONDARY LAB FEES				
3466	LIFELONG LEARNING FEES				
3467	GED TESTING FEES				
3468	FINANCIAL AID FEES				
3469	OTHER STUDENT FEES				
3477	CUSTOMIZED PROGRAM FEES				
3484	PREMIUM REVENUE	80,000.00			80,000.00
3486	INSURANCE PREMIUM				
349A	AFTER SCHOOL PROGRAM	340,000.00	15,876.32		355,876.32
349S	SUMMER ACTIVITY PROGRAM	56,679.69	11,288.09		67,967.78
349R	RESTRICTED LOCAL				
3490	MISCELLANEOUS LOCAL	3,132,030.85	56,850.00		3,188,880.85
3494	RECPT OF FEDERAL INDIRECT	1,250,000.00			1,250,000.00
3497	REFUNDS PRIOR YEAR EXPENSE	276,800.28			276,800.28
3498	LOST/DAMAGED TEXTBOOKS				
3499	FOOD SERV. INDIRECT	450,000.00			450,000.00
3630	TRANSFER FROM CAPITAL FD.	35,560,954.00			35,560,954.00
3733	SALE OF EQUIPMENT	10,000.00			10,000.00
3740	LOSS RECOVERIES				
3741	INSURANCE LOSS RECOVERY	75,882.57			75,882.57
3742	FEMA LOSS RECOVERY				
3743	FEMA LOSS RECOVERY (STATE)				
TOTAL		546,675,222.18	127,715.85	(4,800.00)	546,798,138.03

ESTIMATED APPROPRIATIONS & ENDING FUND BALANCE					
FUNCTION	DESCRIPTION	PRESENT BUDGET	INCREASE	(DECREASE)	REVISED BUDGET
5000	DIRECT INSTRUCTION	302,317,110.52		(53,767.71)	302,263,342.81
6100	STUDENT SUPPORT SERVICES	18,903,304.79		(47,171.38)	18,856,133.41
6200	INSTRUCTIONAL MEDIA	6,005,280.15		(13,746.55)	5,991,533.60
6300	CURRICULUM DEVELOPMENT	7,141,712.61	185,309.43		7,327,022.04
6400	INSTRUCTIONAL STAFF TRNG	3,750,545.07		(18,627.25)	3,731,917.82
6500	INSTRUCTIONAL TECHNOLOGY	1,428,027.60		(103,831.24)	1,324,196.36
7100	SCHOOL BOARD & ATTORNEY	1,505,986.84	1,081.11		1,507,067.95
7200	GENERAL ADMINISTRATION	1,526,464.91			1,526,464.91
7300	SCHOOL ADMINISTRATION	29,039,961.79		(39,778.46)	29,000,183.33
7400	FACILITIES ACQUISITION	147,033.99		(2,220.12)	144,813.87
7500	FISCAL SERVICES	3,185,325.41	2,469.00		3,187,794.41
7700	CENTRAL SERVICES	8,735,269.25	205,857.56		8,941,126.81
7800	PUPIL TRANSPORTATION	21,818,610.81	13,045.77		21,831,656.58
7900	OPERATION OF PLANT	40,197,184.43		(44,437.15)	40,152,747.28
8100	MAINTENANCE OF PLANT	19,520,223.61	37,941.51		19,558,165.12
8200	ADMINISTRATIVE TECHNOLOGY	3,457,664.23	791.33		3,458,455.56
9100	COMMUNITY SERVICES				
9200	DEBT SERVICE				
ENDING FUND BALANCE		77,995,516.17	446,495.71	(323,579.86)	77,995,516.17
TOTAL		546,675,222.18	122,915.85		546,798,138.03

DATE ADOPTED BY SCHOOL BOARD: November 13, 2018


 DISTRICT SUPERINTENDENT

November 2018 Budget Amendments
RESOLUTION TO AMEND DISTRICT SCHOOL BUDGET
THE DISTRICT SCHOOL BOARD OF COLLIER COUNTY
GENERAL FUND
RESOLUTION NUMBER 100-03

ESTIMATED REVENUE AND BEGINNING FUND BALANCE					
REVENUE	DESCRIPTION	PRESENT BUDGET	INCREASE	(DECREASE)	REVISED BUDGET
	BALANCE FORWARD	94,312,141.05			94,312,141.05
3190	OTHER FEDERAL DIRECT				
3191	ROTC	490,000.00			490,000.00
3202	MEDICAID	1,450,000.00			1,450,000.00
3290	OTHER FEDERAL THRU STATE				
3299	MISC FED THRU STATE	3,143,590.00			3,143,590.00
3310	FLORIDA EDUC FINANCE PROG.	27,828,489.00			27,828,489.00
3315	WORKFORCE DEVELOPMENT				
3317	WORKFORCE PERFORMANCE				
3318	ADULT HANDICAPPED				
3323	CAPITAL OUTLAY & DEBT SERV.	29,140.00			29,140.00
3340	OTHER STATE REVENUE				
3341	SALES TAX DISTRIBUTION	446,500.00			446,500.00
3343	STATE LICENSE TAX	105,000.00			105,000.00
3344	DISCRETIONARY LOTTERY	88,459.00			88,459.00
3355	CLASS SIZE REDUCTION	54,414,778.00			54,414,778.00
3361	SCHOOL RECOGNITION	2,813,119.00	6,752.00		2,819,871.00
3371	VOLUNTARY PRE-K	1,272,734.48			1,272,734.48
3390	MISC. STATE				
3399	OTHER MISC. STATE REV.	100,704.00	1,876.00		102,580.00
3411	DISTRICT SCHOOL TAX	316,941,775.00			316,941,775.00
3422	PAYMENTS IN LIEU OF TAXES	2,000.00			2,000.00
3425	RENT	255,000.00			255,000.00
3431	INTEREST ON INVESTMENTS	1,670,000.00			1,670,000.00
3440	GIFTS, GRANTS AND BEQUESTS	118,346.70	29,727.39		148,074.09
346A	TECHNOLOGY FEE				
3461	ADULT GENERAL ED. FEES				
3462	POST SECONDARY VOCATIONAL				
3463	CONT. WORKFORCE FEES				
3464	CAPITAL IMPROVEMENT FEES				
3465	POST SECONDARY LAB FEES				
3466	LIFELONG LEARNING FEES				
3467	GED TESTING FEES				
3468	FINANCIAL AID FEES				
3469	OTHER STUDENT FEES				
3477	CUSTOMIZED PROGRAM FEES				
3484	PREMIUM REVENUE	80,000.00			80,000.00
3486	INSURANCE PREMIUM				
349A	AFTER SCHOOL PROGRAM	355,876.32	22,606.70		378,483.02
349S	SUMMER ACTIVITY PROGRAM	67,967.78			67,967.78
349R	RESTRICTED LOCAL				
3490	MISCELLANEOUS LOCAL	3,188,880.85	145,651.88		3,334,532.73
3494	RECPT OF FEDERAL INDIRECT	1,250,000.00			1,250,000.00
3497	REFUNDS PRIOR YEAR EXPENSE	276,800.28			276,800.28
3498	LOST/DAMAGED TEXTBOOKS				
3499	FOOD SERV. INDIRECT	450,000.00			450,000.00
3630	TRANSFER FROM CAPITAL FD.	35,560,954.00		(3,050,967.00)	32,509,987.00
3733	SALE OF EQUIPMENT	10,000.00		(5,000.00)	5,000.00
3740	LOSS RECOVERIES				
3741	INSURANCE LOSS RECOVERY	75,882.57			75,882.57
3742	FEMA LOSS RECOVERY				
3743	FEMA LOSS RECOVERY (STATE)				
TOTAL		546,798,138.03	206,613.97	(3,056,967.00)	543,948,785.00
			(2,849,353.03)		

ESTIMATED APPROPRIATIONS & ENDING FUND BALANCE					
FUNCTION	DESCRIPTION	PRESENT BUDGET	INCREASE	(DECREASE)	REVISED BUDGET
5000	DIRECT INSTRUCTION	302,263,342.81	2,638,808.13		304,902,150.94
6100	STUDENT SUPPORT SERVICES	18,856,133.41	42,389.98		18,898,523.39
6200	INSTRUCTIONAL MEDIA	5,991,533.60		(35,179.99)	5,956,353.61
6300	CURRICULUM DEVELOPMENT	7,327,022.04		(7,738.95)	7,319,283.09
6400	INSTRUCTIONAL STAFF TRNG	3,731,917.82	143,183.17		3,875,100.99
6500	INSTRUCTIONAL TECHNOLOGY	1,324,196.36	44,765.38		1,368,961.74
7100	SCHOOL BOARD & ATTORNEY	1,507,067.95			1,507,067.95
7200	GENERAL ADMINISTRATION	1,526,464.91			1,526,464.91
7300	SCHOOL ADMINISTRATION	29,000,183.33		(29,747.60)	28,970,435.73
7400	FACILITIES ACQUISITION	144,813.87	1,380,101.93		1,524,915.80
7500	FISCAL SERVICES	3,187,794.41	53,318.49		3,241,112.90
7700	CENTRAL SERVICES	8,941,126.81		(102,453.34)	8,838,673.47
7800	PUPIL TRANSPORTATION	21,831,656.58	2,482.79		21,834,139.37
7900	OPERATION OF PLANT	40,152,747.28		(4,266,168.16)	35,886,579.12
8100	MAINTENANCE OF PLANT	19,558,165.12	91,865.92		19,650,031.04
8200	ADMINISTRATIVE TECHNOLOGY	3,458,455.56	8,138.22		3,466,593.78
9100	COMMUNITY SERVICES				
9200	DEBT SERVICE				
ENDING FUND BALANCE		77,995,516.17		(2,813,119.00)	75,182,397.17
TOTAL		546,798,138.03	4,405,054.01	(7,264,407.04)	543,948,785.00
			(2,849,353.03)		

DATE ADOPTED BY SCHOOL BOARD: December 12, 2018


DISTRICT SUPERINTENDENT

November 2018 Budget Amendments
RESOLUTION TO AMEND DISTRICT SCHOOL BUDGET
 THE DISTRICT SCHOOL BOARD OF COLLIER COUNTY
 CAPITAL PROJECT FUND 378 - 2018 CAPITAL IMPROVEMENT TAX
 RESOLUTION NUMBER 378-02

ESTIMATED REVENUE AND BEGINNING FUND BALANCE					
REVENUE	DESCRIPTION	PRESENT BUDGET	INCREASE	(DECREASE)	REVISED BUDGET
BALANCE FORWARD		74,640,608.89			74,640,608.89
TOTAL		75,291,681.37	2,412,215.00	2,412,215.00	77,703,896.37

ESTIMATED APPROPRIATIONS & ENDING FUND BALANCE					
FUNCTION / OBJECT	DESCRIPTION	PRESENT BUDGET	INCREASE	(DECREASE)	REVISED BUDGET
7400	FACILITIES ACQUISITION & CONST				
610	LIBRARY BOOKS				
620	AUDIO-VISUAL MATERIALS				
630	BUILDINGS AND FIXED EQUIPMENT	22,271.81			22,271.81
640	FURNITURE, FIXTURES & EQUIPMENT	1,446,197.96			1,446,197.96
650	MOTOR VEHICLES	9,922,313.00			9,922,313.00
660	LAND				
670	IMPROVEMENTS OTHER THAN BLDGS	4,784,981.27			4,784,981.27
680	REMODELING AND RENOVATIONS	28,367,008.01			28,367,008.01
690	COMPUTER SOFTWARE				
TOTAL		75,291,681.37	2,412,215.00	2,412,215.00	77,703,896.37
ENDING FUND BALANCE		30,308,909.32	2,412,215.00	2,412,215.00	32,721,124.32

DATE ADOPTED BY SCHOOL BOARD: December 12, 2018


 DISTRICT SUPERINTENDENT

November 2018 Budget Amendments
RESOLUTION TO AMEND DISTRICT SCHOOL BUDGET
THE DISTRICT SCHOOL BOARD OF COLLIER COUNTY
CAPITAL PROJECT FUND 391 - LOCAL CAPITAL IMPROVEMENT
RESOLUTION NUMBER 391-01

ESTIMATED REVENUE AND BEGINNING FUND BALANCE					
REVENUE	DESCRIPTION	PRESENT BUDGET	INCREASE	(DECREASE)	REVISED BUDGET
BALANCE FORWARD		2,341,191.84			2,341,191.84
3397	CHARTER SCH CAP O/L FUNDING	4,400,000.00		(3,050,967.00)	1,349,033.00
3399	OTHER MISC. STATE REV	12,000.00			12,000.00
3431	INTEREST ON INVESTMENTS	25,000.00	15,000.00		40,000.00
3490	MISCELLANEOUS LOCAL SOURCES				
3497	REFUNDS OF PRIOR YEAR EXPEND				
3640	TRANSF FR SPECIAL REVENUE FUND				
TOTAL		6,778,191.84	15,000.00 (3,035,967.00)	(3,050,967.00)	3,742,224.84

ESTIMATED APPROPRIATIONS & ENDING FUND BALANCE					
FUNCTION / OBJECT	DESCRIPTION	PRESENT BUDGET	INCREASE	(DECREASE)	REVISED BUDGET
7400	FACILITIES ACQUISITION & CONST				
610	LIBRARY BOOKS				
630	BUILDINGS AND FIXED EQUIPMENT				
640	FURNITURE, FIXTURES & EQUIPMENT				
650	MOTOR VEHICLES	373,250.00			373,250.00
660	LAND				
670	IMPROVEMENTS OTHER THAN BLDGS				
680	REMODELING AND RENOVATIONS	12,000.00			12,000.00
690	COMPUTER SOFTWARE				
9700	TRANSFER OF FUNDS				
910	TRANSFERS TO GENERAL FUND	4,400,000.00		(3,050,967.00)	1,349,033.00
ENDING FUND BALANCE		1,992,941.84	15,000.00 15,000.00	(3,050,967.00)	2,007,941.84
TOTAL		6,778,191.84	(3,035,967.00)		3,742,224.84

DATE ADOPTED BY SCHOOL BOARD: December 12, 2018



 DISTRICT SUPERINTENDENT

November 2018 Budget Amendments
RESOLUTION TO AMEND DISTRICT SCHOOL BUDGET
THE DISTRICT SCHOOL BOARD OF COLLIER COUNTY
CAPITAL PROJECT FUND 392 - IMPACT FEE
RESOLUTION NUMBER 392-01

ESTIMATED REVENUE AND BEGINNING FUND BALANCE					
REVENUE	DESCRIPTION	PRESENT BUDGET	INCREASE	(DECREASE)	REVISED BUDGET
BALANCE FORWARD		3,477,665.86			3,477,665.86
3397	CHARTER SCH CAP O/L FUNDING				
3431	INTEREST ON INVESTMENTS	50,000.00	100,000.00		150,000.00
3496	IMPACT FEES	14,000,000.00			14,000,000.00
			100,000.00		
			100,000.00		
TOTAL		17,527,665.86			17,627,665.86

ESTIMATED APPROPRIATIONS & ENDING FUND BALANCE					
FUNCTION / OBJECT	DESCRIPTION	PRESENT BUDGET	INCREASE	(DECREASE)	REVISED BUDGET
7400	FACILITIES ACQUISITION & CONST				
610	LIBRARY BOOKS				
630	BUILDINGS AND FIXED EQUIPMENT				
660	LAND				
670	IMPROVEMENTS OTHER THAN BLDGS				
680	REMODELING AND RENOVATIONS				
730	DUES AND FEES				
9700	TRANSFER OF FUNDS				
920	TRANSFERS TO DEBT SERVICE FUND	14,000,000.00		(14,000,000.00)	
ENDING FUND BALANCE		3,527,665.86	14,100,000.00		17,627,665.86
			14,100,000.00	(14,000,000.00)	
			100,000.00		
TOTAL		17,527,665.86			17,627,665.86

DATE ADOPTED BY SCHOOL BOARD: December 12, 2018




 DISTRICT SUPERINTENDENT

November 2018 Budget Amendments
RESOLUTION TO AMEND DISTRICT SCHOOL BUDGET
 THE DISTRICT SCHOOL BOARD OF COLLIER COUNTY
 SPECIAL REVENUE FUND 410 - FOOD SERVICE
 RESOLUTION NUMBER 410-03

ESTIMATED REVENUE AND BEGINNING FUND BALANCE					
REVENUE	DESCRIPTION	PRESENT BUDGET	INCREASE	(DECREASE)	REVISED BUDGET
BALANCE FORWARD		14,256,499.08			14,256,499.08
326A	SUMMER FOOD PROGRAM-BREAKFAST	64,889.00			64,889.00
326B	AFTER SCHOOL SUPPER PROGRAM				
3261	SCHOOL LUNCH REIMBURSEMENT	13,140,931.00			13,140,931.00
3262	SCHOOL BREAKFAST REIMBURSEMENT	4,122,077.00			4,122,077.00
3263	AFTER SCHOOL SNACK REIMB	10,044.00			10,044.00
3264	CHILD CARE FOOD PGM REIMB	600,000.00			600,000.00
3265	USDA DONATED COMMODITIES	2,000,000.00			2,000,000.00
3266	CASH IN LIEU OF COMMODITIES	40,000.00			40,000.00
3267	SUMMER FOOD PROGRAM-LUNCH	118,000.00			118,000.00
3268	FRESH FRUIT AND VEGETABLE PRG	150,000.00			150,000.00
3269	OTHER FOOD SERVICES	65,000.00			65,000.00
3337	SCHOOL BREAKFAST SUPPLEMENT	63,910.00			63,910.00
3338	SCHOOL LUNCH SUPPLEMENT	80,500.00			80,500.00
3390	MISCELLANEOUS STATE REVENUE				
3395	TEACHERS AS ADVISORS				
3431	INTEREST ON INVESTMENTS	30,000.00			30,000.00
3451	FOOD SALES (STUDENT LUNCHE)	1,200,000.00			1,200,000.00
3452	STUDENT BREAKFAST				
3453	ADULT BREAKFASTS/LUNCHE	75,000.00			75,000.00
3454	STUDENT & ADULT A LA CARTE	3,000,000.00			3,000,000.00
3456	OTHER FOOD SALES	70,000.00			70,000.00
3457	CASH OVER/CASH SHORT FOOD SALE				
3490	MISCELLANEOUS LOCAL SOURCES	25,000.00			25,000.00
3494	RECEIPT OF FED INDIRECT COST				
3495	OTHER MISC LOCAL SERVICES				
3497	REFUND OF PRIOR YEAR EXPEND	1,000.00			1,000.00
3733	SALE OF EQUIPMENT				
3742	FEMA LOSS RECOVERY - FEMA				
3743	FEMA LOSS RECOVERY - STATE				
TOTAL		39,112,850.08			39,112,850.08

ESTIMATED APPROPRIATIONS & ENDING FUND BALANCE					
FUNCTION / OBJECT	DESCRIPTION	PRESENT BUDGET	INCREASE	(DECREASE)	REVISED BUDGET
7600	FOOD SERVICES				
100	SALARIES	6,648,788.93		(69,925.00)	6,578,863.93
200	EMPLOYEE BENEFITS	2,679,416.07	25.00		2,679,441.07
300	PURCHASED SERVICES	2,088,632.64	66,900.00		2,155,532.64
400	ENERGY SERVICES	583,000.00			583,000.00
500	MATERIALS AND SUPPLIES	12,687,389.59		(150,000.00)	12,537,389.59
600	CAPITAL OUTLAY	3,873,950.61	150,000.00		4,023,950.61
700	OTHER EXPENSES	607,140.00	3,000.00		610,140.00
7700	CENTRAL SERVICES				
100	SALARIES				
200	EMPLOYEE BENEFITS				
ENDING FUND BALANCE		9,944,532.24			9,944,532.24
TOTAL		39,112,850.08	219,925.00	(219,925.00)	39,112,850.08

DATE ADOPTED BY SCHOOL BOARD: December 12, 2018


 DISTRICT SUPERINTENDENT

November 2018 Budget Amendments
RESOLUTION TO AMEND DISTRICT SCHOOL BUDGET
 THE DISTRICT SCHOOL BOARD OF COLLIER COUNTY
 SPECIAL REVENUE FUND 421 - HEAD START
 RESOLUTION NUMBER 421-03

ESTIMATED REVENUE AND BEGINNING FUND BALANCE					
REVENUE	DESCRIPTION	PRESENT BUDGET	INCREASE	(DECREASE)	REVISED BUDGET
BALANCE FORWARD					
3130	HEAD START	3,097,725.86			3,097,725.86
3490	MISCELLANEOUS LOCAL SOURCES	774,380.00			774,380.00
TOTAL		3,872,105.86			3,872,105.86

ESTIMATED APPROPRIATIONS & ENDING FUND BALANCE					
FUNCTION	DESCRIPTION	PRESENT BUDGET	INCREASE	(DECREASE)	REVISED BUDGET
5000	INSTRUCTION	2,409,286.22	405.41		2,409,691.63
6100	STUDENT SUPPORT SERVICES	743,299.86	394.59		743,694.45
6200	INSTRUCTIONAL MEDIA SERVICES				
6300	INST AND CURRICULUM DEVEL SERV	492,491.49		(5,425.70)	487,065.79
6400	INSTRUCTIONAL STAFF TRNG SERV	16,380.00	6,075.00		22,455.00
7200	GENERAL ADMINISTRATION	121,161.33		(649.30)	120,512.03
7300	SCHOOL ADMINISTRATION				
7400	FACILITIES ACQUISITION & CONST				
7600	FOOD SERVICES				
7700	CENTRAL SERVICES	8,468.96		(800.00)	7,668.96
7800	PUPIL TRANSPORTATION SERVICES	44,800.00			44,800.00
7900	OPERATION OF PLANT	33,000.00			33,000.00
8100	MAINTENANCE OF PLANT	3,218.00			3,218.00
ENDING FUND BALANCE			6,875.00	(6,875.00)	
TOTAL		3,872,105.86	(0.00)		3,872,105.86

DATE ADOPTED BY SCHOOL BOARD: December 12, 2018




 DISTRICT SUPERINTENDENT

RESOLUTION TO AMEND DISTRICT SCHOOL BUDGET
THE DISTRICT SCHOOL BOARD OF COLLIER COUNTY
GENERAL FUND
RESOLUTION NUMBER 100-04

ESTIMATED REVENUE AND BEGINNING FUND BALANCE					
REVENUE	DESCRIPTION	PRESENT BUDGET	INCREASE	(DECREASE)	REVISED BUDGET
	BALANCE FORWARD	94,312,141.05			94,312,141.05
3190	OTHER FEDERAL DIRECT				
3191	ROTC	490,000.00			490,000.00
3202	MEDICAID	1,450,000.00			1,450,000.00
3290	OTHER FEDERAL THRU STATE				
3299	MISC FED THRU STATE	3,143,590.00			3,143,590.00
3310	FLORIDA EDUC FINANCE PROG.	27,828,489.00			27,828,489.00
3315	WORKFORCE DEVELOPMENT				
3317	WORKFORCE PERFORMANCE				
3318	ADULT HANDICAPPED				
3323	CAPITAL OUTLAY & DEBT SERV.	29,140.00			29,140.00
3340	OTHER STATE REVENUE				
3341	SALES TAX DISTRIBUTION	446,500.00			446,500.00
3343	STATE LICENSE TAX	105,000.00			105,000.00
3344	DISCRETIONARY LOTTERY	88,459.00			88,459.00
3355	CLASS SIZE REDUCTION	54,414,778.00			54,414,778.00
3361	SCHOOL RECOGNITION	2,819,871.00			2,819,871.00
3371	VOLUNTARY PRE-K	1,272,734.48			1,272,734.48
3390	MISC. STATE				
3399	OTHER MISC. STATE REV.	102,580.00			102,580.00
3411	DISTRICT SCHOOL TAX	316,941,775.00			316,941,775.00
3422	PAYMENTS IN LIEU OF TAXES	2,000.00			2,000.00
3425	RENT	255,000.00			255,000.00
3431	INTEREST ON INVESTMENTS	1,670,000.00			1,670,000.00
3440	GIFTS, GRANTS AND BEQUESTS	148,074.09	90,853.26		238,927.35
346A	TECHNOLOGY FEE				
3461	ADULT GENERAL ED. FEES				
3462	POST SECONDARY VOCATIONAL				
3463	CONT. WORKFORCE FEES				
3464	CAPITAL IMPROVEMENT FEES				
3465	POST SECONDARY LAB FEES				
3466	LIFELONG LEARNING FEES				
3467	GED TESTING FEES				
3468	FINANCIAL AID FEES				
3469	OTHER STUDENT FEES				
3477	CUSTOMIZED PROGRAM FEES				
3484	PREMIUM REVENUE	80,000.00			80,000.00
3486	INSURANCE PREMIUM				
349A	AFTER SCHOOL PROGRAM	378,483.02	20,323.56		398,806.58
349S	SUMMER ACTIVITY PROGRAM	67,967.78			67,967.78
349R	RESTRICTED LOCAL				
3490	MISCELLANEOUS LOCAL	3,334,532.73	28,026.59		3,362,559.32
3494	RECPT OF FEDERAL INDIRECT	1,250,000.00			1,250,000.00
3497	REFUNDS PRIOR YEAR EXPENSE	276,800.28			276,800.28
3498	LOST/DAMAGED TEXTBOOKS				
3499	FOOD SERV. INDIRECT	450,000.00			450,000.00
3630	TRANSFER FROM CAPITAL FD.	32,509,987.00	2,163,500.00		34,673,487.00
3733	SALE OF EQUIPMENT	5,000.00			5,000.00
3740	LOSS RECOVERIES				
3741	INSURANCE LOSS RECOVERY	75,882.57			75,882.57
3742	FEMA LOSS RECOVERY				
3743	FEMA LOSS RECOVERY (STATE)				
			2,302,703.41		
TOTAL		543,948,785.00	2,302,703.41		546,251,488.41

ESTIMATED APPROPRIATIONS & ENDING FUND BALANCE					
FUNCTION	DESCRIPTION	PRESENT BUDGET	INCREASE	(DECREASE)	REVISED BUDGET
5000	DIRECT INSTRUCTION	304,902,150.94	1,957,502.90		306,859,653.84
6100	STUDENT SUPPORT SERVICES	18,898,523.39	141,932.99		19,040,456.38
6200	INSTRUCTIONAL MEDIA	5,956,353.61	45,717.30		6,002,070.91
6300	CURRICULUM DEVELOPMENT	7,319,283.09		(23,472.12)	7,295,810.97
6400	INSTRUCTIONAL STAFF TRNG	3,875,100.99	43,993.22		3,919,094.21
6500	INSTRUCTIONAL TECHNOLOGY	1,368,961.74	1,127.10		1,370,088.84
7100	SCHOOL BOARD & ATTORNEY	1,507,067.95	195.90		1,507,263.85
7200	GENERAL ADMINISTRATION	1,526,464.91		(140.47)	1,526,324.44
7300	SCHOOL ADMINISTRATION	28,970,435.73	32,056.08		29,002,491.81
7400	FACILITIES ACQUISITION	1,524,915.80	5,878.56		1,530,794.36
7500	FISCAL SERVICES	3,241,112.90		(26,110.57)	3,215,002.33
7700	CENTRAL SERVICES	8,838,673.47	93,262.27		8,931,935.74
7800	PUPIL TRANSPORTATION	21,834,139.37		(5,596.88)	21,828,542.49
7900	OPERATION OF PLANT	35,886,579.12	33,802.11		35,920,381.23
8100	MAINTENANCE OF PLANT	19,650,031.04	2,586.90		19,652,617.94
8200	ADMINISTRATIVE TECHNOLOGY	3,466,593.78		(31.88)	3,466,561.90
9100	COMMUNITY SERVICES				
9200	DEBT SERVICE				
ENDING FUND BALANCE		75,182,397.17			75,182,397.17
			2,368,055.33	(55,351.92)	
TOTAL		543,948,785.00	2,302,703.41		546,251,488.41

DATE ADOPTED BY SCHOOL BOARD: February 5, 2019


 DISTRICT SUPERINTENDENT

RESOLUTION TO AMEND DISTRICT SCHOOL BUDGET
THE DISTRICT SCHOOL BOARD OF COLLIER COUNTY
CAPITAL PROJECT FUND 376 - 2016 CAPITAL IMPROVEMENT TAX
RESOLUTION NUMBER 376-01

ESTIMATED REVENUE AND BEGINNING FUND BALANCE					
REVENUE	DESCRIPTION	PRESENT BUDGET	INCREASE	(DECREASE)	REVISED BUDGET
BALANCE FORWARD		1,214,866.74			1,214,866.74
3413	DIST LOCAL CAPITAL IMPROVE TAX				
3431	INTEREST ON INVESTMENTS	10,000.00			10,000.00
3433	NET INC /DEC IN FMV OF INVEST.				
3497	REFUNDS OF PRIOR YEAR EXPEND		5,949.00		5,949.00
TOTAL		1,224,866.74	5,949.00	5,949.00	1,230,815.74

ESTIMATED APPROPRIATIONS & ENDING FUND BALANCE					
FUNCTION / OBJECT	DESCRIPTION	PRESENT BUDGET	INCREASE	(DECREASE)	REVISED BUDGET
7400	FACILITIES ACQUISITION & CONST				
610	LIBRARY BOOKS				
620	AUDIO-VISUAL MATERIALS				
630	BUILDINGS AND FIXED EQUIPMENT				
640	FURNITURE, FIXTURES & EQUIPMENT				
650	MOTOR VEHICLES				
660	LAND				
670	IMPROVEMENTS OTHER THAN BLDGS	59,020.00			59,020.00
680	REMODELING AND RENOVATIONS	237,433.98			237,433.98
690	COMPUTER SOFTWARE				
9700	TRANSFER OF FUNDS				
910	TRANSFERS TO GENERAL FUND				
920	TRANSFERS TO DEBT SERVICE FUND	840,000.00			840,000.00
ENDING FUND BALANCE		88,412.76	5,949.00	5,949.00	94,361.76
TOTAL		1,224,866.74	5,949.00	5,949.00	1,230,815.74

DATE ADOPTED BY SCHOOL BOARD:

February 5, 2019



DISTRICT SUPERINTENDENT

RESOLUTION TO AMEND DISTRICT SCHOOL BUDGET
THE DISTRICT SCHOOL BOARD OF COLLIER COUNTY
CAPITAL PROJECT FUND 379 - 2019 CAPITAL IMPROVEMENT TAX
RESOLUTION NUMBER 379-04

ESTIMATED REVENUE AND BEGINNING FUND BALANCE					
REVENUE	DESCRIPTION	PRESENT BUDGET	INCREASE	(DECREASE)	REVISED BUDGET
BALANCE FORWARD					
3413	DIST LOCAL CAPITAL IMPROVE TAX	131,430,044.00			131,430,044.00
3431	INTEREST ON INVESTMENTS	655,000.00			655,000.00
3490	MISCELLANEOUS LOCAL SOURCES	13,965.81	1,868.87		15,834.68
3733	SALE OF EQUIPMENT	37,897.97	560.00		38,457.97
TOTAL		132,136,907.78	2,428.87	2,428.87	132,139,336.65

ESTIMATED APPROPRIATIONS & ENDING FUND BALANCE					
FUNCTION / OBJECT	DESCRIPTION	PRESENT BUDGET	INCREASE	(DECREASE)	REVISED BUDGET
7400	FACILITIES ACQUISITION & CONST				
610	LIBRARY BOOKS				
630	BUILDINGS AND FIXED EQUIPMENT	3,168,546.00			3,168,546.00
640	FURNITURE, FIXTURES & EQUIPMENT	584,737.95	213,377.00		798,114.95
650	MOTOR VEHICLES	3,910,000.00			3,910,000.00
660	LAND				
670	IMPROVEMENTS OTHER THAN BLDGS	3,479,243.00			3,479,243.00
680	REMODELING AND RENOVATIONS	54,688,052.05		(863,377.00)	53,824,675.05
690	COMPUTER SOFTWARE				
7500	FISCAL SERVICES				
640	FURNITURE FIXTURES	12,800.00			12,800.00
7800	PUPIL TRANSPORTATION SERVICES				
640	FURNITURE FIXTURES	4,000.00			4,000.00
9700	TRANSFER OF FUNDS				
910	TRANSFERS TO GENERAL FUND	26,345,760.00		(17,350,000.00)	8,995,760.00
920	TRANSFERS TO DEBT SERVICE	13,827.00			13,827.00
ENDING FUND BALANCE		39,929,941.78	18,002,428.87	18,215,805.87	57,932,370.65
TOTAL		132,136,907.78	2,428.87	(18,213,377.00)	132,139,336.65

DATE ADOPTED BY SCHOOL BOARD:

February 5, 2019



DISTRICT SUPERINTENDENT

RESOLUTION TO AMEND DISTRICT SCHOOL BUDGET

THE DISTRICT SCHOOL BOARD OF COLLIER COUNTY

SPECIAL REVENUE FUND 410 - FOOD SERVICE

RESOLUTION NUMBER 410-04

ESTIMATED REVENUE AND BEGINNING FUND BALANCE					
REVENUE	DESCRIPTION	PRESENT BUDGET	INCREASE	(DECREASE)	REVISED BUDGET
BALANCE FORWARD		14,256,499.08			14,256,499.08
326A	SUMMER FOOD PROGRAM-BREAKFAST	64,889.00			64,889.00
326B	AFTER SCHOOL SUPPER PROGRAM				
3261	SCHOOL LUNCH REIMBURSEMENT	13,140,931.00			13,140,931.00
3262	SCHOOL BREAKFAST REIMBURSEMENT	4,122,077.00			4,122,077.00
3263	AFTER SCHOOL SNACK REIMB	10,044.00			10,044.00
3264	CHILD CARE FOOD PGM REIMB	600,000.00			600,000.00
3265	USDA DONATED COMMODITIES	2,000,000.00			2,000,000.00
3266	CASH IN LIEU OF COMMODITIES	40,000.00			40,000.00
3267	SUMMER FOOD PROGRAM-LUNCH	118,000.00			118,000.00
3268	FRESH FRUIT AND VEGETABLE PRG	150,000.00			150,000.00
3269	OTHER FOOD SERVICES	65,000.00			65,000.00
3337	SCHOOL BREAKFAST SUPPLEMENT	63,910.00			63,910.00
3338	SCHOOL LUNCH SUPPLEMENT	80,500.00			80,500.00
3390	MISCELLANEOUS STATE REVENUE				
3395	TEACHERS AS ADVISORS				
3431	INTEREST ON INVESTMENTS	30,000.00			30,000.00
3451	FOOD SALES (STUDENT LUNCHES)	1,200,000.00			1,200,000.00
3452	STUDENT BREAKFAST				
3453	ADULT BREAKFASTS/LUNCHES	75,000.00			75,000.00
3454	STUDENT & ADULT A LA CARTE	3,000,000.00			3,000,000.00
3456	OTHER FOOD SALES	70,000.00			70,000.00
3457	CASH OVER/CASH SHORT FOOD SALE				
3490	MISCELLANEOUS LOCAL SOURCES	25,000.00			25,000.00
3494	RECEIPT OF FED INDIRECT COST				
3495	OTHER MISC LOCAL SERVICES				
3497	REFUND OF PRIOR YEAR EXPEND	1,000.00			1,000.00
3733	SALE OF EQUIPMENT				
3742	FEMA LOSS RECOVERY - FEMA				
3743	FEMA LOSS RECOVERY - STATE				
TOTAL		39,112,860.08			39,112,860.08

ESTIMATED APPROPRIATIONS & ENDING FUND BALANCE					
FUNCTION / OBJECT	DESCRIPTION	PRESENT BUDGET	INCREASE	(DECREASE)	REVISED BUDGET
7600	FOOD SERVICES				
100	SALARIES	6,578,863.93		(104,250.00)	6,474,613.93
200	EMPLOYEE BENEFITS	2,679,441.07	14,050.00		2,693,491.07
300	PURCHASED SERVICES	2,155,532.64	77,200.00		2,232,732.64
400	ENERGY SERVICES	583,000.00			583,000.00
500	MATERIALS AND SUPPLIES	12,537,389.59		(725,000.00)	11,812,389.59
600	CAPITAL OUTLAY	4,023,950.61	725,000.00		4,748,950.61
700	OTHER EXPENSES	610,140.00	13,000.00		623,140.00
7700	CENTRAL SERVICES				
100	SALARIES				
200	EMPLOYEE BENEFITS				
ENDING FUND BALANCE		9,944,532.24	829,250.00	(829,250.00)	9,944,532.24
TOTAL		39,112,860.08			39,112,860.08

DATE ADOPTED BY SCHOOL BOARD:

February 5, 2019



DISTRICT SUPERINTENDENT

RESOLUTION TO AMEND DISTRICT SCHOOL BUDGET

THE DISTRICT SCHOOL BOARD OF COLLIER COUNTY

SPECIAL REVENUE FUND 421 - HEAD START

RESOLUTION NUMBER 421-04

ESTIMATED REVENUE AND BEGINNING FUND BALANCE					
REVENUE	DESCRIPTION	PRESENT BUDGET	INCREASE	(DECREASE)	REVISED BUDGET
BALANCE FORWARD					
3130	HEAD START	3,097,725.86			3,097,725.86
3490	MISCELLANEOUS LOCAL SOURCES	774,380.00			774,380.00
TOTAL		3,872,105.86			3,872,105.86

ESTIMATED APPROPRIATIONS & ENDING FUND BALANCE					
FUNCTION	DESCRIPTION	PRESENT BUDGET	INCREASE	(DECREASE)	REVISED BUDGET
5000	INSTRUCTION	2,409,691.63	28,541.88		2,438,233.51
6100	STUDENT SUPPORT SERVICES	743,694.45		(31,016.88)	712,677.57
6200	INSTRUCTIONAL MEDIA SERVICES				
6300	INST AND CURRICULUM DEVEL SERV	487,065.79	2,475.00		489,540.79
6400	INSTRUCTIONAL STAFF TRNG SERV	22,455.00			22,455.00
7200	GENERAL ADMINISTRATION	120,512.03			120,512.03
7300	SCHOOL ADMINISTRATION				
7400	FACILITIES ACQUISITION & CONST				
7600	FOOD SERVICES				
7700	CENTRAL SERVICES	7,668.96			7,668.96
7800	PUPIL TRANSPORTATION SERVICES	44,800.00			44,800.00
7900	OPERATION OF PLANT	33,000.00			33,000.00
8100	MAINTENANCE OF PLANT	3,218.00			3,218.00
ENDING FUND BALANCE			31,016.88	(31,016.88)	
TOTAL		3,872,105.86	(0.00)		3,872,105.86

DATE ADOPTED BY SCHOOL BOARD: February 5, 2019

[Signature]
 DISTRICT SUPERINTENDENT

RESOLUTION TO AMEND DISTRICT SCHOOL BUDGET

THE DISTRICT SCHOOL BOARD OF COLLIER COUNTY

SPECIAL REVENUE FUND 424 - OTHER

RESOLUTION NUMBER 424-03

ESTIMATED REVENUE AND BEGINNING FUND BALANCE					
REVENUE	DESCRIPTION	PRESENT BUDGET	INCREASE	(DECREASE)	REVISED BUDGET
BALANCE FORWARD					
3190	OTHER FEDERAL DIRECT				
3253	VOCATIONAL REHABILITATION				
3280	FEDERAL THROUGH LOCAL	154,393.68	177,724.00		332,117.68
3290	OTHER FEDERAL THROUGH STATE				
3299	MISC FED THRU STATE REVENUE				
3390	MISCELLANEOUS STATE REVENUE				
3431	INTEREST ON INVESTMENTS				
3440	GIFTS GRANTS AND BEQUESTS				
3469	OTHER STUDENT FEES				
3490	MISCELLANEOUS LOCAL SOURCES				
3630	TRANSF FR CAPITAL PROJECT FUND				
TOTAL		154,393.68	177,724.00 177,724.00		332,117.68

ESTIMATED APPROPRIATIONS & ENDING FUND BALANCE					
FUNCTION	DESCRIPTION	PRESENT BUDGET	INCREASE	(DECREASE)	REVISED BUDGET
5000	INSTRUCTION	66,378.23	125,011.52		191,389.75
6100	STUDENT SUPPORT SERVICES				
6200	INSTRUCTIONAL MEDIA SERVICES				
6300	INST AND CURRICULUM DEVEL SERV				
6400	INSTRUCTIONAL STAFF TRNG SERV				
7200	GENERAL ADMINISTRATION				
7300	SCHOOL ADMINISTRATION	9,188.58	9,584.75		18,773.33
7400	FACILITIES ACQUISITION & CONST				
7500	FISCAL SERVICES				
7600	FOOD SERVICES				
7700	CENTRAL SERVICES	7,506.68	7,358.41		14,865.09
7800	PUPIL TRANSPORTATION SERVICES	71,320.19	35,769.32		107,089.51
7900	OPERATION OF PLANT				
8100	MAINTENANCE OF PLANT				
ENDING FUND BALANCE					
TOTAL		154,393.68	177,724.00 177,724.00		332,117.68

DATE ADOPTED BY SCHOOL BOARD: February 5, 2019




DISTRICT SUPERINTENDENT

RESOLUTION TO AMEND DISTRICT SCHOOL BUDGET
THE DISTRICT SCHOOL BOARD OF COLLIER COUNTY
MISCELLANEOUS SPECIAL REVENUE FUND 429 - OTHER
RESOLUTION NUMBER 429-04

ESTIMATED REVENUE AND BEGINNING FUND BALANCE					
REVENUE	DESCRIPTION	PRESENT BUDGET	INCREASE	(DECREASE)	REVISED BUDGET
BALANCE FORWARD					
3190	OTHER FEDERAL DIRECT				
3253	VOCATIONAL REHABILITATION				
3280	FEDERAL THROUGH LOCAL				
3290	OTHER FEDERAL THROUGH STATE				
3299	MISC FED THRU STATE REVENUE				
3390	MISCELLANEOUS STATE REVENUE				
3399	OTHER MISC. STATE REV.	40,740.90	5,263.00		46,003.90
3431	INTEREST ON INVESTMENTS				
3440	GIFTS GRANTS AND BEQUESTS				
3469	OTHER STUDENT FEES				
349R	RESTRICTED LOCAL REVENUE				
3490	MISCELLANEOUS LOCAL SOURCES	304,367.10	26,881.40		331,248.50
3630	TRANSF FR CAPITAL PROJECT FUND				
			32,144.40		
			32,144.40		
TOTAL		345,108.00			377,252.40

ESTIMATED APPROPRIATIONS & ENDING FUND BALANCE					
FUNCTION	DESCRIPTION	PRESENT BUDGET	INCREASE	(DECREASE)	REVISED BUDGET
5000	INSTRUCTION	316,815.42	31,292.07		348,107.49
6100	STUDENT SUPPORT SERVICES				
6200	INSTRUCTIONAL MEDIA SERVICES				
6300	INST AND CURRICULUM DEVEL SERV				
6400	INSTRUCTIONAL STAFF TRNG SERV				
7200	GENERAL ADMINISTRATION				
7300	SCHOOL ADMINISTRATION				
7400	FACILITIES ACQUISITION & CONST				
7500	FISCAL SERVICES				
7600	FOOD SERVICES				
7700	CENTRAL SERVICES	4,030.58			4,030.58
7800	PUPIL TRANSPORTATION SERVICES	5,000.00	852.33		5,852.33
7900	OPERATION OF PLANT				
8100	MAINTENANCE OF PLANT	19,262.00			19,262.00
ENDING FUND BALANCE			32,144.40		
TOTAL		345,108.00			377,252.40

DATE ADOPTED BY SCHOOL BOARD: February 5, 2019


 DISTRICT SUPERINTENDENT

January 2019 Budget Amendments
RESOLUTION TO AMEND DISTRICT SCHOOL BUDGET
THE DISTRICT SCHOOL BOARD OF COLLIER COUNTY
GENERAL FUND
RESOLUTION NUMBER 100-05

ESTIMATED REVENUE AND BEGINNING FUND BALANCE					
REVENUE	DESCRIPTION	PRESENT BUDGET	INCREASE	(DECREASE)	REVISED BUDGET
	BALANCE FORWARD	94,312,141.05			94,312,141.05
3190	OTHER FEDERAL DIRECT				
3191	ROTC	490,000.00			490,000.00
3202	MEDICAID	1,450,000.00			1,450,000.00
3290	OTHER FEDERAL THRU STATE				
3299	MISC FED THRU STATE	3,143,590.00			3,143,590.00
3310	FLORIDA EDUC FINANCE PROG.	27,828,489.00	1,291,208.00		29,119,697.00
3315	WORKFORCE DEVELOPMENT				
3317	WORKFORCE PERFORMANCE				
3318	ADULT HANDICAPPED				
3323	CAPITAL OUTLAY & DEBT SERV.	29,140.00			29,140.00
3340	OTHER STATE REVENUE				
3341	SALES TAX DISTRIBUTION	446,500.00			446,500.00
3343	STATE LICENSE TAX	105,000.00			105,000.00
3344	DISCRETIONARY LOTTERY	88,459.00	84,400.00		172,859.00
3355	CLASS SIZE REDUCTION	54,414,778.00	150,860.00		54,565,638.00
3361	SCHOOL RECOGNITION	2,819,871.00			2,819,871.00
3371	VOLUNTARY PRE-K	1,272,734.48			1,272,734.48
3390	MISC. STATE				
3399	OTHER MISC. STATE REV.	102,680.00	750.00		103,330.00
3411	DISTRICT SCHOOL TAX	316,941,775.00			316,941,775.00
3422	PAYMENTS IN LIEU OF TAXES	2,000.00			2,000.00
3425	RENT	255,000.00			255,000.00
3431	INTEREST ON INVESTMENTS	1,670,000.00			1,670,000.00
3440	GIFTS, GRANTS AND BEQUESTS	238,927.35	117,373.24		356,300.59
346A	TECHNOLOGY FEE				
3461	ADULT GENERAL ED. FEES				
3462	POST SECONDARY VOCATIONAL				
3463	CONT. WORKFORCE FEES				
3464	CAPITAL IMPROVEMENT FEES				
3465	POST SECONDARY LAB FEES				
3466	LIFELONG LEARNING FEES				
3467	GED TESTING FEES				
3468	FINANCIAL AID FEES				
3469	OTHER STUDENT FEES				
3477	CUSTOMIZED PROGRAM FEES				
3484	PREMIUM REVENUE	80,000.00			80,000.00
3486	INSURANCE PREMIUM				
349A	AFTER SCHOOL PROGRAM	398,806.58	18,610.78		417,417.36
349S	SUMMER ACTIVITY PROGRAM	67,967.78			67,967.78
349R	RESTRICTED LOCAL				
3490	MISCELLANEOUS LOCAL	3,382,559.32	24,879.42		3,387,438.74
3494	RECPT OF FEDERAL INDIRECT	1,250,000.00			1,250,000.00
3497	REFUNDS PRIOR YEAR EXPENSE	276,800.28			276,800.28
3498	LOST/DAMAGED TEXTBOOKS				
3499	FOOD SERV. INDIRECT	450,000.00			450,000.00
3630	TRANSFER FROM CAPITAL FD.	34,673,487.00	257,641.44		34,931,128.44
3733	SALE OF EQUIPMENT	5,000.00			5,000.00
3740	LOSS RECOVERIES				
3741	INSURANCE LOSS RECOVERY	75,882.57			75,882.57
3742	FEMA LOSS RECOVERY				
3743	FEMA LOSS RECOVERY (STATE)				
			1,945,722.88		
TOTAL		546,251,488.41	1,945,722.88		548,197,211.29

ESTIMATED APPROPRIATIONS & ENDING FUND BALANCE					
FUNCTION	DESCRIPTION	PRESENT BUDGET	INCREASE	(DECREASE)	REVISED BUDGET
5000	DIRECT INSTRUCTION	306,859,653.84	1,455,387.15		308,315,040.99
6100	STUDENT SUPPORT SERVICES	19,040,456.38	296,889.58		19,337,345.96
6200	INSTRUCTIONAL MEDIA	6,002,070.91	178,261.59		6,180,332.50
6300	CURRICULUM DEVELOPMENT	7,295,810.97		(29,869.57)	7,265,941.40
6400	INSTRUCTIONAL STAFF TRNG	3,919,094.21	339,044.98		4,258,139.19
6500	INSTRUCTIONAL TECHNOLOGY	1,370,088.84	15,127.64		1,385,216.48
7100	SCHOOL BOARD & ATTORNEY	1,507,263.85		(200.00)	1,507,063.85
7200	GENERAL ADMINISTRATION	1,526,324.44	11,700.01		1,538,024.45
7300	SCHOOL ADMINISTRATION	29,002,491.81	144,975.24		29,147,467.05
7400	FACILITIES ACQUISITION	1,530,794.36	107,021.44		1,637,815.80
7500	FISCAL SERVICES	3,215,002.33	726.98		3,215,729.31
7700	CENTRAL SERVICES	8,931,935.74	66,809.37		8,998,745.11
7800	PUPIL TRANSPORTATION	21,828,542.49	383,145.00		22,211,687.49
7900	OPERATION OF PLANT	35,920,381.23		(400.00)	35,919,981.23
8100	MAINTENANCE OF PLANT	19,652,617.94	263,102.54		19,915,720.48
8200	ADMINISTRATIVE TECHNOLOGY	3,466,561.90		(4,594.07)	3,461,967.83
9100	COMMUNITY SERVICES				
9200	DEBT SERVICE				
	ENDING FUND BALANCE	75,182,397.17		(1,281,405.00)	73,900,992.17
			3,262,191.52	(1,316,466.64)	
TOTAL		546,251,488.41	1,945,722.88		548,197,211.29

DATE ADOPTED BY SCHOOL BOARD:

March 5, 2019

Ken Palt
DISTRICT SUPERINTENDENT

January 2019 Budget Amendments
RESOLUTION TO AMEND DISTRICT SCHOOL BUDGET
 THE DISTRICT SCHOOL BOARD OF COLLIER COUNTY
 CAPITAL PROJECT FUND 375 - 2015 CAPITAL IMPROVEMENT TAX
 RESOLUTION NUMBER 375-03

ESTIMATED REVENUE AND BEGINNING FUND BALANCE					
REVENUE	DESCRIPTION	PRESENT BUDGET	INCREASE	(DECREASE)	REVISED BUDGET
BALANCE FORWARD		37,122,158.65			37,122,158.65
3413	DIST LOCAL CAPITAL IMPROVE TAX				
3431	INTEREST ON INVESTMENTS	545,000.00		(186,347.29)	358,652.71
3433	NET INC /DEC IN FMV OF INVEST.				
3497	REFUNDS OF PRIOR YEAR EXPEND				
TOTAL		37,667,158.65		(186,347.29)	37,480,811.36

ESTIMATED APPROPRIATIONS & ENDING FUND BALANCE					
FUNCTION / OBJECT	DESCRIPTION	PRESENT BUDGET	INCREASE	(DECREASE)	REVISED BUDGET
7400	FACILITIES ACQUISITION & CONST				
610	LIBRARY BOOKS				
620	AUDIO-VISUAL MATERIALS				
630	BUILDINGS AND FIXED EQUIPMENT				
640	FURNITURE, FIXTURES & EQUIPMENT				
650	MOTOR VEHICLES				
660	LAND				
670	IMPROVEMENTS OTHER THAN BLDGS				
680	REMODELING AND RENOVATIONS				
690	COMPUTER SOFTWARE				
9700	TRANSFER OF FUNDS				
910	TRANSFERS TO GENERAL FUND	18,000,000.00			18,000,000.00
920	TRANSFERS TO DEBT SERVICE FUND	19,580,000.00		(99,188.64)	19,480,811.36
ENDING FUND BALANCE		87,158.65		(87,158.65)	
TOTAL		37,667,158.65		(186,347.29)	37,480,811.36

DATE ADOPTED BY SCHOOL BOARD: March 5, 2019

Kamal Pitt

 DISTRICT SUPERINTENDENT

January 2019 Budget Amendments
RESOLUTION TO AMEND DISTRICT SCHOOL BUDGET
 THE DISTRICT SCHOOL BOARD OF COLLIER COUNTY
 CAPITAL PROJECT FUND 376 - 2016 CAPITAL IMPROVEMENT TAX
 RESOLUTION NUMBER 376-02

ESTIMATED REVENUE AND BEGINNING FUND BALANCE					
REVENUE	DESCRIPTION	PRESENT BUDGET	INCREASE	(DECREASE)	REVISED BUDGET
BALANCE FORWARD		1,214,866.74			1,214,866.74
3413	DIST LOCAL CAPITAL IMPROVE TAX				
3431	INTEREST ON INVESTMENTS	10,000.00	1,067.00		11,067.00
3433	NET INC /DEC IN FMV OF INVEST.				
3497	REFUNDS OF PRIOR YEAR EXPEND	5,949.00			5,949.00
TOTAL		1,230,815.74	1,067.00	1,067.00	1,231,882.74

ESTIMATED APPROPRIATIONS & ENDING FUND BALANCE					
FUNCTION / OBJECT	DESCRIPTION	PRESENT BUDGET	INCREASE	(DECREASE)	REVISED BUDGET
7400	FACILITIES ACQUISITION & CONST				
610	LIBRARY BOOKS				
620	AUDIO-VISUAL MATERIALS				
630	BUILDINGS AND FIXED EQUIPMENT				
640	FURNITURE, FIXTURES & EQUIPMENT				
650	MOTOR VEHICLES				
660	LAND				
670	IMPROVEMENTS OTHER THAN BLDGS	59,020.00			59,020.00
680	REMODELING AND RENOVATIONS	237,433.98		(56,067.44)	181,366.54
690	COMPUTER SOFTWARE				
9700	TRANSFER OF FUNDS				
910	TRANSFERS TO GENERAL FUND				
920	TRANSFERS TO DEBT SERVICE FUND	840,000.00	151,496.20		991,496.20
ENDING FUND BALANCE		94,361.76		(94,361.76)	
TOTAL		1,230,815.74	1,067.00	(150,429.20)	1,231,882.74

DATE ADOPTED BY SCHOOL BOARD: March 5, 2019


 DISTRICT SUPERINTENDENT

January 2019 Budget Amendments
RESOLUTION TO AMEND DISTRICT SCHOOL BUDGET
 THE DISTRICT SCHOOL BOARD OF COLLIER COUNTY
 CAPITAL PROJECT FUND 377 - 2017 CAPITAL IMPROVEMENT TAX
 RESOLUTION NUMBER 377-04

ESTIMATED REVENUE AND BEGINNING FUND BALANCE					
REVENUE	DESCRIPTION	PRESENT BUDGET	INCREASE	(DECREASE)	REVISED BUDGET
BALANCE FORWARD		31,170,906.00			31,170,906.00
3413	DIST LOCAL CAPITAL IMPROVE TAX				
3431	INTEREST ON INVESTMENTS	435,000.00			435,000.00
3433	NET INC /DEC IN FMV OF INVEST.				
3497	REFUNDS OF PRIOR YEAR EXPEND	7,137.41			7,137.41
TOTAL		31,613,043.41			31,613,043.41

ESTIMATED APPROPRIATIONS & ENDING FUND BALANCE					
FUNCTION / OBJECT	DESCRIPTION	PRESENT BUDGET	INCREASE	(DECREASE)	REVISED BUDGET
7400	FACILITIES ACQUISITION & CONST				
610	LIBRARY BOOKS				
620	AUDIO-VISUAL MATERIALS				
630	BUILDINGS AND FIXED EQUIPMENT	3,600.00			3,600.00
640	FURNITURE, FIXTURES & EQUIPMENT				
650	MOTOR VEHICLES	1,600.00			1,600.00
660	LAND				
670	IMPROVEMENTS OTHER THAN BLDGS	290,229.94			290,229.94
680	REMODELING AND RENOVATIONS	4,694,328.49			4,694,328.49
690	COMPUTER SOFTWARE				
9700	TRANSFER OF FUNDS				
910	TRANSFERS TO GENERAL FUND	5,613,500.00			5,613,500.00
920	TRANSFERS TO DEBT SERVICE FUND	8,813,430.00	326,890.04		9,140,320.04
ENDING FUND BALANCE		12,196,354.98		(326,890.04)	11,869,464.94
TOTAL		31,613,043.41	326,890.04 <small>(0.00)</small>	(326,890.04)	31,613,043.41

DATE ADOPTED BY SCHOOL BOARD: March 5, 2019

Kan Park

 DISTRICT SUPERINTENDENT

January 2019 Budget Amendments
RESOLUTION TO AMEND DISTRICT SCHOOL BUDGET
 THE DISTRICT SCHOOL BOARD OF COLLIER COUNTY
 CAPITAL PROJECT FUND 378 - 2018 CAPITAL IMPROVEMENT TAX
 RESOLUTION NUMBER 378-04

ESTIMATED REVENUE AND BEGINNING FUND BALANCE					
REVENUE	DESCRIPTION	PRESENT BUDGET	INCREASE	(DECREASE)	REVISED BUDGET
BALANCE FORWARD		74,640,608.89			74,640,608.89
3413	DIST LOCAL CAPITAL IMPROVE TAX	219,773.58			219,773.58
3431	INTEREST ON INVESTMENTS	830,000.00			830,000.00
3433	NET INC /DEC IN FMV OF INVEST.				
3490	MISCELLANEOUS LOCAL SOURCES	1,298.90	197.40		1,496.30
3497	REFUNDS OF PRIOR YEAR EXPEND	2,012,215.00			2,012,215.00
TOTAL		77,703,896.37	197.40		77,704,093.77

ESTIMATED APPROPRIATIONS & ENDING FUND BALANCE					
FUNCTION / OBJECT	DESCRIPTION	PRESENT BUDGET	INCREASE	(DECREASE)	REVISED BUDGET
7400	FACILITIES ACQUISITION & CONST				
610	LIBRARY BOOKS				
620	AUDIO-VISUAL MATERIALS				
630	BUILDINGS AND FIXED EQUIPMENT	22,271.81			22,271.81
640	FURNITURE, FIXTURES & EQUIPMENT	1,446,197.96			1,446,197.96
650	MOTOR VEHICLES	9,922,313.00			9,922,313.00
660	LAND				
670	IMPROVEMENTS OTHER THAN BLDGS	4,690,384.80	30,000.00		4,720,384.80
680	REMODELING AND RENOVATIONS	28,087,657.28		(30,000.00)	28,057,657.28
690	COMPUTER SOFTWARE				
9700	TRANSFER OF FUNDS				
910	TRANSFERS TO GENERAL FUND				
920	TRANSFERS TO DEBT SERVICE FUND	440,000.00		(440,000.00)	
ENDING FUND BALANCE		33,095,071.52	440,197.40		33,535,268.92
			470,197.40	(470,000.00)	
TOTAL		77,703,896.37	197.40		77,704,093.77

DATE ADOPTED BY SCHOOL BOARD: _____

March 5, 2019



 DISTRICT SUPERINTENDENT

January 2019 Budget Amendments
RESOLUTION TO AMEND DISTRICT SCHOOL BUDGET
THE DISTRICT SCHOOL BOARD OF COLLIER COUNTY
SPECIAL REVENUE FUND 410 - FOOD SERVICE
RESOLUTION NUMBER 410-05

ESTIMATED REVENUE AND BEGINNING FUND BALANCE					
REVENUE	DESCRIPTION	PRESENT BUDGET	INCREASE	(DECREASE)	REVISED BUDGET
BALANCE FORWARD		14,256,499.08			14,256,499.08
326A	SUMMER FOOD PROGRAM-BREAKFAST	64,889.00			64,889.00
326B	AFTER SCHOOL SUPPER PROGRAM				
3261	SCHOOL LUNCH REIMBURSEMENT	13,140,931.00			13,140,931.00
3262	SCHOOL BREAKFAST REIMBURSEMENT	4,122,077.00			4,122,077.00
3263	AFTER SCHOOL SNACK REIMB	10,044.00			10,044.00
3264	CHILD CARE FOOD PGM REIMB	600,000.00			600,000.00
3265	USDA DONATED COMMODITIES	2,000,000.00			2,000,000.00
3266	CASH IN LIEU OF COMMODITIES	40,000.00			40,000.00
3267	SUMMER FOOD PROGRAM-LUNCH	118,000.00			118,000.00
3268	FRESH FRUIT AND VEGETABLE PRG	150,000.00			150,000.00
3269	OTHER FOOD SERVICES	65,000.00			65,000.00
3337	SCHOOL BREAKFAST SUPPLEMENT	63,910.00			63,910.00
3338	SCHOOL LUNCH SUPPLEMENT	80,500.00			80,500.00
3390	MISCELLANEOUS STATE REVENUE				
3395	TEACHERS AS ADVISORS				
3431	INTEREST ON INVESTMENTS	30,000.00			30,000.00
3451	FOOD SALES (STUDENT LUNCHES)	1,200,000.00			1,200,000.00
3452	STUDENT BREAKFAST				
3453	ADULT BREAKFASTS/LUNCHES	75,000.00			75,000.00
3454	STUDENT & ADULT A LA CARTE	3,000,000.00			3,000,000.00
3456	OTHER FOOD SALES	70,000.00			70,000.00
3457	CASH OVER/CASH SHORT FOOD SALE				
3490	MISCELLANEOUS LOCAL SOURCES	25,000.00			25,000.00
3494	RECEIPT OF FED INDIRECT COST				
3495	OTHER MISC LOCAL SERVICES				
3497	REFUND OF PRIOR YEAR EXPEND	1,000.00			1,000.00
3733	SALE OF EQUIPMENT				
3742	FEMA LOSS RECOVERY - FEMA				
3743	FEMA LOSS RECOVERY - STATE				
TOTAL		39,112,850.08			39,112,850.08

ESTIMATED APPROPRIATIONS & ENDING FUND BALANCE					
FUNCTION / OBJECT	DESCRIPTION	PRESENT BUDGET	INCREASE	(DECREASE)	REVISED BUDGET
7600	FOOD SERVICES				
100	SALARIES	6,474,613.93		(66,100.00)	6,408,513.93
200	EMPLOYEE BENEFITS	2,693,491.07	6,400.00		2,699,891.07
300	PURCHASED SERVICES	2,232,732.64		(93,800.00)	2,138,932.64
400	ENERGY SERVICES	583,000.00			583,000.00
500	MATERIALS AND SUPPLIES	11,812,389.59		(153,000.00)	11,659,389.59
600	CAPITAL OUTLAY	4,748,950.61	305,000.00		5,053,950.61
700	OTHER EXPENSES	623,140.00	1,500.00		624,640.00
7700	CENTRAL SERVICES				
100	SALARIES				
200	EMPLOYEE BENEFITS				
ENDING FUND BALANCE		9,944,532.24			9,944,532.24
TOTAL		39,112,850.08	312,900.00	(312,900.00)	39,112,850.08

DATE ADOPTED BY SCHOOL BOARD: _____ March 5, 2019 _____

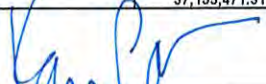

DISTRICT SUPERINTENDENT

January 2019 Budget Amendments
RESOLUTION TO AMEND DISTRICT SCHOOL BUDGET
 THE DISTRICT SCHOOL BOARD OF COLLIER COUNTY
 SPECIAL REVENUE FUND 420 - DOE/STATE
 RESOLUTION NUMBER 420-05

ESTIMATED REVENUE AND BEGINNING FUND BALANCE					
REVENUE	DESCRIPTION	PRESENT BUDGET	INCREASE	(DECREASE)	REVISED BUDGET
BALANCE FORWARD					
3201	CAREER & TECHNICAL EDUCATION	555,039.00			555,039.00
3220	WORKFORCE INVESTMENT ACT				
3221	ADULT GENERAL EDUCATION	684,338.00			684,338.00
3222	ENGLISH LITERACY & CIVICS EDUC	204,133.00			204,133.00
3223	ADULT MIGRANT EDUCATION	394,084.00			394,084.00
3225	TEACHER TRAINING TITLE II PT A	1,619,120.00			1,619,120.00
3226	MATH & SCI PRS TITLE II PART B				
3230	INDIV WITH DISABL EDUC ACT	10,725,886.11			10,725,886.11
3240	ELEM & SECONDARY EDUC ACT TI I	18,410,622.99		(62,552.34)	18,348,070.65
3241	LANGUAGE INSTRUCTION TITLE III	1,092,100.63			1,092,100.63
3242	ESEA TITLE II BASIC SKILLS	865,035.55		(9,345.40)	855,690.15
3251	ADULT GENERAL EDUCATION				
3290	OTHER FEDERAL THROUGH STATE	348,433.77			348,433.77
3293	EMERGENCY IMMIGRANT EDUCATION				
3299	MISC FED THRU STATE REVENUE	2,328,576.00			2,328,576.00
3461	ADULT GENERAL ED COURSE FEES				
3490	MISCELLANEOUS LOCAL SOURCES				
				(71,897.74)	
TOTAL		37,227,369.05		(71,897.74)	37,155,471.31

ESTIMATED APPROPRIATIONS & ENDING FUND BALANCE					
FUNCTION	DESCRIPTION	PRESENT BUDGET	INCREASE	(DECREASE)	REVISED BUDGET
5000	INSTRUCTION	17,198,478.63	8,412.16		17,206,890.79
6100	STUDENT SUPPORT SERVICES	519,700.19		(14,628.98)	505,071.21
6110	ATTENDANCE AND SOCIAL	104,835.82			104,835.82
6120	GUIDANCE SERVICES	247,601.21	33,692.35		281,293.56
6130	HEALTH SERVICES	10,950.00	74.65		11,024.65
6140	PSYCHOLOGICAL SERVICES	2,247.29		(86.20)	2,161.09
6150	PARENTAL INVOLVEMENT	757,408.10		(3,492.76)	753,915.34
6190	OTHER PUPIL PERSONNEL	580,630.03		(78.71)	580,551.32
6200	INSTRUCTIONAL MEDIA SERVICES	50,141.58			50,141.58
6300	INST AND CURRICULUM DEVEL SERV	6,423,209.81	15,028.07		6,438,237.88
6400	INSTRUCTIONAL STAFF TRNG SERV	7,012,623.00		(111,956.10)	6,900,666.90
6500	INSTRUCTION RELATED TECHNOLOGY				
7200	GENERAL ADMINISTRATION	1,354,931.84		(3,990.99)	1,350,940.85
7300	SCHOOL ADMINISTRATION	146,773.24	859.66		147,632.90
7400	FACILITIES ACQUISITION & CONST	2,012,215.00			2,012,215.00
7500	FISCAL SERVICES				
7600	FOOD SERVICES				
7700	CENTRAL SERVICES	700.00			700.00
7730	STAFF SERVICES	311,550.90	6,347.37		317,898.27
7790	OTHER GENERAL SERVICES	78,197.75			78,197.75
7800	PUPIL TRANSPORTATION SERVICES	91,295.24		(2,028.54)	89,266.70
7900	OPERATION OF PLANT	153,044.48		(49.72)	152,994.76
8100	MAINTENANCE OF PLANT	170,834.94			170,834.94
8200	ADMINISTRATIVE TECHNOLOGY SERV				
ENDING FUND BALANCE					
		37,227,369.05		64,414.26	(136,312.00)
				(71,897.74)	37,155,471.31

DATE ADOPTED BY SCHOOL BOARD: March 5, 2019




 DISTRICT SUPERINTENDENT

February 2019 Budget Amendments
RESOLUTION TO AMEND DISTRICT SCHOOL BUDGET
 THE DISTRICT SCHOOL BOARD OF COLLIER COUNTY
 GENERAL FUND
 RESOLUTION NUMBER 100-06

ESTIMATED REVENUE AND BEGINNING FUND BALANCE					
REVENUE	DESCRIPTION	PRESENT BUDGET	INCREASE	(DECREASE)	REVISED BUDGET
	BALANCE FORWARD	94,312,141.05			94,312,141.05
3190	OTHER FEDERAL DIRECT				
3191	ROTC	490,000.00			490,000.00
3202	MEDICAID	1,450,000.00			1,450,000.00
3290	OTHER FEDERAL THRU STATE				
3299	MISC FED THRU STATE	3,143,590.00			3,143,590.00
3310	FLORIDA EDUC FINANCE PROG.	29,119,697.00			29,119,697.00
3315	WORKFORCE DEVELOPMENT				
3317	WORKFORCE PERFORMANCE				
3318	ADULT HANDICAPPED				
3323	CAPITAL OUTLAY & DEBT SERV.	29,140.00			29,140.00
3340	OTHER STATE REVENUE				
3341	SALES TAX DISTRIBUTION	446,500.00			446,500.00
3343	STATE LICENSE TAX	105,000.00			105,000.00
3344	DISCRETIONARY LOTTERY	172,859.00			172,859.00
3355	CLASS SIZE REDUCTION	54,565,638.00			54,565,638.00
3361	SCHOOL RECOGNITION	2,819,871.00			2,819,871.00
3371	VOLUNTARY PRE-K	1,272,734.48			1,272,734.48
3390	MISC. STATE				
3399	OTHER MISC. STATE REV.	103,330.00			103,330.00
3411	DISTRICT SCHOOL TAX	316,941,775.00			316,941,775.00
3422	PAYMENTS IN LIEU OF TAXES	2,000.00			2,000.00
3425	RENT	255,000.00			255,000.00
3431	INTEREST ON INVESTMENTS	1,670,000.00			1,670,000.00
3440	GIFTS, GRANTS AND BEQUESTS	356,300.59	53,055.23		409,355.82
346A	TECHNOLOGY FEE				
3461	ADULT GENERAL ED. FEES				
3462	POST SECONDARY VOCATIONAL				
3463	CONT. WORKFORCE FEES				
3464	CAPITAL IMPROVEMENT FEES				
3465	POST SECONDARY LAB FEES				
3466	LIFELONG LEARNING FEES				
3467	GED TESTING FEES				
3468	FINANCIAL AID FEES				
3469	OTHER STUDENT FEES				
3477	CUSTOMIZED PROGRAM FEES				
3484	PREMIUM REVENUE	80,000.00			80,000.00
3486	INSURANCE PREMIUM				
349A	AFTER SCHOOL PROGRAM	417,417.36	29,401.01		446,818.37
349S	SUMMER ACTIVITY PROGRAM	67,967.78	97,652.46		165,620.24
349R	RESTRICTED LOCAL				
3490	MISCELLANEOUS LOCAL	3,387,438.74	46,874.75		3,434,313.49
3494	RECPT OF FEDERAL INDIRECT	1,250,000.00			1,250,000.00
3497	REFUNDS PRIOR YEAR EXPENSE	276,800.28			276,800.28
3498	LOST/DAMAGED TEXTBOOKS				
3499	FOOD SERV. INDIRECT	450,000.00			450,000.00
3630	TRANSFER FROM CAPITAL FD.	34,931,128.44	11,110.00		34,942,238.44
3733	SALE OF EQUIPMENT	5,000.00			5,000.00
3740	LOSS RECOVERIES				
3741	INSURANCE LOSS RECOVERY	75,882.57			75,882.57
3742	FEMA LOSS RECOVERY				
3743	FEMA LOSS RECOVERY (STATE)				
			238,093.45		
TOTAL		548,197,211.29		238,093.45	548,435,304.74

ESTIMATED APPROPRIATIONS & ENDING FUND BALANCE					
FUNCTION	DESCRIPTION	PRESENT BUDGET	INCREASE	(DECREASE)	REVISED BUDGET
5000	DIRECT INSTRUCTION	308,315,040.99	12,716.01		308,327,757.00
6100	STUDENT SUPPORT SERVICES	19,337,345.96		(26,926.63)	19,310,419.33
6200	INSTRUCTIONAL MEDIA	6,180,332.50		(46,949.98)	6,133,382.52
6300	CURRICULUM DEVELOPMENT	7,265,941.40		(83,460.98)	7,182,480.42
6400	INSTRUCTIONAL STAFF TRNG	4,258,139.19	39,894.42		4,298,033.61
6500	INSTRUCTIONAL TECHNOLOGY	1,385,216.48		(88,517.82)	1,296,698.66
7100	SCHOOL BOARD & ATTORNEY	1,507,063.85	11,185.41		1,518,249.26
7200	GENERAL ADMINISTRATION	1,538,024.45	14,819.32		1,552,843.77
7300	SCHOOL ADMINISTRATION	29,147,467.05	78,592.20		29,226,059.25
7400	FACILITIES ACQUISITION	1,637,815.80	12,004.10		1,649,819.90
7500	FISCAL SERVICES	3,215,729.31	31,080.52		3,246,809.83
7700	CENTRAL SERVICES	8,998,745.11	21,913.11		9,020,658.22
7800	PUPIL TRANSPORTATION	22,211,687.49	170,137.14		22,381,824.63
7900	OPERATION OF PLANT	35,919,981.23	19,966.51		35,939,947.74
8100	MAINTENANCE OF PLANT	19,915,720.48		(151,617.16)	19,764,103.32
8200	ADMINISTRATIVE TECHNOLOGY	3,461,967.83	223,257.28		3,685,225.11
9100	COMMUNITY SERVICES				
9200	DEBT SERVICE				
	ENDING FUND BALANCE	73,900,992.17			73,900,992.17
			635,566.02	(397,472.57)	
TOTAL		548,197,211.29		238,093.45	548,435,304.74

DATE ADOPTED BY SCHOOL BOARD: April 16, 2019



 DISTRICT SUPERINTENDENT

February 2019 Budget Amendments
RESOLUTION TO AMEND DISTRICT SCHOOL BUDGET
 THE DISTRICT SCHOOL BOARD OF COLLIER COUNTY
 DEBT SERVICE FUND 29B - COPS 10-11 SERIES 2010
 RESOLUTION NUMBER 29B-01

ESTIMATED REVENUE AND BEGINNING FUND BALANCE					
REVENUE	DESCRIPTION	PRESENT BUDGET	INCREASE	(DECREASE)	REVISED BUDGET
BALANCE FORWARD		103,323.23			103,323.23
3431	INTEREST ON INVESTMENTS	1,000.00			1,000.00
3630	TRANSF FR CAPITAL PROJECT FUND	1,047,040.00	226,454.24		1,273,494.24
TOTAL		1,151,363.23	226,454.24		1,377,817.47

ESTIMATED APPROPRIATIONS & ENDING FUND BALANCE					
FUNCTION / OBJECT	DESCRIPTION	PRESENT BUDGET	INCREASE	(DECREASE)	REVISED BUDGET
9200	DEBT SERVICE				
710	REDEMPTION OF PRINCIPAL	850,000.00			850,000.00
720	INTEREST	206,185.00			206,185.00
730	DUES AND FEES	2,500.00			2,500.00
9700	TRANSFER OF FUNDS		226,454.24		226,454.24
930	TRANSFER TO CAPITAL PRO				
ENDING FUND BALANCE		92,678.23			92,678.23
TOTAL		1,151,363.23	226,454.24		1,377,817.47

DATE ADOPTED BY SCHOOL BOARD: April 16, 2019



 DISTRICT SUPERINTENDENT

February 2019 Budget Amendments
RESOLUTION TO AMEND DISTRICT SCHOOL BUDGET
 THE DISTRICT SCHOOL BOARD OF COLLIER COUNTY
 CAPITAL PROJECT FUND 377 - 2017 CAPITAL IMPROVEMENT TAX
 RESOLUTION NUMBER 377-05

ESTIMATED REVENUE AND BEGINNING FUND BALANCE					
REVENUE	DESCRIPTION	PRESENT BUDGET	INCREASE	(DECREASE)	REVISED BUDGET
BALANCE FORWARD		31,170,906.00			31,170,906.00
3413	DIST LOCAL CAPITAL IMPROVE TAX				
3431	INTEREST ON INVESTMENTS	435,000.00			435,000.00
3433	NET INC /DEC IN FMV OF INVEST.				
3497	REFUNDS OF PRIOR YEAR EXPEND	7,137.41			7,137.41
TOTAL		31,613,043.41			31,613,043.41

ESTIMATED APPROPRIATIONS & ENDING FUND BALANCE					
FUNCTION / OBJECT	DESCRIPTION	PRESENT BUDGET	INCREASE	(DECREASE)	REVISED BUDGET
7400	FACILITIES ACQUISITION & CONST				
610	LIBRARY BOOKS				
620	AUDIO-VISUAL MATERIALS				
630	BUILDINGS AND FIXED EQUIPMENT	3,600.00			3,600.00
640	FURNITURE, FIXTURES & EQUIPMENT				
650	MOTOR VEHICLES	1,600.00			1,600.00
660	LAND				
670	IMPROVEMENTS OTHER THAN BLDGS	290,229.94			290,229.94
680	REMODELING AND RENOVATIONS	4,694,328.49	36,633.41		4,730,961.90
690	COMPUTER SOFTWARE				
9700	TRANSFER OF FUNDS				
910	TRANSFERS TO GENERAL FUND	5,613,500.00			5,613,500.00
920	TRANSFERS TO DEBT SERVICE FUND	9,140,320.04		(36,633.41)	9,103,686.63
ENDING FUND BALANCE		11,869,464.94			11,869,464.94
			36,633.41	(36,633.41)	
TOTAL		31,613,043.41	0.00		31,613,043.41

DATE ADOPTED BY SCHOOL BOARD: April 16, 2019



 DISTRICT SUPERINTENDENT

February 2019 Budget Amendments
RESOLUTION TO AMEND DISTRICT SCHOOL BUDGET
 THE DISTRICT SCHOOL BOARD OF COLLIER COUNTY
 CAPITAL PROJECT FUND 378 - 2018 CAPITAL IMPROVEMENT TAX
 RESOLUTION NUMBER 378-05

ESTIMATED REVENUE AND BEGINNING FUND BALANCE					
REVENUE	DESCRIPTION	PRESENT BUDGET	INCREASE	(DECREASE)	REVISED BUDGET
BALANCE FORWARD		74,640,608.89			74,640,608.89
3413	DIST LOCAL CAPITAL IMPROVE TAX	219,773.58			219,773.58
3431	INTEREST ON INVESTMENTS	830,000.00	200,000.00		1,030,000.00
3433	NET INC /DEC IN FMV OF INVEST.				
3490	MISCELLANEOUS LOCAL SOURCES	1,496.30			1,496.30
3497	REFUNDS OF PRIOR YEAR EXPEND	2,012,215.00			2,012,215.00
TOTAL		77,704,093.77	200,000.00	200,000.00	77,904,093.77

ESTIMATED APPROPRIATIONS & ENDING FUND BALANCE					
FUNCTION / OBJECT	DESCRIPTION	PRESENT BUDGET	INCREASE	(DECREASE)	REVISED BUDGET
7400	FACILITIES ACQUISITION & CONST				
610	LIBRARY BOOKS				
620	AUDIO-VISUAL MATERIALS				
630	BUILDINGS AND FIXED EQUIPMENT	22,271.81			22,271.81
640	FURNITURE, FIXTURES & EQUIPMENT	1,446,197.96			1,446,197.96
650	MOTOR VEHICLES	9,922,313.00			9,922,313.00
660	LAND				
670	IMPROVEMENTS OTHER THAN BLDGS	4,720,384.80			4,720,384.80
680	REMODELING AND RENOVATIONS	28,057,657.28			28,057,657.28
690	COMPUTER SOFTWARE				
9700	TRANSFER OF FUNDS				
910	TRANSFERS TO GENERAL FUND				
920	TRANSFERS TO DEBT SERVICE FUND		19,335,000.00		19,335,000.00
ENDING FUND BALANCE		33,535,268.92	19,335,000.00	(19,135,000.00)	14,400,268.92
TOTAL		77,704,093.77	200,000.00	(19,135,000.00)	77,904,093.77

DATE ADOPTED BY SCHOOL BOARD: April 16, 2019



 DISTRICT SUPERINTENDENT

February 2019 Budget Amendments
RESOLUTION TO AMEND DISTRICT SCHOOL BUDGET
 THE DISTRICT SCHOOL BOARD OF COLLIER COUNTY
 CAPITAL PROJECT FUND 392 - IMPACT FEE
 RESOLUTION NUMBER 392-02

ESTIMATED REVENUE AND BEGINNING FUND BALANCE					
REVENUE	DESCRIPTION	PRESENT BUDGET	INCREASE	(DECREASE)	REVISED BUDGET
BALANCE FORWARD		3,477,665.86			3,477,665.86
3397	CHARTER SCH CAP O/L FUNDING				
3431	INTEREST ON INVESTMENTS	150,000.00			150,000.00
3496	IMPACT FEES	14,000,000.00	5,000,000.00		19,000,000.00
3620	TRANSFER FR DEBT SERVICE FUND		43,448,825.12		43,448,825.12
TOTAL		17,627,665.86	48,448,825.12	48,448,825.12	66,076,490.98

ESTIMATED APPROPRIATIONS & ENDING FUND BALANCE					
FUNCTION / OBJECT	DESCRIPTION	PRESENT BUDGET	INCREASE	(DECREASE)	REVISED BUDGET
7400	FACILITIES ACQUISITION & CONST				
610	LIBRARY BOOKS				
630	BUILDINGS AND FIXED EQUIPMENT				
660	LAND				
670	IMPROVEMENTS OTHER THAN BLDGS				
680	REMODELING AND RENOVATIONS				
730	DUES AND FEES				
9700	TRANSFER OF FUNDS				
920	TRANSFERS TO DEBT SERVICE FUND				
ENDING FUND BALANCE		17,627,665.86	48,448,825.12		66,076,490.98
TOTAL		17,627,665.86	48,448,825.12	48,448,825.12	66,076,490.98

DATE ADOPTED BY SCHOOL BOARD: April 16, 2019

 DISTRICT SUPERINTENDENT

February 2019 Budget Amendments
RESOLUTION TO AMEND DISTRICT SCHOOL BUDGET
 THE DISTRICT SCHOOL BOARD OF COLLIER COUNTY
 SPECIAL REVENUE FUND 410 - FOOD SERVICE
 RESOLUTION NUMBER 410-06

ESTIMATED REVENUE AND BEGINNING FUND BALANCE					
REVENUE	DESCRIPTION	PRESENT BUDGET	INCREASE	(DECREASE)	REVISED BUDGET
BALANCE FORWARD		14,256,499.08			14,256,499.08
326A	SUMMER FOOD PROGRAM-BREAKFAST	64,889.00			64,889.00
326B	AFTER SCHOOL SUPPER PROGRAM				
3261	SCHOOL LUNCH REIMBURSEMENT	13,140,931.00			13,140,931.00
3262	SCHOOL BREAKFAST REIMBURSEMENT	4,122,077.00			4,122,077.00
3263	AFTER SCHOOL SNACK REIMB	10,044.00			10,044.00
3264	CHILD CARE FOOD PGM REIMB	600,000.00			600,000.00
3265	USDA DONATED COMMODITIES	2,000,000.00			2,000,000.00
3266	CASH IN LIEU OF COMMODITIES	40,000.00			40,000.00
3267	SUMMER FOOD PROGRAM-LUNCH	118,000.00			118,000.00
3268	FRESH FRUIT AND VEGETABLE PRG	150,000.00		(23,472.19)	126,527.81
3269	OTHER FOOD SERVICES	65,000.00			65,000.00
3337	SCHOOL BREAKFAST SUPPLEMENT	63,910.00			63,910.00
3338	SCHOOL LUNCH SUPPLEMENT	80,500.00			80,500.00
3390	MISCELLANEOUS STATE REVENUE				
3395	TEACHERS AS ADVISORS				
3431	INTEREST ON INVESTMENTS	30,000.00		(110,129.01)	-80,129.01
3451	FOOD SALES (STUDENT LUNCHE)	1,200,000.00			1,200,000.00
3452	STUDENT BREAKFAST				
3453	ADULT BREAKFASTS/LUNCHE	75,000.00			75,000.00
3454	STUDENT & ADULT A LA CARTE	3,000,000.00			3,000,000.00
3456	OTHER FOOD SALES	70,000.00			70,000.00
3457	CASH OVER/CASH SHORT FOOD SALE				
3490	MISCELLANEOUS LOCAL SOURCES	25,000.00		(2,258.69)	22,741.31
3494	RECEIPT OF FED INDIRECT COST				
3495	OTHER MISC LOCAL SERVICES				
3497	REFUND OF PRIOR YEAR EXPEND	1,000.00			1,000.00
3733	SALE OF EQUIPMENT			(7,637.30)	-7,637.30
3742	FEMA LOSS RECOVERY - FEMA				
3743	FEMA LOSS RECOVERY - STATE				
				(143,497.19)	
TOTAL		39,112,850.08		(143,497.19)	38,969,352.89

ESTIMATED APPROPRIATIONS & ENDING FUND BALANCE					
FUNCTION / OBJECT	DESCRIPTION	PRESENT BUDGET	INCREASE	(DECREASE)	REVISED BUDGET
7600	FOOD SERVICES				
100	SALARIES	6,474,613.93		(124,250.00)	6,350,363.93
200	EMPLOYEE BENEFITS	2,693,491.07	8,950.00		2,702,441.07
300	PURCHASED SERVICES	2,232,732.64		(414,200.00)	1,818,532.64
400	ENERGY SERVICES	583,000.00			583,000.00
500	MATERIALS AND SUPPLIES	11,812,389.59	45,502.81		11,857,892.40
600	CAPITAL OUTLAY	4,748,950.61	339,000.00		5,087,950.61
700	OTHER EXPENSES	623,140.00	1,500.00		624,640.00
7700	CENTRAL SERVICES				
100	SALARIES				
200	EMPLOYEE BENEFITS				
ENDING FUND BALANCE		9,944,532.24			9,944,532.24
			394,952.81	(538,450.00)	
TOTAL		39,112,850.08		(143,497.19)	38,969,352.89

DATE ADOPTED BY SCHOOL BOARD:

April 16, 2019


 DISTRICT SUPERINTENDENT

March 2019 Budget Amendments
RESOLUTION TO AMEND DISTRICT SCHOOL BUDGET
 THE DISTRICT SCHOOL BOARD OF COLLIER COUNTY
 GENERAL FUND
 RESOLUTION NUMBER 100-07

ESTIMATED REVENUE AND BEGINNING FUND BALANCE					
REVENUE	DESCRIPTION	PRESENT BUDGET	INCREASE	(DECREASE)	REVISED BUDGET
	BALANCE FORWARD	94,312,141.05			94,312,141.05
3190	OTHER FEDERAL DIRECT				
3191	ROTC	490,000.00			490,000.00
3202	MEDICAID	1,450,000.00			1,450,000.00
3290	OTHER FEDERAL THRU STATE				
3299	MISC FED THRU STATE	3,143,590.00			3,143,590.00
3310	FLORIDA EDUC FINANCE PROG.	29,119,697.00			29,119,697.00
3315	WORKFORCE DEVELOPMENT				
3317	WORKFORCE PERFORMANCE				
3318	ADULT HANDICAPPED				
3323	CAPITAL OUTLAY & DEBT SERV.	29,140.00			29,140.00
3340	OTHER STATE REVENUE				
3341	SALES TAX DISTRIBUTION	446,500.00			446,500.00
3343	STATE LICENSE TAX	105,000.00			105,000.00
3344	DISCRETIONARY LOTTERY	172,859.00			172,859.00
3355	CLASS SIZE REDUCTION	54,565,638.00			54,565,638.00
3361	SCHOOL RECOGNITION	2,819,871.00			2,819,871.00
3371	VOLUNTARY PRE-K	1,272,734.48			1,272,734.48
3390	MISC. STATE				
3399	OTHER MISC. STATE REV.	103,330.00	3,511,326.00		3,614,656.00
3411	DISTRICT SCHOOL TAX	316,941,775.00			316,941,775.00
3422	PAYMENTS IN LIEU OF TAXES	2,000.00			2,000.00
3425	RENT	255,000.00			255,000.00
3431	INTEREST ON INVESTMENTS	1,670,000.00	500,000.00		2,170,000.00
3440	GIFTS, GRANTS AND BEQUESTS	409,355.82	13,562.41		422,918.23
346A	TECHNOLOGY FEE				
3461	ADULT GENERAL ED. FEES				
3462	POST SECONDARY VOCATIONAL				
3463	CONT. WORKFORCE FEES				
3464	CAPITAL IMPROVEMENT FEES				
3465	POST SECONDARY LAB FEES				
3466	LIFELONG LEARNING FEES				
3467	GED TESTING FEES				
3468	FINANCIAL AID FEES				
3469	OTHER STUDENT FEES				
3477	CUSTOMIZED PROGRAM FEES				
3484	PREMIUM REVENUE	80,000.00			80,000.00
3486	INSURANCE PREMIUM				
349A	AFTER SCHOOL PROGRAM	446,818.37	21,017.33		467,835.70
349S	SUMMER ACTIVITY PROGRAM	165,620.24			165,620.24
349R	RESTRICTED LOCAL				
3490	MISCELLANEOUS LOCAL	3,434,313.49	46,758.19		3,481,071.68
3494	RECPT OF FEDERAL INDIRECT	1,250,000.00			1,250,000.00
3497	REFUNDS PRIOR YEAR EXPENSE	276,800.28	36,150.12		312,950.40
3498	LOST/DAMAGED TEXTBOOKS				
3499	FOOD SERV. INDIRECT	450,000.00			450,000.00
3630	TRANSFER FROM CAPITAL FD.	34,942,238.44	1,300,000.00		36,242,238.44
3733	SALE OF EQUIPMENT	5,000.00			5,000.00
3740	LOSS RECOVERIES				
3741	INSURANCE LOSS RECOVERY	75,882.57			75,882.57
3742	FEMA LOSS RECOVERY				
3743	FEMA LOSS RECOVERY (STATE)				
TOTAL		548,435,304.74	5,428,814.05		553,864,118.79

ESTIMATED APPROPRIATIONS & ENDING FUND BALANCE					
FUNCTION	DESCRIPTION	PRESENT BUDGET	INCREASE	(DECREASE)	REVISED BUDGET
5000	DIRECT INSTRUCTION	308,327,757.00	3,983,875.98		312,311,632.98
6100	STUDENT SUPPORT SERVICES	19,310,419.33		(236,858.90)	19,073,560.43
6200	INSTRUCTIONAL MEDIA	6,133,382.52	81,617.17		6,214,999.69
6300	CURRICULUM DEVELOPMENT	7,182,480.42	72,191.13		7,254,671.55
6400	INSTRUCTIONAL STAFF TRNG	4,298,033.61		(2,316.38)	4,295,717.23
6500	INSTRUCTIONAL TECHNOLOGY	1,296,698.66		(21,530.64)	1,275,168.02
7100	SCHOOL BOARD & ATTORNEY	1,518,249.26		(14,879.68)	1,503,369.58
7200	GENERAL ADMINISTRATION	1,552,843.77	1,277.77		1,554,121.54
7300	SCHOOL ADMINISTRATION	29,226,059.25	108,414.95		29,334,474.20
7400	FACILITIES ACQUISITION	1,649,819.90	797.83		1,650,617.73
7500	FISCAL SERVICES	3,246,809.83	38,606.58		3,285,416.41
7700	CENTRAL SERVICES	9,020,658.22	53,811.58		9,074,469.80
7800	PUPIL TRANSPORTATION	22,381,824.63	880,969.38		23,262,794.01
7900	OPERATION OF PLANT	35,939,947.74	530,238.21		36,470,185.95
8100	MAINTENANCE OF PLANT	19,764,103.32	49,313.44		19,813,416.76
8200	ADMINISTRATIVE TECHNOLOGY	3,685,225.11		(96,714.37)	3,588,510.74
9100	COMMUNITY SERVICES				
9200	DEBT SERVICE				
ENDING FUND BALANCE		73,900,992.17			73,900,992.17
TOTAL		548,435,304.74	5,801,114.02	(372,299.97)	553,864,118.79

DATE ADOPTED BY SCHOOL BOARD: May 7, 2019


 DISTRICT SUPERINTENDENT

March 2019 Budget Amendments
RESOLUTION TO AMEND DISTRICT SCHOOL BUDGET
 THE DISTRICT SCHOOL BOARD OF COLLIER COUNTY
 DEBT SERVICE FUND 29B - COPS 10-11 SERIES 2010
 RESOLUTION NUMBER 29B-02

ESTIMATED REVENUE AND BEGINNING FUND BALANCE					
REVENUE	DESCRIPTION	PRESENT BUDGET	INCREASE	(DECREASE)	REVISED BUDGET
	BALANCE FORWARD	103,323.23			103,323.23
3431	INTEREST ON INVESTMENTS	1,000.00	1,906.00		2,906.00
3630	TRANSF FR CAPITAL PROJECT FUND	1,273,494.24			1,273,494.24
TOTAL		1,377,817.47	1,906.00	1,906.00	1,379,723.47

ESTIMATED APPROPRIATIONS & ENDING FUND BALANCE					
FUNCTION / OBJECT	DESCRIPTION	PRESENT BUDGET	INCREASE	(DECREASE)	REVISED BUDGET
9200	DEBT SERVICE				
710	REDEMPTION OF PRINCIPAL	850,000.00			850,000.00
720	INTEREST	206,185.00			206,185.00
730	DUES AND FEES	2,500.00			2,500.00
ENDING FUND BALANCE		92,678.23	1,906.00	1,906.00	94,584.23
TOTAL		1,377,817.47	1,906.00	1,906.00	1,379,723.47

DATE ADOPTED BY SCHOOL BOARD: May 7, 2019

Kumud Path


 DISTRICT SUPERINTENDENT

March 2019 Budget Amendments
RESOLUTION TO AMEND DISTRICT SCHOOL BUDGET
 THE DISTRICT SCHOOL BOARD OF COLLIER COUNTY
 DEBT SERVICE FUND 29C - COPS 13-14 SERIES 2014A
 RESOLUTION NUMBER 29C-02

ESTIMATED REVENUE AND BEGINNING FUND BALANCE					
REVENUE	DESCRIPTION	PRESENT BUDGET	INCREASE	(DECREASE)	REVISED BUDGET
BALANCE FORWARD		2,428,204.49			2,428,204.49
3431	INTEREST ON INVESTMENTS	10,000.00	8,375.00		18,375.00
3630	TRANSF FR CAPITAL PROJECT FUND	12,390,454.35			12,390,454.35
3715	PROCEEDS OF REFUNDING BONDS				
TOTAL		14,828,658.84	8,375.00		14,837,033.84

ESTIMATED APPROPRIATIONS & ENDING FUND BALANCE					
FUNCTION / OBJECT	DESCRIPTION	PRESENT BUDGET	INCREASE	(DECREASE)	REVISED BUDGET
9200	DEBT SERVICE				
710	REDEMPTION OF PRINCIPAL	1,520,000.00			1,520,000.00
720	INTEREST	4,851,635.00			4,851,635.00
730	DUES AND FEES	2,500.00			2,500.00
760	PAYMTS TO REFUNDED BOND ESCROW				
9700	TRANSFER OF FUNDS				
930	TRANSFER OTO CAPITAL PRO	6,039,499.35			6,039,499.35
ENDING FUND BALANCE		2,415,024.49	8,375.00		2,423,399.49
TOTAL		14,828,658.84	8,375.00		14,837,033.84

DATE ADOPTED BY SCHOOL BOARD: _____ May 7, 2019



 DISTRICT SUPERINTENDENT

March 2019 Budget Amendments
RESOLUTION TO AMEND DISTRICT SCHOOL BUDGET
 THE DISTRICT SCHOOL BOARD OF COLLIER COUNTY
 DEBT SERVICE FUND 291 - COPS 04-05 SERIES 2005A
 RESOLUTION NUMBER 291-02

ESTIMATED REVENUE AND BEGINNING FUND BALANCE					
REVENUE	DESCRIPTION	PRESENT BUDGET	INCREASE	(DECREASE)	REVISED BUDGET
	BALANCE FORWARD	1,917,120.02			1,917,120.02
3431	INTEREST ON INVESTMENTS	40,000.00	20,315.00		60,315.00
3630	TRANSF FR CAPITAL PROJECT FUND	45,452,235.39			45,452,235.39
TOTAL		47,409,355.41	20,315.00	20,315.00	47,429,670.41

ESTIMATED APPROPRIATIONS & ENDING FUND BALANCE					
FUNCTION / OBJECT	DESCRIPTION	PRESENT BUDGET	INCREASE	(DECREASE)	REVISED BUDGET
9200	DEBT SERVICE				
710	REDEMPTION OF PRINCIPAL	18,075,000.00			18,075,000.00
720	INTEREST	3,825,675.00			3,825,675.00
730	DUES AND FEES	2,500.00			2,500.00
9700	TRANSFER OF FUNDS				
930	TRANSFER TO CAPITAL PRO	24,023,528.39			24,023,528.39
ENDING FUND BALANCE		1,482,652.02	20,315.00		1,502,967.02
TOTAL		47,409,355.41	20,315.00	20,315.00	47,429,670.41

DATE ADOPTED BY SCHOOL BOARD: May 7, 2019

Kamal Path
 DISTRICT SUPERINTENDENT

March 2019 Budget Amendments
RESOLUTION TO AMEND DISTRICT SCHOOL BUDGET
 THE DISTRICT SCHOOL BOARD OF COLLIER COUNTY
 CAPITAL PROJECT FUND 377 - 2017 CAPITAL IMPROVEMENT TAX
 RESOLUTION NUMBER 377-05

ESTIMATED REVENUE AND BEGINNING FUND BALANCE					
REVENUE	DESCRIPTION	PRESENT BUDGET	INCREASE	(DECREASE)	REVISED BUDGET
BALANCE FORWARD		31,170,906.00			31,170,906.00
TOTAL		31,613,043.41	60,000.00	60,000.00	31,673,043.41

ESTIMATED APPROPRIATIONS & ENDING FUND BALANCE					
FUNCTION / OBJECT	DESCRIPTION	PRESENT BUDGET	INCREASE	(DECREASE)	REVISED BUDGET
TOTAL		31,613,043.41	60,000.00	60,000.00	31,673,043.41
ENDING FUND BALANCE		11,869,464.94		(1,240,000.00)	10,629,464.94
			1,300,000.00	(1,240,000.00)	

DATE ADOPTED BY SCHOOL BOARD:

May 7, 2019


Kamela Path
 DISTRICT SUPERINTENDENT

March 2019 Budget Amendments
RESOLUTION TO AMEND DISTRICT SCHOOL BUDGET
THE DISTRICT SCHOOL BOARD OF COLLIER COUNTY
CAPITAL PROJECT FUND 392 - IMPACT FEE
RESOLUTION NUMBER 392-03

ESTIMATED REVENUE AND BEGINNING FUND BALANCE					
REVENUE	DESCRIPTION	PRESENT BUDGET	INCREASE	(DECREASE)	REVISED BUDGET
BALANCE FORWARD		3,477,665.86			3,477,665.86
3397	CHARTER SCH CAP O/L FUNDING				
3431	INTEREST ON INVESTMENTS	150,000.00	360,000.00		510,000.00
3496	IMPACT FEES	19,000,000.00			19,000,000.00
3620	TRANSFER FR DEBT SERVICE FUND	43,448,825.12			43,448,825.12
TOTAL		66,076,490.98	360,000.00	360,000.00	66,436,490.98

ESTIMATED APPROPRIATIONS & ENDING FUND BALANCE					
FUNCTION / OBJECT	DESCRIPTION	PRESENT BUDGET	INCREASE	(DECREASE)	REVISED BUDGET
7400	FACILITIES ACQUISITION & CONST				
610	LIBRARY BOOKS				
630	BUILDINGS AND FIXED EQUIPMENT		5,276,650.00		5,276,650.00
660	LAND				
670	IMPROVEMENTS OTHER THAN BLDGS				
680	REMODELING AND RENOVATIONS				
730	DUES AND FEES				
ENDING FUND BALANCE		66,076,490.98		(4,916,650.00)	61,159,840.98
TOTAL		66,076,490.98	5,276,650.00	(4,916,650.00)	66,436,490.98

DATE ADOPTED BY SCHOOL BOARD: May 7, 2019


DISTRICT SUPERINTENDENT

March 2019 Budget Amendments
RESOLUTION TO AMEND DISTRICT SCHOOL BUDGET
THE DISTRICT SCHOOL BOARD OF COLLIER COUNTY
SPECIAL REVENUE FUND 410 - FOOD SERVICE
RESOLUTION NUMBER 410-07

ESTIMATED REVENUE AND BEGINNING FUND BALANCE					
REVENUE	DESCRIPTION	PRESENT BUDGET	INCREASE	(DECREASE)	REVISED BUDGET
BALANCE FORWARD		14,256,499.08			14,256,499.08
326A	SUMMER FOOD PROGRAM-BREAKFAST	64,889.00			64,889.00
326B	AFTER SCHOOL SUPPER PROGRAM				
3261	SCHOOL LUNCH REIMBURSEMENT	13,140,931.00			13,140,931.00
3262	SCHOOL BREAKFAST REIMBURSEMENT	4,122,077.00			4,122,077.00
3263	AFTER SCHOOL SNACK REIMB	10,044.00			10,044.00
3264	CHILD CARE FOOD PGM REIMB	600,000.00	109,765.59		709,765.59
3265	USDA DONATED COMMODITIES	2,000,000.00			2,000,000.00
3266	CASH IN LIEU OF COMMODITIES	40,000.00	10,384.61		50,384.61
3267	SUMMER FOOD PROGRAM-LUNCH	118,000.00			118,000.00
3268	FRESH FRUIT AND VEGETABLE PRG	126,527.81	81,605.68		208,133.49
3269	OTHER FOOD SERVICES	65,000.00			65,000.00
3337	SCHOOL BREAKFAST SUPPLEMENT	63,910.00			63,910.00
3338	SCHOOL LUNCH SUPPLEMENT	80,500.00			80,500.00
3390	MISCELLANEOUS STATE REVENUE				
3395	TEACHERS AS ADVISORS				
3431	INTEREST ON INVESTMENTS	-80,129.01	243,221.38		163,092.37
3451	FOOD SALES (STUDENT LUNCHESES)	1,200,000.00			1,200,000.00
3452	STUDENT BREAKFAST				
3453	ADULT BREAKFASTS/LUNCHESES	75,000.00			75,000.00
3454	STUDENT & ADULT A LA CARTE	3,000,000.00			3,000,000.00
3456	OTHER FOOD SALES	70,000.00			70,000.00
3457	CASH OVER/CASH SHORT FOOD SALE				
3490	MISCELLANEOUS LOCAL SOURCES	22,741.31	4,797.38		27,538.69
3494	RECEIPT OF FED INDIRECT COST				
3495	OTHER MISC LOCAL SERVICES				
3497	REFUND OF PRIOR YEAR EXPEND	1,000.00			1,000.00
3733	SALE OF EQUIPMENT	-7,637.30	16,044.60		8,407.30
3742	FEMA LOSS RECOVERY - FEMA				
3743	FEMA LOSS RECOVERY - STATE				
TOTAL		38,969,352.89	465,819.24	465,819.24	39,435,172.13

ESTIMATED APPROPRIATIONS & ENDING FUND BALANCE					
FUNCTION / OBJECT	DESCRIPTION	PRESENT BUDGET	INCREASE	(DECREASE)	REVISED BUDGET
7600	FOOD SERVICES				
100	SALARIES	6,350,363.93		(184,701.88)	6,165,662.05
200	EMPLOYEE BENEFITS	2,702,441.07	150,901.88		2,853,342.95
300	PURCHASED SERVICES	1,818,532.64	28,500.00		1,847,032.64
400	ENERGY SERVICES	583,000.00			583,000.00
500	MATERIALS AND SUPPLIES	11,857,892.40	440,819.24		12,298,711.64
600	CAPITAL OUTLAY	5,087,950.61	25,000.00		5,112,950.61
700	OTHER EXPENSES	624,640.00	5,300.00		629,940.00
7700	CENTRAL SERVICES				
100	SALARIES				
200	EMPLOYEE BENEFITS				
ENDING FUND BALANCE		9,944,532.24	650,521.12	(184,701.88)	9,944,532.24
TOTAL		38,969,352.89	465,819.24	465,819.24	39,435,172.13

DATE ADOPTED BY SCHOOL BOARD: May 7, 2019



 DISTRICT SUPERINTENDENT

April 2019 Budget Amendments
RESOLUTION TO AMEND DISTRICT SCHOOL BUDGET
THE DISTRICT SCHOOL BOARD OF COLLIER COUNTY
GENERAL FUND
RESOLUTION NUMBER 100-08

ESTIMATED REVENUE AND BEGINNING FUND BALANCE					
REVENUE	DESCRIPTION	PRESENT BUDGET	INCREASE	(DECREASE)	REVISED BUDGET
	BALANCE FORWARD	94,312,141.05			94,312,141.05
3190	OTHER FEDERAL DIRECT				
3191	ROTC	490,000.00			490,000.00
3202	MEDICAID	1,450,000.00			1,450,000.00
3290	OTHER FEDERAL THRU STATE				
3299	MISC FED THRU STATE	3,143,590.00			3,143,590.00
3310	FLORIDA EDUC FINANCE PROG.	29,119,697.00		(638,876.00)	28,480,821.00
3315	WORKFORCE DEVELOPMENT				
3317	WORKFORCE PERFORMANCE				
3318	ADULT HANDICAPPED				
3323	CAPITAL OUTLAY & DEBT SERV.	29,140.00			29,140.00
3340	OTHER STATE REVENUE				
3341	SALES TAX DISTRIBUTION	446,500.00			446,500.00
3343	STATE LICENSE TAX	105,000.00			105,000.00
3344	DISCRETIONARY LOTTERY	172,859.00		(405.00)	172,454.00
3355	CLASS SIZE REDUCTION	54,565,638.00			54,565,638.00
3361	SCHOOL RECOGNITION	2,819,871.00			2,819,871.00
3371	VOLUNTARY PRE-K	1,272,734.48			1,272,734.48
3390	MISC. STATE				
3399	OTHER MISC. STATE REV.	3,614,656.00	504.00		3,615,160.00
3411	DISTRICT SCHOOL TAX	316,941,775.00			316,941,775.00
3422	PAYMENTS IN LIEU OF TAXES	2,000.00			2,000.00
3425	RENT	255,000.00			255,000.00
3431	INTEREST ON INVESTMENTS	2,170,000.00			2,170,000.00
3440	GIFTS, GRANTS AND BEQUESTS	422,918.23	73,347.00		496,265.23
346A	TECHNOLOGY FEE				
3461	ADULT GENERAL ED. FEES				
3462	POST SECONDARY VOCATIONAL				
3463	CONT. WORKFORCE FEES				
3464	CAPITAL IMPROVEMENT FEES				
3465	POST SECONDARY LAB FEES				
3466	LIFELONG LEARNING FEES				
3467	GED TESTING FEES				
3468	FINANCIAL AID FEES				
3469	OTHER STUDENT FEES				
3477	CUSTOMIZED PROGRAM FEES				
3484	PREMIUM REVENUE	80,000.00			80,000.00
3486	INSURANCE PREMIUM				
349A	AFTER SCHOOL PROGRAM	467,835.70	22,490.47		490,326.17
349S	SUMMER ACTIVITY PROGRAM	165,620.24			165,620.24
349R	RESTRICTED LOCAL				
3490	MISCELLANEOUS LOCAL	3,481,071.68	111,867.42		3,592,939.10
3494	RECPT OF FEDERAL INDIRECT	1,250,000.00			1,250,000.00
3497	REFUNDS PRIOR YEAR EXPENSE	312,950.40	138.30		313,088.70
3498	LOST/DAMAGED TEXTBOOKS				
3499	FOOD SERV. INDIRECT	450,000.00			450,000.00
3630	TRANSFER FROM CAPITAL FD.	36,242,238.44		(1,700,000.00)	34,542,238.44
3733	SALE OF EQUIPMENT	5,000.00			5,000.00
3740	LOSS RECOVERIES				
3741	INSURANCE LOSS RECOVERY	75,882.57	1,800,000.00		1,875,882.57
3742	FEMA LOSS RECOVERY				
3743	FEMA LOSS RECOVERY (STATE)				
TOTAL		553,864,118.79	2,008,347.19 (330,933.81)	(2,339,281.00)	553,533,184.98

ESTIMATED APPROPRIATIONS & ENDING FUND BALANCE					
FUNCTION	DESCRIPTION	PRESENT BUDGET	INCREASE	(DECREASE)	REVISED BUDGET
5000	DIRECT INSTRUCTION	312,311,632.98		(12,417.59)	312,299,215.39
6100	STUDENT SUPPORT SERVICES	19,073,560.43		(99,240.25)	18,974,320.18
6200	INSTRUCTIONAL MEDIA	6,214,999.69	23,623.58		6,238,623.27
6300	CURRICULUM DEVELOPMENT	7,254,671.55		(9,578.08)	7,245,093.47
6400	INSTRUCTIONAL STAFF TRNG	4,295,717.23	184,382.23		4,480,099.46
6500	INSTRUCTIONAL TECHNOLOGY	1,275,168.02	116,629.25		1,391,797.27
7100	SCHOOL BOARD & ATTORNEY	1,503,369.58		(25,700.00)	1,477,669.58
7200	GENERAL ADMINISTRATION	1,554,121.54		(3,154.11)	1,550,967.43
7300	SCHOOL ADMINISTRATION	29,334,474.20	10,798.12		29,345,272.32
7400	FACILITIES ACQUISITION	1,650,617.73			1,650,617.73
7500	FISCAL SERVICES	3,285,416.41	1,249.45		3,286,665.86
7700	CENTRAL SERVICES	9,074,469.80	44,623.16		9,119,092.96
7800	PUPIL TRANSPORTATION	23,262,794.01	15,824.38		23,278,618.39
7900	OPERATION OF PLANT	36,470,185.95		(287,073.73)	36,183,112.22
8100	MAINTENANCE OF PLANT	19,813,416.76		(9,838.63)	19,803,578.13
8200	ADMINISTRATIVE TECHNOLOGY	3,588,510.74	37,533.41		3,626,044.15
9100	COMMUNITY SERVICES				
9200	DEBT SERVICE				
ENDING FUND BALANCE		73,900,992.17	434,663.58 (330,933.81)	(318,595.00) (765,597.39)	73,582,397.17
TOTAL		553,864,118.79			553,533,184.98

DATE ADOPTED BY SCHOOL BOARD: June 4, 2019


DISTRICT SUPERINTENDENT

April 2019 Budget Amendments
RESOLUTION TO AMEND DISTRICT SCHOOL BUDGET
THE DISTRICT SCHOOL BOARD OF COLLIER COUNTY
SPECIAL REVENUE FUND 410 - FOOD SERVICE
RESOLUTION NUMBER 410-08

ESTIMATED REVENUE AND BEGINNING FUND BALANCE					
REVENUE	DESCRIPTION	PRESENT BUDGET	INCREASE	(DECREASE)	REVISED BUDGET
BALANCE FORWARD		14,256,499.08			14,256,499.08
326A	SUMMER FOOD PROGRAM-BREAKFAST	64,889.00			64,889.00
326B	AFTER SCHOOL SUPPER PROGRAM				
3261	SCHOOL LUNCH REIMBURSEMENT	13,140,931.00			13,140,931.00
3262	SCHOOL BREAKFAST REIMBURSEMENT	4,122,077.00			4,122,077.00
3263	AFTER SCHOOL SNACK REIMB	10,044.00			10,044.00
3264	CHILD CARE FOOD PGM REIMB	709,765.59	298,933.18		1,008,698.77
3265	USDA DONATED COMMODITIES	2,000,000.00			2,000,000.00
3266	CASH IN LIEU OF COMMODITIES	50,384.61	21,214.08		71,598.69
3267	SUMMER FOOD PROGRAM-LUNCH	118,000.00			118,000.00
3268	FRESH FRUIT AND VEGETABLE PRG	208,133.49	59,374.32		267,507.81
3269	OTHER FOOD SERVICES	65,000.00			65,000.00
3337	SCHOOL BREAKFAST SUPPLEMENT	63,910.00	57,006.00		120,916.00
3338	SCHOOL LUNCH SUPPLEMENT	80,500.00	63,771.00		144,271.00
3390	MISCELLANEOUS STATE REVENUE				
3395	TEACHERS AS ADVISORS				
3431	INTEREST ON INVESTMENTS	163,092.37	52,030.14		215,122.51
3451	FOOD SALES (STUDENT LUNCHES)	1,200,000.00	106,763.00		1,306,763.00
3452	STUDENT BREAKFAST				
3453	ADULT BREAKFASTS/LUNCHES	75,000.00	2,265.00		77,265.00
3454	STUDENT & ADULT A LA CARTE	3,000,000.00			3,000,000.00
3456	OTHER FOOD SALES	70,000.00			70,000.00
3457	CASH OVER/CASH SHORT FOOD SALE				
3490	MISCELLANEOUS LOCAL SOURCES	27,538.69			27,538.69
3494	RECEIPT OF FED INDIRECT COST				
3495	OTHER MISC LOCAL SERVICES				
3497	REFUND OF PRIOR YEAR EXPEND	1,000.00	2,978.42		3,978.42
3733	SALE OF EQUIPMENT	8,407.30			8,407.30
3742	FEMA LOSS RECOVERY - FEMA				
3743	FEMA LOSS RECOVERY - STATE				
TOTAL		39,435,172.13	664,335.14	664,335.14	40,099,507.27

ESTIMATED APPROPRIATIONS & ENDING FUND BALANCE					
FUNCTION / OBJECT	DESCRIPTION	PRESENT BUDGET	INCREASE	(DECREASE)	REVISED BUDGET
7600	FOOD SERVICES				
100	SALARIES	6,165,662.05	64,540.77		6,230,202.82
200	EMPLOYEE BENEFITS	2,853,342.95	18,887.12		2,872,230.07
300	PURCHASED SERVICES	1,847,032.64	38,748.23		1,885,780.87
400	ENERGY SERVICES	583,000.00			583,000.00
500	MATERIALS AND SUPPLIES	12,298,711.64		(335,840.98)	11,962,870.66
600	CAPITAL OUTLAY	5,112,950.61	875,000.00		5,987,950.61
700	OTHER EXPENSES	629,940.00	3,000.00		632,940.00
7700	CENTRAL SERVICES				
100	SALARIES				
200	EMPLOYEE BENEFITS				
ENDING FUND BALANCE		9,944,532.24	1,000,176.12	(335,840.98)	9,944,532.24
TOTAL		39,435,172.13	664,335.14	664,335.14	40,099,507.27

DATE ADOPTED BY SCHOOL BOARD:

June 4, 2019

Kamela Patta
 DISTRICT SUPERINTENDENT

April 2019 Budget Amendments
RESOLUTION TO AMEND DISTRICT SCHOOL BUDGET
 THE DISTRICT SCHOOL BOARD OF COLLIER COUNTY
 SPECIAL REVENUE FUND 421 - HEAD START
 RESOLUTION NUMBER 421-08

ESTIMATED REVENUE AND BEGINNING FUND BALANCE					
REVENUE	DESCRIPTION	PRESENT BUDGET	INCREASE	(DECREASE)	REVISED BUDGET
BALANCE FORWARD					
3130	HEAD START	3,097,725.86			3,097,725.86
3490	MISCELLANEOUS LOCAL SOURCES	774,380.00			774,380.00
TOTAL		3,872,105.86			3,872,105.86

ESTIMATED APPROPRIATIONS & ENDING FUND BALANCE					
FUNCTION	DESCRIPTION	PRESENT BUDGET	INCREASE	(DECREASE)	REVISED BUDGET
5000	INSTRUCTION	2,427,201.25		(3,226.86)	2,423,974.39
6100	STUDENT SUPPORT SERVICES	722,952.66		(14,274.75)	708,677.91
6200	INSTRUCTIONAL MEDIA SERVICES				
6300	INST AND CURRICULUM DEVEL SERV	482,463.04	915.61		483,378.65
6400	INSTRUCTIONAL STAFF TRNG SERV	34,609.88			34,609.88
7200	GENERAL ADMINISTRATION	119,359.95			119,359.95
7300	SCHOOL ADMINISTRATION				
7400	FACILITIES ACQUISITION & CONST				
7600	FOOD SERVICES				
7700	CENTRAL SERVICES	4,921.08			4,921.08
7800	PUPIL TRANSPORTATION SERVICES	44,380.00	27,586.00		71,966.00
7900	OPERATION OF PLANT	33,000.00		(11,000.00)	22,000.00
8100	MAINTENANCE OF PLANT	3,218.00			3,218.00
ENDING FUND BALANCE					
TOTAL		3,872,105.86	28,501.61	(28,501.61)	3,872,105.86

DATE ADOPTED BY SCHOOL BOARD: _____ June 4, 2019 _____



 DISTRICT SUPERINTENDENT

RESOLUTION TO AMEND DISTRICT SCHOOL BUDGET
THE DISTRICT SCHOOL BOARD OF COLLIER COUNTY
GENERAL FUND
RESOLUTION NUMBER 100-09

ESTIMATED REVENUE AND BEGINNING FUND BALANCE					
REVENUE	DESCRIPTION	PRESENT BUDGET	INCREASE	(DECREASE)	REVISED BUDGET
	BALANCE FORWARD	94,312,141.05			94,312,141.05
3190	OTHER FEDERAL DIRECT				
3191	ROTC	490,000.00			490,000.00
3202	MEDICAID	1,450,000.00			1,450,000.00
3290	OTHER FEDERAL THRU STATE				
3299	MISC FED THRU STATE	3,143,590.00			3,143,590.00
3310	FLORIDA EDUC FINANCE PROG.	28,480,821.00			28,480,821.00
3315	WORKFORCE DEVELOPMENT				
3317	WORKFORCE PERFORMANCE				
3318	ADULT HANDICAPPED				
3323	CAPITAL OUTLAY & DEBT SERV.	29,140.00			29,140.00
3340	OTHER STATE REVENUE				
3341	SALES TAX DISTRIBUTION	446,500.00			446,500.00
3343	STATE LICENSE TAX	105,000.00			105,000.00
3344	DISCRETIONARY LOTTERY	172,454.00			172,454.00
3355	CLASS SIZE REDUCTION	54,565,638.00			54,565,638.00
3361	SCHOOL RECOGNITION	2,819,871.00			2,819,871.00
3371	VOLUNTARY PRE-K	1,272,734.48			1,272,734.48
3390	MISC. STATE				
3399	OTHER MISC. STATE REV.	3,615,160.00		(41,841.15)	3,573,318.85
3411	DISTRICT SCHOOL TAX	316,941,775.00			316,941,775.00
3422	PAYMENTS IN LIEU OF TAXES	2,000.00			2,000.00
3425	RENT	255,000.00			255,000.00
3431	INTEREST ON INVESTMENTS	2,170,000.00			2,170,000.00
3440	GIFTS, GRANTS AND BEQUESTS	496,265.23	42,260.66		538,525.89
346A	TECHNOLOGY FEE				
3461	ADULT GENERAL ED. FEES				
3462	POST SECONDARY VOCATIONAL				
3463	CONT. WORKFORCE FEES				
3464	CAPITAL IMPROVEMENT FEES				
3465	POST SECONDARY LAB FEES				
3466	LIFELONG LEARNING FEES				
3467	GED TESTING FEES				
3468	FINANCIAL AID FEES				
3469	OTHER STUDENT FEES				
3477	CUSTOMIZED PROGRAM FEES				
3484	PREMIUM REVENUE	80,000.00			80,000.00
3486	INSURANCE PREMIUM				
349A	AFTER SCHOOL PROGRAM	490,326.17	23,612.67		513,938.84
349S	SUMMER ACTIVITY PROGRAM	165,620.24			165,620.24
349R	RESTRICTED LOCAL				
3490	MISCELLANEOUS LOCAL	3,592,939.10	90,466.34		3,683,405.44
3494	RECPT OF FEDERAL INDIRECT	1,250,000.00			1,250,000.00
3497	REFUNDS PRIOR YEAR EXPENSE	313,088.70			313,088.70
3498	LOST/DAMAGED TEXTBOOKS				
3499	FOOD SERV. INDIRECT	450,000.00			450,000.00
3630	TRANSFER FROM CAPITAL FD.	34,542,238.44	59,373.00		34,601,611.44
3733	SALE OF EQUIPMENT	5,000.00			5,000.00
3740	LOSS RECOVERIES				
3741	INSURANCE LOSS RECOVERY	1,875,882.57			1,875,882.57
3742	FEMA LOSS RECOVERY				
3743	FEMA LOSS RECOVERY (STATE)				
TOTAL		553,533,184.98	215,712.67	(41,841.15)	553,707,056.50

ESTIMATED APPROPRIATIONS & ENDING FUND BALANCE					
FUNCTION	DESCRIPTION	PRESENT BUDGET	INCREASE	(DECREASE)	REVISED BUDGET
5000	DIRECT INSTRUCTION	312,299,215.39	328,066.68		312,627,282.07
6100	STUDENT SUPPORT SERVICES	18,974,320.18	15,602.82		18,989,923.00
6200	INSTRUCTIONAL MEDIA	6,238,623.27	51,428.53		6,290,051.80
6300	CURRICULUM DEVELOPMENT	7,245,093.47	25,126.38		7,270,219.85
6400	INSTRUCTIONAL STAFF TRNG	4,480,099.46	138,331.92		4,618,431.38
6500	INSTRUCTIONAL TECHNOLOGY	1,391,797.27		(1,687.98)	1,390,109.29
7100	SCHOOL BOARD & ATTORNEY	1,477,669.58	314,700.19		1,792,369.77
7200	GENERAL ADMINISTRATION	1,550,967.43	612.69		1,551,580.12
7300	SCHOOL ADMINISTRATION	29,345,272.32		(35,279.25)	29,309,993.07
7400	FACILITIES ACQUISITION	1,650,617.73	57,588.80		1,708,206.53
7500	FISCAL SERVICES	3,286,665.86		(8,842.35)	3,277,823.51
7700	CENTRAL SERVICES	9,119,092.96	101,368.03		9,220,460.99
7800	PUPIL TRANSPORTATION	23,278,618.39		(33,912.31)	23,244,706.08
7900	OPERATION OF PLANT	36,183,112.22		(784,617.81)	35,398,494.41
8100	MAINTENANCE OF PLANT	19,803,578.13		(21,501.35)	19,782,076.78
8200	ADMINISTRATIVE TECHNOLOGY	3,626,044.15	26,886.53		3,652,930.68
9100	COMMUNITY SERVICES				
9200	DEBT SERVICE				
	ENDING FUND BALANCE	73,582,397.17			73,582,397.17
TOTAL		553,533,184.98	1,059,712.67	(885,841.05)	553,707,056.50

DATE ADOPTED BY SCHOOL BOARD: July 30, 2019


K. Paul
 DISTRICT SUPERINTENDENT

RESOLUTION TO AMEND DISTRICT SCHOOL BUDGET
THE DISTRICT SCHOOL BOARD OF COLLIER COUNTY
WORKFORCE PROGRAMS
RESOLUTION NUMBER 110-09

ESTIMATED REVENUE AND BEGINNING FUND BALANCE					
REVENUE	DESCRIPTION	PRESENT BUDGET	INCREASE	(DECREASE)	REVISED BUDGET
	BALANCE FORWARD	1,434,602.01			1,434,602.01
3315	WORKFORCE DEVELOPMENT	9,543,265.00			9,543,265.00
3317	WORKFORCE DPERF BASED INIT	68,708.00			68,708.00
3399	OTHER MISC. STATE REV.	3,019,900.00			3,019,900.00
3425	RENT	41,920.65			41,920.65
3431	INTEREST ON INVESTMENTS	30,000.00			30,000.00
3440	GIFTS GRANTS AND BEQUESTS	84,669.28	65,000.00		149,669.28
346A	TECHNOLOGY FEE	59,397.05	3,906.74		63,303.79
3461	ADULT GENERAL ED. FEES	89,985.00	7,970.00		97,955.00
3462	POST SECONDARY VOCATIONAL	1,120,055.63	48,525.18		1,168,580.81
3463	CONT. WORKFORCE FEES				
3464	CAPITAL IMPROVEMENT FEES	58,052.60	4,833.10		62,885.70
3465	POST SECONDARY LAB FEES	252,356.15	39,761.91		292,118.06
3466	LIFELONG LEARNING FEES	120,454.25	11,256.72		131,710.97
3467	GED TESTING FEES	11,359.50	2,053.25		13,412.75
3468	FINANCIAL AID FEES	85,000.00		(12,483.33)	72,516.67
3469	OTHER STUDENT FEES	147,022.17		(6,462.49)	140,559.68
3490	MISCELLANEOUS LOCAL	72,155.00		(38,081.03)	34,073.97
3630	TRANSF FR CAPITAL PRJT FND	108,482.00			108,482.00
TOTAL		16,347,384.29	183,306.90	(57,026.85)	16,473,664.34
			126,280.05		

ESTIMATED APPROPRIATIONS & ENDING FUND BALANCE					
FUNCTION	DESCRIPTION	PRESENT BUDGET	INCREASE	(DECREASE)	REVISED BUDGET
5000	DIRECT INSTRUCTION	9,177,545.70		(887,679.11)	8,289,866.59
6100	STUDENT SUPPORT SERVICES	1,027,373.98			1,027,373.98
6200	INSTRUCTIONAL MEDIA	3,203.50			3,203.50
6300	CURRICULUM DEVELOPMENT	439,035.50			439,035.50
6400	INSTRUCTIONAL STAFF TRNG	538,380.35	2,870.23		541,250.58
6500	INSTRUCTIONAL TECHNOLOGY	3,068.28			3,068.28
7100	SCHOOL BOARD & ATTORNEY				
7200	GENERAL ADMINISTRATION	66,341.52			66,341.52
7300	SCHOOL ADMINISTRATION	2,394,140.23	983.00		2,395,123.23
7400	FACILITIES ACQUISITION		1,000,000.00		1,000,000.00
7500	FISCAL SERVICES				
7600	FOOD SERVICES				
7700	CENTRAL SERVICES	122,791.82	5,500.00		128,291.82
7800	PUPIL TRANSPORTATION	518.27	508.36		1,026.63
7900	OPERATION OF PLANT	1,025,072.77	4,097.57		1,029,170.34
8100	MAINTENANCE OF PLANT	132,158.39			132,158.39
8200	ADMINISTRATIVE TECHNOLOGY	181,474.70			181,474.70
9100	COMMUNITY SERVICES				
9200	DEBT SERVICE				
ENDING FUND BALANCE		1,236,279.28			1,236,279.28
TOTAL		16,347,384.29	1,013,959.16	(887,679.11)	16,473,664.34
			126,280.05		

DATE ADOPTED BY SCHOOL BOARD: July 30, 2019


 DISTRICT SUPERINTENDENT

RESOLUTION TO AMEND DISTRICT SCHOOL BUDGET
THE DISTRICT SCHOOL BOARD OF COLLIER COUNTY
CAPITAL PROJECT FUND 377 - 2017 CAPITAL IMPROVEMENT TAX
RESOLUTION NUMBER 377-08

ESTIMATED REVENUE AND BEGINNING FUND BALANCE					
REVENUE	DESCRIPTION	PRESENT BUDGET	INCREASE	(DECREASE)	REVISED BUDGET
BALANCE FORWARD		31,170,906.00			31,170,906.00
3413	DIST LOCAL CAPITAL IMPROVE TAX				
3431	INTEREST ON INVESTMENTS	495,000.00			495,000.00
3433	NET INC /DEC IN FMV OF INVEST.				
3497	REFUNDS OF PRIOR YEAR EXPEND	7,137.41	45,100.00		52,237.41
TOTAL		31,673,043.41	45,100.00	45,100.00	31,718,143.41

ESTIMATED APPROPRIATIONS & ENDING FUND BALANCE					
FUNCTION / OBJECT	DESCRIPTION	PRESENT BUDGET	INCREASE	(DECREASE)	REVISED BUDGET
7400	FACILITIES ACQUISITION & CONST				
610	LIBRARY BOOKS				
620	AUDIO-VISUAL MATERIALS				
630	BUILDINGS AND FIXED EQUIPMENT	3,600.00			3,600.00
640	FURNITURE, FIXTURES & EQUIPMENT				
650	MOTOR VEHICLES	1,600.00			1,600.00
660	LAND				
670	IMPROVEMENTS OTHER THAN BLDGS	290,229.94			290,229.94
680	REMODELING AND RENOVATIONS	4,730,961.90			4,730,961.90
690	COMPUTER SOFTWARE				
9700	TRANSFER OF FUNDS				
910	TRANSFERS TO GENERAL FUND	7,013,500.00			7,013,500.00
920	TRANSFERS TO DEBT SERVICE FUND	9,103,686.63			9,103,686.63
ENDING FUND BALANCE		10,529,464.94	45,100.00	45,100.00	10,574,564.94
TOTAL		31,673,043.41	45,100.00	45,100.00	31,718,143.41

DATE ADOPTED BY SCHOOL BOARD: July 30, 2019

 DISTRICT SUPERINTENDENT


RESOLUTION TO AMEND DISTRICT SCHOOL BUDGET
THE DISTRICT SCHOOL BOARD OF COLLIER COUNTY
SPECIAL REVENUE FUND 410 - FOOD SERVICE
RESOLUTION NUMBER 410-09

ESTIMATED REVENUE AND BEGINNING FUND BALANCE					
REVENUE	DESCRIPTION	PRESENT BUDGET	INCREASE	(DECREASE)	REVISED BUDGET
BALANCE FORWARD		14,256,499.08			14,256,499.08
326A	SUMMER FOOD PROGRAM-BREAKFAST	64,889.00			64,889.00
326B	AFTER SCHOOL SUPPER PROGRAM				
3261	SCHOOL LUNCH REIMBURSEMENT	13,140,931.00			13,140,931.00
3262	SCHOOL BREAKFAST REIMBURSEMENT	4,122,077.00			4,122,077.00
3263	AFTER SCHOOL SNACK REIMB	10,044.00			10,044.00
3264	CHILD CARE FOOD PGM REIMB	1,008,698.77			1,008,698.77
3265	USDA DONATED COMMODITIES	2,000,000.00			2,000,000.00
3266	CASH IN LIEU OF COMMODITIES	71,598.69			71,598.69
3267	SUMMER FOOD PROGRAM-LUNCH	118,000.00			118,000.00
3268	FRESH FRUIT AND VEGETABLE PRG	267,507.81			267,507.81
3269	OTHER FOOD SERVICES	65,000.00			65,000.00
3337	SCHOOL BREAKFAST SUPPLEMENT	120,916.00			120,916.00
3338	SCHOOL LUNCH SUPPLEMENT	144,271.00			144,271.00
3390	MISCELLANEOUS STATE REVENUE				
3395	TEACHERS AS ADVISORS				
3431	INTEREST ON INVESTMENTS	215,122.51			215,122.51
3451	FOOD SALES (STUDENT LUNCHES)	1,306,763.00			1,306,763.00
3452	STUDENT BREAKFAST				
3453	ADULT BREAKFASTS/LUNCHES	77,265.00			77,265.00
3454	STUDENT & ADULT A LA CARTE	3,000,000.00			3,000,000.00
3456	OTHER FOOD SALES	70,000.00			70,000.00
3457	CASH OVER/CASH SHORT FOOD SALE				
3490	MISCELLANEOUS LOCAL SOURCES	27,538.69			27,538.69
3494	RECEIPT OF FED INDIRECT COST				
3495	OTHER MISC LOCAL SERVICES				
3497	REFUND OF PRIOR YEAR EXPEND	3,978.42			3,978.42
3733	SALE OF EQUIPMENT	8,407.30			8,407.30
3742	FEMA LOSS RECOVERY - FEMA				
3743	FEMA LOSS RECOVERY - STATE				
TOTAL		40,099,507.27			40,099,507.27

ESTIMATED APPROPRIATIONS & ENDING FUND BALANCE					
FUNCTION / OBJECT	DESCRIPTION	PRESENT BUDGET	INCREASE	(DECREASE)	REVISED BUDGET
7600	FOOD SERVICES				
100	SALARIES	6,230,202.82	205,853.91		6,436,056.73
200	EMPLOYEE BENEFITS	2,872,230.07	9,083.03		2,881,313.10
300	PURCHASED SERVICES	1,885,780.87		(43,704.51)	1,842,076.36
400	ENERGY SERVICES	583,000.00		(3,605.90)	579,394.10
500	MATERIALS AND SUPPLIES	11,962,870.66		(309,671.18)	11,653,199.48
600	CAPITAL OUTLAY	5,987,950.61	94,665.80		6,082,616.41
700	OTHER EXPENSES	632,940.00	1,044.65		633,984.65
7700	CENTRAL SERVICES				
100	SALARIES				
200	EMPLOYEE BENEFITS				
ENDING FUND BALANCE		9,944,532.24	46,334.20		9,990,866.44
TOTAL		40,099,507.27	356,981.59	(356,981.59)	40,099,507.27

DATE ADOPTED BY SCHOOL BOARD:

July 30, 2019




DISTRICT SUPERINTENDENT

**RESOLUTION TO AMEND DISTRICT SCHOOL BUDGET
THE DISTRICT SCHOOL BOARD OF COLLIER COUNTY
GENERAL FUND
RESOLUTION NUMBER 100-10**

ESTIMATED REVENUE AND BEGINNING FUND BALANCE					
REVENUE	DESCRIPTION	PRESENT BUDGET	INCREASE	(DECREASE)	REVISED BUDGET
	BALANCE FORWARD	94,312,141.05			94,312,141.05
3190	OTHER FEDERAL DIRECT				
3191	ROTC	490,000.00		(1,371.93)	488,628.07
3202	MEDICAID	1,450,000.00	189,232.49		1,639,232.49
3290	OTHER FEDERAL THRU STATE				
3299	MISC FED THRU STATE	3,143,590.00			3,143,590.00
3310	FLORIDA EDUC FINANCE PROG.	28,480,821.00			28,480,821.00
3315	WORKFORCE DEVELOPMENT				
3317	WORKFORCE PERFORMANCE				
3318	ADULT HANDICAPPED				
3323	CAPITAL OUTLAY & DEBT SERV.	29,140.00	231.92		29,371.92
3340	OTHER STATE REVENUE				
3341	SALES TAX DISTRIBUTION	446,500.00			446,500.00
3343	STATE LICENSE TAX	105,000.00	3,352.06		108,352.06
3344	DISCRETIONARY LOTTERY	172,454.00			172,454.00
3355	CLASS SIZE REDUCTION	54,565,638.00	3,684.00		54,569,322.00
3361	SCHOOL RECOGNITION	2,819,871.00			2,819,871.00
3371	VOLUNTARY PRE-K	1,272,734.48	14,276.01		1,287,010.49
3390	MISC. STATE				
3399	OTHER MISC. STATE REV.	3,573,318.85	6,112.00		3,579,430.85
3411	DISTRICT SCHOOL TAX	316,941,775.00	1,669,751.06		318,611,526.06
3422	PAYMENTS IN LIEU OF TAXES	2,000.00		(1,958.00)	42.00
3425	RENT	255,000.00	99,167.00		354,167.00
3431	INTEREST ON INVESTMENTS	2,170,000.00	674,670.39		2,844,670.39
3440	GIFTS, GRANTS AND BEQUESTS	538,525.89	30,353.49		568,879.38
346A	TECHNOLOGY FEE				
3461	ADULT GENERAL ED. FEES				
3462	POST SECONDARY VOCATIONAL				
3463	CONT. WORKFORCE FEES				
3464	CAPITAL IMPROVEMENT FEES				
3465	POST SECONDARY LAB FEES				
3466	LIFELONG LEARNING FEES				
3467	GED TESTING FEES				
3468	FINANCIAL AID FEES				
3469	OTHER STUDENT FEES				
3477	CUSTOMIZED PROGRAM FEES				
3484	PREMIUM REVENUE	80,000.00			83,288.10
3486	INSURANCE PREMIUM				
349A	AFTER SCHOOL PROGRAM	513,938.84	184,243.56		698,182.40
349S	SUMMER ACTIVITY PROGRAM	165,620.24	35,092.44		200,712.68
349R	RESTRICTED LOCAL				
3490	MISCELLANEOUS LOCAL	3,683,405.44	2,051,650.69		5,735,056.13
3494	RECPT OF FEDERAL INDIRECT	1,250,000.00	156,730.96		1,406,730.96
3497	REFUNDS PRIOR YEAR EXPENSE	313,088.70	1,992.97		315,081.67
3498	LOST/DAMAGED TEXTBOOKS				
3499	FOOD SERV. INDIRECT	450,000.00	69,884.68		519,884.68
3630	TRANSFER FROM CAPITAL FD.	34,601,611.44		(4,909,810.00)	29,691,801.44
3733	SALE OF EQUIPMENT	5,000.00	902.10		5,902.10
3740	LOSS RECOVERIES				
3741	INSURANCE LOSS RECOVERY	1,875,882.57	1,091,479.95		2,967,362.52
3742	FEMA LOSS RECOVERY		1,098,374.38		1,098,374.38
3743	FEMA LOSS RECOVERY (STATE)		181,202.37		181,202.37
			7,562,384.52	(4,913,139.93)	
TOTAL		553,707,056.50	2,649,244.59		556,359,589.19

ESTIMATED APPROPRIATIONS & ENDING FUND BALANCE					
FUNCTION	DESCRIPTION	PRESENT BUDGET	INCREASE	(DECREASE)	REVISED BUDGET
5000	DIRECT INSTRUCTION	312,627,282.07		(5,410,215.22)	307,217,066.85
6100	STUDENT SUPPORT SERVICES	18,989,923.00		(215,242.19)	18,774,680.81
6200	INSTRUCTIONAL MEDIA	6,290,051.80	40,793.28		6,330,845.08
6300	CURRICULUM DEVELOPMENT	7,270,219.85		(132,756.72)	7,137,463.13
6400	INSTRUCTIONAL STAFF TRNG	4,618,431.38	191,991.44		4,810,422.82
6500	INSTRUCTIONAL TECHNOLOGY	1,390,109.29		(54,334.05)	1,335,775.24
7100	SCHOOL BOARD & ATTORNEY	1,792,369.77		(333,538.20)	1,458,831.57
7200	GENERAL ADMINISTRATION	1,551,580.12	41,437.35		1,593,017.47
7300	SCHOOL ADMINISTRATION	29,309,993.07	168,432.16		29,478,425.23
7400	FACILITIES ACQUISITION	1,708,206.53		(51,854.24)	1,656,352.29
7500	FISCAL SERVICES	3,277,823.51		(24,708.52)	3,253,114.99
7700	CENTRAL SERVICES	9,220,460.99		(211,052.13)	9,009,408.86
7800	PUPIL TRANSPORTATION	23,244,706.08		(342,294.33)	22,902,411.75
7900	OPERATION OF PLANT	35,398,494.41		(563,874.21)	34,834,620.20
8100	MAINTENANCE OF PLANT	19,782,076.78		(1,633,145.49)	18,148,931.29
8200	ADMINISTRATIVE TECHNOLOGY	3,652,930.68	243,604.00		3,896,534.68
9100	COMMUNITY SERVICES				
9200	DEBT SERVICE				
ENDING FUND BALANCE		73,582,397.17	10,939,289.76		84,521,686.93
			11,625,547.99	(8,973,015.30)	
TOTAL		553,707,056.50	2,652,532.69		556,359,589.19

DATE ADOPTED BY SCHOOL BOARD: September 10, 2019


DISTRICT SUPERINTENDENT

