


September 2015 Board Approved Budget Amendments
RESOLUTION TO AMEND DISTRICT SCHOOL BUDGET
THE DISTRICT SCHOOL BOARD OF COLLIER COUNTY
GENERAL FUND
RESOLUTION NUMBER 100-01

ESTIMATED REVENUE AND BEGINNING FUND BALANCE					
REVENUE	DESCRIPTION	PRESENT BUDGET	INCREASE	(DECREASE)	REVISED BUDGET
	BALANCE FORWARD	65,693,054.74			65,693,054.74
3190	OTHER FEDERAL DIRECT				
3191	ROTC	475,000.00			475,000.00
3202	MEDICAID	1,900,000.00			1,900,000.00
3290	OTHER FEDERAL THRU STATE		2,854.78		2,854.78
3299	MISC FED THRU STATE				
3310	FLORIDA EDUC FINANCE PROG.	25,558,430.00			25,558,430.00
3315	WORKFORCE DEVELOPMENT	8,291,946.00			8,291,946.00
3317	WORKFORCE PERFORMANCE				
3318	ADULT HANDICAPPED				
3323	CAPITAL OUTLAY & DEBT SERV.	27,000.00			27,000.00
3340	OTHER STATE REVENUE				
3341	RACING COMMISSION FUNDS	446,500.00			446,500.00
3343	STATE LICENSE TAX	106,000.00			106,000.00
3344	DISCRETIONARY LOTTERY	168,525.00			168,525.00
3355	CLASS SIZE REDUCTION	51,937,467.00			51,937,467.00
3361	SCHOOL RECOGNITION	2,582,672.00			2,582,672.00
3371	VOLUNTARY PRE-K	1,306,197.00	22,623.25		1,328,820.25
3390	MISC. STATE	5,000.00		(705.94)	4,294.06
3411	DISTRICT SCHOOL TAX	293,296,861.00			293,296,861.00
3422	PAYMENTS IN LIEU OF TAXES		4,082.00		4,082.00
3425	RENT	391,657.00			391,657.00
3431	INTEREST ON INVESTMENTS	646,174.00			646,174.00
3440	GIFTS, GRANTS AND BEQUESTS	78,086.50	58,921.39		137,007.89
346A	TECHNOLOGY FEE	56,000.00			56,000.00
3461	ADULT GENERAL ED. FEES	124,430.00	90.00		124,520.00
3462	POST SECONDARY VOCATIONAL	985,000.00			985,000.00
3463	CONT. WORKFORCE FEES				
3464	CAPITAL IMPROVEMENT FEES	56,300.00			56,300.00
3465	POST SECONDARY LAB FEES	196,400.00			196,400.00
3466	LIFELONG LEARNING FEES	253,670.00			253,670.00
3467	GED TESTING FEES	4,500.00			4,500.00
3468	FINANCIAL AID FEES	118,000.00			118,000.00
3469	OTHER STUDENT FEES	96,993.00			96,993.00
3477	CUSTOMIZED PROGRAM FEES				
3486	INSURANCE PREMIUM	70,000.00			70,000.00
349A	AFTER SCHOOL PROGRAM	192,865.81	17,558.50		210,424.31
349R	RESTRICTED LOCAL				
3490	MISCELLANEOUS LOCAL	4,878,237.41	63,661.36		4,941,898.77
3494	RECPT OF FEDERAL INDIRECT	1,250,000.00			1,250,000.00
3497	REFUNDS PRIOR YEAR EXPENSE	152,362.63	30,000.00		182,362.63
3498	LOST/DAMAGED TEXTBOOKS				
3499	FOOD SERV. INDIRECT	400,000.00			400,000.00
3630	TRANSFER FROM CAPITAL FD.	25,860,166.00			25,860,166.00
3733	SALE OF EQUIPMENT	75,000.00	2,205.00		77,205.00
3740	LOSS RECOVERIES				
3741	INSURANCE LOSS RECOVERY				
3742	FEMA LOSS RECOVERY				
3743	FEMA LOSS RECOVERY (STATE)				
TOTAL		487,680,496.09	201,996.28	(705.94)	487,881,785.43
			201,290.34		

ESTIMATED APPROPRIATIONS & ENDING FUND BALANCE					
FUNCTION	DESCRIPTION	PRESENT BUDGET	INCREASE	(DECREASE)	REVISED BUDGET
5000	DIRECT INSTRUCTION	262,800,609.00		(275,504.54)	262,525,104.46
6100	STUDENT SUPPORT SERVICES	15,811,320.00		(75,098.73)	15,736,221.27
6200	INSTRUCTIONAL MEDIA	5,686,800.00	362,458.23		6,049,258.23
6300	CURRICULUM DEVELOPMENT	7,026,404.00		(161,234.83)	6,865,169.17
6400	INSTRUCTIONAL STAFF TRNG	3,297,501.00	185,685.64		3,483,186.64
6500	INSTRUCTIONAL TECHNOLOGY	1,412,784.00	107.96		1,412,891.96
7100	SCHOOL BOARD & ATTORNEY	1,482,864.00		(10,817.78)	1,472,046.22
7200	GENERAL ADMINISTRATION	1,009,817.00	9,043.90		1,018,860.90
7300	SCHOOL ADMINISTRATION	28,727,269.00	58,006.87		28,785,275.87
7400	FACILITIES ACQUISITION	1,155,106.00		(39,417.89)	1,115,688.11
7500	FISCAL SERVICES	2,496,860.00	85.62		2,496,945.62
7700	CENTRAL SERVICES	7,917,777.00	40,911.39		7,958,688.39
7800	PUPIL TRANSPORTATION	18,439,977.00	1,886.98		18,441,863.98
7900	OPERATION OF PLANT	34,952,865.00		(15,001.63)	34,937,863.37
8100	MAINTENANCE OF PLANT	16,467,016.00	123,548.04		16,590,564.04
8200	ADMINISTRATIVE TECHNOLOGY	3,060,915.40		(3,368.89)	3,057,546.51
9100	COMMUNITY SERVICES				
9200	DEBT SERVICE				
ENDING FUND BALANCE		75,934,610.69			75,934,610.69
TOTAL		487,680,496.09	781,734.63	(580,444.29)	487,881,785.43
			201,290.34		

DATE ADOPTED BY SCHOOL BOARD: October 13, 2015



DISTRICT SUPERINTENDENT

October 2015 Board Approved Budget Amendments
RESOLUTION TO AMEND DISTRICT SCHOOL BUDGET
THE DISTRICT SCHOOL BOARD OF COLLIER COUNTY
GENERAL FUND
RESOLUTION NUMBER 100-02

ESTIMATED REVENUE AND BEGINNING FUND BALANCE					
REVENUE	DESCRIPTION	PRESENT BUDGET	INCREASE	(DECREASE)	REVISED BUDGET
	BALANCE FORWARD	65,693,054.74			65,693,054.74
3190	OTHER FEDERAL DIRECT				
3191	ROTC	475,000.00			475,000.00
3202	MEDICAID	1,900,000.00			1,900,000.00
3290	OTHER FEDERAL THRU STATE	2,854.78			2,854.78
3299	MISC FED THRU STATE				
3310	FLORIDA EDUC FINANCE PROG.	25,558,430.00			25,558,430.00
3315	WORKFORCE DEVELOPMENT	8,291,946.00			8,291,946.00
3317	WORKFORCE PERFORMANCE				
3318	ADULT HANDICAPPED				
3323	CAPITAL OUTLAY & DEBT SERV.	27,000.00			27,000.00
3340	OTHER STATE REVENUE				
3341	RACING COMMISSION FUNDS	446,500.00			446,500.00
3343	STATE LICENSE TAX	106,000.00			106,000.00
3344	DISCRETIONARY LOTTERY	168,525.00			168,525.00
3355	CLASS SIZE REDUCTION	51,937,467.00			51,937,467.00
3361	SCHOOL RECOGNITION	2,582,672.00			2,582,672.00
3371	VOLUNTARY PRE-K	1,328,820.25	1,475.00		1,330,295.25
3390	MISC. STATE	4,294.06	111,738.00		116,032.06
3411	DISTRICT SCHOOL TAX	293,296,861.00			293,296,861.00
3422	PAYMENTS IN LIEU OF TAXES	4,082.00			4,082.00
3425	RENT	391,657.00			391,657.00
3431	INTEREST ON INVESTMENTS	646,174.00			646,174.00
3440	GIFTS, GRANTS AND BEQUESTS	137,007.89	13,149.39		150,157.28
346A	TECHNOLOGY FEE	56,000.00			56,000.00
3461	ADULT GENERAL ED. FEES	124,520.00			124,520.00
3462	POST SECONDARY VOCATIONAL	985,000.00			985,000.00
3463	CONT. WORKFORCE FEES				
3464	CAPITAL IMPROVEMENT FEES	56,300.00			56,300.00
3465	POST SECONDARY LAB FEES	196,400.00			196,400.00
3466	LIFELONG LEARNING FEES	253,670.00			253,670.00
3467	GED TESTING FEES	4,500.00			4,500.00
3468	FINANCIAL AID FEES	118,000.00			118,000.00
3469	OTHER STUDENT FEES	96,993.00			96,993.00
3477	CUSTOMIZED PROGRAM FEES				
3486	INSURANCE PREMIUM	70,000.00			70,000.00
349A	AFTER SCHOOL PROGRAM	210,424.31	20,098.53		230,522.84
349R	RESTRICTED LOCAL				
3490	MISCELLANEOUS LOCAL	4,941,898.77	8,237.76		4,950,136.53
3494	RECPT OF FEDERAL INDIRECT	1,250,000.00			1,250,000.00
3497	REFUNDS PRIOR YEAR EXPENSE	182,362.63			182,362.63
3498	LOST/DAMAGED TEXTBOOKS				
3499	FOOD SERV. INDIRECT	400,000.00			400,000.00
3630	TRANSFER FROM CAPITAL FD.	25,860,166.00			25,860,166.00
3733	SALE OF EQUIPMENT	77,205.00			77,205.00
3740	LOSS RECOVERIES				
3741	INSURANCE LOSS RECOVERY				
3742	FEMA LOSS RECOVERY				
3743	FEMA LOSS RECOVERY (STATE)				
TOTAL		487,881,785.43	154,698.68	154,698.68	488,036,484.11

ESTIMATED APPROPRIATIONS & ENDING FUND BALANCE					
FUNCTION	DESCRIPTION	PRESENT BUDGET	INCREASE	(DECREASE)	REVISED BUDGET
5000	DIRECT INSTRUCTION	262,525,104.46	96,084.87		262,621,189.33
6100	STUDENT SUPPORT SERVICES	15,736,221.27	56,754.17		15,792,975.44
6200	INSTRUCTIONAL MEDIA	6,049,258.23		(47,071.82)	6,002,186.41
6300	CURRICULUM DEVELOPMENT	6,865,169.17	47,593.58		6,912,762.75
6400	INSTRUCTIONAL STAFF TRNG	3,483,186.64	131,539.63		3,614,726.27
6500	INSTRUCTIONAL TECHNOLOGY	1,412,891.96	6,273.55		1,419,165.51
7100	SCHOOL BOARD & ATTORNEY	1,472,046.22	1,000.00		1,473,046.22
7200	GENERAL ADMINISTRATION	1,018,860.90	1,445.14		1,020,306.04
7300	SCHOOL ADMINISTRATION	28,785,275.87	312,274.63		29,097,550.50
7400	FACILITIES ACQUISITION	1,115,688.11	3,500.00		1,119,188.11
7500	FISCAL SERVICES	2,496,945.62		(996.73)	2,495,948.89
7700	CENTRAL SERVICES	7,958,688.39		(16,916.65)	7,941,771.74
7800	PUPIL TRANSPORTATION	18,441,863.98		(8,557.30)	18,433,306.68
7900	OPERATION OF PLANT	34,937,863.37		(1,815.68)	34,936,047.69
8100	MAINTENANCE OF PLANT	16,590,564.04	74,422.31		16,664,986.35
8200	ADMINISTRATIVE TECHNOLOGY	3,057,546.51	8,478.37		3,066,024.88
9100	COMMUNITY SERVICES				
9200	DEBT SERVICE				
ENDING FUND BALANCE		75,934,610.69		(509,309.39)	75,425,301.30
TOTAL		487,881,785.43	154,698.68	(584,667.67)	488,036,484.11

DATE ADOPTED BY SCHOOL BOARD: December 8, 2015


DISTRICT SUPERINTENDENT

October 2015 Board Approved Budget Amendments
RESOLUTION TO AMEND DISTRICT SCHOOL BUDGET
 THE DISTRICT SCHOOL BOARD OF COLLIER COUNTY
 SPECIAL REVENUE FUND 410 - FOOD SERVICE
 RESOLUTION NUMBER 410-02

ESTIMATED REVENUE AND BEGINNING FUND BALANCE					
REVENUE	DESCRIPTION	PRESENT BUDGET	INCREASE	(DECREASE)	REVISED BUDGET
BALANCE FORWARD		9,736,018.94			9,736,018.94
326A	SUMMER FOOD PROGRAM-BREAKFAST	69,855.94			69,855.94
3261	SCHOOL LUNCH REIMBURSEMENT	11,725,587.84			11,725,587.84
3262	SCHOOL BREAKFAST REIMBURSEMENT	3,946,475.75			3,946,475.75
3263	AFTER SCHOOL SNACK REIMB	154,815.18			154,815.18
3265	USDA DONATED COMMODITIES	1,187,486.00			1,187,486.00
3267	SUMMER FOOD PROGRAM-LUNCH	150,662.43			150,662.43
3268	FRESH FRUIT AND VEGETABLE PRG	178,224.24			178,224.24
3269	OTHER FOOD SERVICES	8,019.80			8,019.80
3337	SCHOOL BREAKFAST SUPPLEMENT	143,314.00			143,314.00
3338	SCHOOL LUNCH SUPPLEMENT	167,226.00			167,226.00
3390	MISCELLANEOUS STATE REVENUE				
3395	TEACHERS AS ADVISORS				
3431	INTEREST ON INVESTMENTS	18,932.79			18,932.79
3451	FOOD SALES (STUDENT LUNCHES)	1,546,327.78			1,546,327.78
3452	STUDENT BREAKFAST				
3453	ADULT BREAKFASTS/LUNCHES	109,791.09			109,791.09
3454	STUDENT & ADULT A LA CARTE	3,977,817.40			3,977,817.40
3456	OTHER FOOD SALES	156,285.53			156,285.53
3457	CASH OVER/CASH SHORT FOOD SALE				
3490	MISCELLANEOUS LOCAL SOURCES	8,553.15			8,553.15
3494	RECEIPT OF FED INDIRECT COST				
3495	OTHER MISC LOCAL SERVICES				
3497	REFUNDS OF PRIOR YEAR EXPEND	82,963.72			82,963.72
3733	SALE OF EQUIPMENT	12,544.00			12,544.00
3742	FEMA LOSS RECOVERY - FEMA				
3743	FEMA LOSS RECOVERY - STATE				
TOTAL		33,380,901.58			33,380,901.58

ESTIMATED APPROPRIATIONS & ENDING FUND BALANCE					
FUNCTION / OBJECT	DESCRIPTION	PRESENT BUDGET	INCREASE	(DECREASE)	REVISED BUDGET
7600	FOOD SERVICES				
100	SALARIES	6,531,396.13		(6,500.00)	6,524,896.13
200	EMPLOYEE BENEFITS	2,615,766.68	1,500.00		2,617,266.68
300	PURCHASED SERVICES	1,308,144.00			1,308,144.00
400	ENERGY SERVICES	504,994.00			504,994.00
500	MATERIALS AND SUPPLIES	13,069,415.49	20,000.00		13,089,415.49
600	CAPITAL OUTLAY	3,399,721.42		(20,000.00)	3,379,721.42
700	OTHER EXPENSES	544,472.00	5,000.00		549,472.00
7700	CENTRAL SERVICES				
100	SALARIES				
200	EMPLOYEE BENEFITS				
ENDING FUND BALANCE		5,406,991.86	26,500.00	(26,500.00)	5,406,991.86
TOTAL		33,380,901.58			33,380,901.58

DATE ADOPTED BY SCHOOL BOARD:

December 8, 2015




DISTRICT SUPERINTENDENT

November 2015 Board Approved Budget Amendments
RESOLUTION TO AMEND DISTRICT SCHOOL BUDGET
THE DISTRICT SCHOOL BOARD OF COLLIER COUNTY
GENERAL FUND
RESOLUTION NUMBER 100-03

ESTIMATED REVENUE AND BEGINNING FUND BALANCE					
REVENUE	DESCRIPTION	PRESENT BUDGET	INCREASE	(DECREASE)	REVISED BUDGET
	BALANCE FORWARD	65,693,054.74			65,693,054.74
3190	OTHER FEDERAL DIRECT				
3191	ROTC	475,000.00			475,000.00
3202	MEDICAID	1,900,000.00			1,900,000.00
3290	OTHER FEDERAL THRU STATE	2,854.78			2,854.78
3299	MISC FED THRU STATE				
3310	FLORIDA EDUC FINANCE PROG.	25,558,430.00			25,558,430.00
3315	WORKFORCE DEVELOPMENT	8,291,946.00			8,291,946.00
3317	WORKFORCE PERFORMANCE				
3318	ADULT HANDICAPPED				
3323	CAPITAL OUTLAY & DEBT SERV.	27,000.00			27,000.00
3340	OTHER STATE REVENUE				
3341	RACING COMMISSION FUNDS	446,500.00			446,500.00
3343	STATE LICENSE TAX	106,000.00			106,000.00
3344	DISCRETIONARY LOTTERY	168,525.00			168,525.00
3355	CLASS SIZE REDUCTION	51,937,467.00			51,937,467.00
3361	SCHOOL RECOGNITION	2,582,672.00			2,582,672.00
3371	VOLUNTARY PRE-K	1,330,295.25		(3,231.36)	1,327,063.89
3390	MISC. STATE	116,032.06			116,032.06
3411	DISTRICT SCHOOL TAX	293,296,861.00			293,296,861.00
3422	PAYMENTS IN LIEU OF TAXES	4,082.00			4,082.00
3425	RENT	391,657.00			391,657.00
3431	INTEREST ON INVESTMENTS	646,174.00			646,174.00
3440	GIFTS, GRANTS AND BEQUESTS	150,157.28	11,241.80		161,399.08
346A	TECHNOLOGY FEE	56,000.00			56,000.00
3461	ADULT GENERAL ED. FEES	124,520.00			124,520.00
3462	POST SECONDARY VOCATIONAL	985,000.00			985,000.00
3463	CONT. WORKFORCE FEES				
3464	CAPITAL IMPROVEMENT FEES	56,300.00			56,300.00
3465	POST SECONDARY LAB FEES	196,400.00			196,400.00
3466	LIFELONG LEARNING FEES	253,670.00			253,670.00
3467	GED TESTING FEES	4,500.00	2,500.00		7,000.00
3468	FINANCIAL AID FEES	118,000.00			118,000.00
3469	OTHER STUDENT FEES	96,993.00			96,993.00
3477	CUSTOMIZED PROGRAM FEES				
3486	INSURANCE PREMIUM	70,000.00			70,000.00
349A	AFTER SCHOOL PROGRAM	230,522.84	102,235.65		332,758.49
349R	RESTRICTED LOCAL				
3490	MISCELLANEOUS LOCAL	4,950,136.53	25,408.62		4,975,545.15
3494	RECPT OF FEDERAL INDIRECT	1,250,000.00			1,250,000.00
3497	REFUNDS PRIOR YEAR EXPENSE	182,362.63			182,362.63
3498	LOST/DAMAGED TEXTBOOKS				
3499	FOOD SERV. INDIRECT	400,000.00			400,000.00
3630	TRANSFER FROM CAPITAL FD.	25,860,166.00			25,860,166.00
3733	SALE OF EQUIPMENT	77,205.00			77,205.00
3740	LOSS RECOVERIES				
3741	INSURANCE LOSS RECOVERY				
3742	FEMA LOSS RECOVERY				
3743	FEMA LOSS RECOVERY (STATE)				
TOTAL		488,036,484.11	141,386.07	(3,231.36)	488,174,638.82
			138,154.71		

ESTIMATED APPROPRIATIONS & ENDING FUND BALANCE					
FUNCTION	DESCRIPTION	PRESENT BUDGET	INCREASE	(DECREASE)	REVISED BUDGET
5000	DIRECT INSTRUCTION	262,621,189.33	129,082.20		262,750,271.53
6100	STUDENT SUPPORT SERVICES	15,792,975.44	144,150.55		15,937,125.99
6200	INSTRUCTIONAL MEDIA	6,002,186.41	34,950.69		6,037,137.10
6300	CURRICULUM DEVELOPMENT	6,912,762.75	54,222.67		6,966,985.42
6400	INSTRUCTIONAL STAFF TRNG	3,614,726.27		(31,398.12)	3,583,328.15
6500	INSTRUCTIONAL TECHNOLOGY	1,419,165.51	4.82		1,419,170.33
7100	SCHOOL BOARD & ATTORNEY	1,473,046.22	774.40		1,473,820.62
7200	GENERAL ADMINISTRATION	1,020,306.04			1,020,306.04
7300	SCHOOL ADMINISTRATION	29,097,550.50		(216,806.05)	28,880,744.45
7400	FACILITIES ACQUISITION	1,119,188.11		(5,000.00)	1,114,188.11
7500	FISCAL SERVICES	2,495,948.89	16,343.86		2,512,292.75
7700	CENTRAL SERVICES	7,941,771.74	131,574.30		8,073,346.04
7800	PUPIL TRANSPORTATION	18,433,306.68		(11,577.94)	18,421,728.74
7900	OPERATION OF PLANT	34,936,047.69		(139,732.93)	34,796,314.76
8100	MAINTENANCE OF PLANT	16,664,986.35	30,386.50		16,695,372.85
8200	ADMINISTRATIVE TECHNOLOGY	3,066,024.88	1,179.76		3,067,204.64
9100	COMMUNITY SERVICES				
9200	DEBT SERVICE				
ENDING FUND BALANCE		75,425,301.30			75,425,301.30
TOTAL		488,036,484.11	542,669.75	(404,515.04)	488,174,638.82
			138,154.71		

DATE ADOPTED BY SCHOOL BOARD: January 12, 2016


 DISTRICT SUPERINTENDENT


November 2015 Board Approved Budget Amendments
RESOLUTION TO AMEND DISTRICT SCHOOL BUDGET
 THE DISTRICT SCHOOL BOARD OF COLLIER COUNTY
 SPECIAL REVENUE FUND 420 - DOE/STATE
RESOLUTION NUMBER 420-03

ESTIMATED REVENUE AND BEGINNING FUND BALANCE					
REVENUE	DESCRIPTION	PRESENT BUDGET	INCREASE	(DECREASE)	REVISED BUDGET
BALANCE FORWARD					
3201	CAREER & TECHNICAL EDUCATION	563,266.00			563,266.00
3220	WORKFORCE INVESTMENT ACT				
3221	ADULT GENERAL EDUCATION	587,494.00			587,494.00
3222	ENGLISH LITERACY & CIVICS EDUC	209,883.00			209,883.00
3223	ADULT MIGRANT EDUCATION	401,537.46			401,537.46
3225	TEACHER TRAINING TITLE II PT A	1,251,313.72			1,251,313.72
3226	MATH & SCI PRS TITLE II PART B	262,112.45			262,112.45
3230	INDIV WITH DISABL EDUC ACT	10,093,263.66		(0.77)	10,093,262.89
3240	ELEM & SECONDARY EDUC ACT TI I	18,443,425.62			18,443,425.62
3241	LANGUAGE INSTRUCTION TITLE III	704,645.43	278,410.81		983,056.24
3251	ADULT GENERAL EDUCATION				
3290	OTHER FEDERAL THROUGH STATE	351,910.81		(278,410.81)	73,500.00
3293	EMERGENCY IMMIGRANT EDUCATION				
3461	ADULT GENERAL ED COURSE FEES				
3490	MISCELLANEOUS LOCAL SOURCES				
TOTAL		32,868,852.15	278,410.81	(278,411.58)	32,868,851.38
			(0.77)		

ESTIMATED APPROPRIATIONS & ENDING FUND BALANCE					
FUNCTION	DESCRIPTION	PRESENT BUDGET	INCREASE	(DECREASE)	REVISED BUDGET
5000	INSTRUCTION	16,481,789.23	5,536.63		16,487,325.86
6100	STUDENT SUPPORT SERVICES	2,382,842.80	1,588.26		2,384,431.06
6200	INSTRUCTIONAL MEDIA SERVICES	8,632.06			8,632.06
6300	INST AND CURRICULUM DEVEL SERV	6,087,329.74		(4,981.63)	6,082,348.11
6400	INSTRUCTIONAL STAFF TRNG SERV	6,147,794.06		(2,724.13)	6,145,069.93
6500	INSTRUCTION RELATED TECHNOLOGY				
7200	GENERAL ADMINISTRATION	1,324,189.35		(895.90)	1,323,293.45
7300	SCHOOL ADMINISTRATION	159,878.89			159,878.89
7400	FACILITIES ACQUISITION & CONST				
7500	FISCAL SERVICES				
7600	FOOD SERVICES				
7700	CENTRAL SERVICES	194,831.61	1,176.00		196,007.61
7800	PUPIL TRANSPORTATION SERVICES	80,314.41			80,314.41
7900	OPERATION OF PLANT	1,250.00	300.00		1,550.00
8100	MAINTENANCE OF PLANT				
8200	ADMINISTRATIVE TECHNOLOGY SERV				
ENDING FUND BALANCE		32,868,852.15	8,600.89	(8,601.66)	32,868,851.38
			(0.77)		

DATE ADOPTED BY SCHOOL BOARD:

January 12, 2016




DISTRICT SUPERINTENDENT

November 2015 Board Approved Budget Amendments
RESOLUTION TO AMEND DISTRICT SCHOOL BUDGET
 THE DISTRICT SCHOOL BOARD OF COLLIER COUNTY
 SPECIAL REVENUE FUND 424 - OTHER
 RESOLUTION NUMBER 424-03

ESTIMATED REVENUE AND BEGINNING FUND BALANCE					
REVENUE	DESCRIPTION	PRESENT BUDGET	INCREASE	(DECREASE)	REVISED BUDGET
BALANCE FORWARD					
TOTAL		405,144.92	(35,742.21)	(35,742.21)	369,402.71

ESTIMATED APPROPRIATIONS & ENDING FUND BALANCE					
FUNCTION	DESCRIPTION	PRESENT BUDGET	INCREASE	(DECREASE)	REVISED BUDGET
ENDING FUND BALANCE					
TOTAL		405,144.92	(35,742.21)	(35,742.21)	369,402.71

DATE ADOPTED BY SCHOOL BOARD: January 12, 2016


 DISTRICT SUPERINTENDENT

December 2015 Board Approved Budget Amendments
RESOLUTION TO AMEND DISTRICT SCHOOL BUDGET
THE DISTRICT SCHOOL BOARD OF COLLIER COUNTY
GENERAL FUND
RESOLUTION NUMBER 100-04

ESTIMATED REVENUE AND BEGINNING FUND BALANCE					
REVENUE	DESCRIPTION	PRESENT BUDGET	INCREASE	(DECREASE)	REVISED BUDGET
	BALANCE FORWARD	65,693,054.74			65,693,054.74
3190	OTHER FEDERAL DIRECT				
3191	ROTC	475,000.00			475,000.00
3202	MEDICAID	1,900,000.00			1,900,000.00
3290	OTHER FEDERAL THRU STATE	2,854.78	528.76		3,383.54
3299	MISC FED THRU STATE				
3310	FLORIDA EDUC FINANCE PROG.	25,558,430.00		(2,074,880.00)	23,483,550.00
3315	WORKFORCE DEVELOPMENT	8,291,946.00			8,291,946.00
3317	WORKFORCE PERFORMANCE				
3318	ADULT HANDICAPPED				
3323	CAPITAL OUTLAY & DEBT SERV.	27,000.00			27,000.00
3340	OTHER STATE REVENUE				
3341	RACING COMMISSION FUNDS	446,500.00			446,500.00
3343	STATE LICENSE TAX	106,000.00			106,000.00
3344	DISCRETIONARY LOTTERY	168,525.00		(492.00)	168,033.00
3355	CLASS SIZE REDUCTION	51,937,467.00		(175,200.00)	51,762,267.00
3361	SCHOOL RECOGNITION	2,582,672.00			2,582,672.00
3371	VOLUNTARY PRE-K	1,327,063.89	0.94		1,327,064.83
3390	MISC. STATE	116,032.06			116,032.06
3411	DISTRICT SCHOOL TAX	293,296,861.00			293,296,861.00
3422	PAYMENTS IN LIEU OF TAXES	4,082.00			4,082.00
3425	RENT	391,657.00			391,657.00
3431	INTEREST ON INVESTMENTS	646,174.00			646,174.00
3440	GIFTS, GRANTS AND BEQUESTS	161,399.08	77,419.60		238,818.68
346A	TECHNOLOGY FEE	56,000.00			56,000.00
3461	ADULT GENERAL ED. FEES	124,520.00			124,520.00
3462	POST SECONDARY VOCATIONAL	985,000.00			985,000.00
3463	CONT. WORKFORCE FEES				
3464	CAPITAL IMPROVEMENT FEES	56,300.00			56,300.00
3465	POST SECONDARY LAB FEES	196,400.00			196,400.00
3466	LIFELONG LEARNING FEES	253,670.00			253,670.00
3467	GED TESTING FEES	7,000.00			7,000.00
3468	FINANCIAL AID FEES	118,000.00			118,000.00
3469	OTHER STUDENT FEES	96,993.00			96,993.00
3477	CUSTOMIZED PROGRAM FEES				
3486	INSURANCE PREMIUM	70,000.00			70,000.00
349A	AFTER SCHOOL PROGRAM	332,758.49	16,506.91		349,265.40
349R	RESTRICTED LOCAL				
3490	MISCELLANEOUS LOCAL	4,975,545.15	20,681.19		4,996,226.34
3494	RECPT OF FEDERAL INDIRECT	1,250,000.00			1,250,000.00
3497	REFUNDS PRIOR YEAR EXPENSE	182,362.63			182,362.63
3498	LOST/DAMAGED TEXTBOOKS				
3499	FOOD SERV. INDIRECT	400,000.00			400,000.00
3630	TRANSFER FROM CAPITAL FD.	25,860,166.00			25,860,166.00
3733	SALE OF EQUIPMENT	77,205.00			77,205.00
3740	LOSS RECOVERIES				
3741	INSURANCE LOSS RECOVERY				
3742	FEMA LOSS RECOVERY				
3743	FEMA LOSS RECOVERY (STATE)				
TOTAL		488,174,638.82	115,137.40	(2,250,672.00)	486,039,204.22

ESTIMATED APPROPRIATIONS & ENDING FUND BALANCE					
FUNCTION	DESCRIPTION	PRESENT BUDGET	INCREASE	(DECREASE)	REVISED BUDGET
5000	DIRECT INSTRUCTION	262,750,271.53		(256,074.67)	262,494,196.86
6100	STUDENT SUPPORT SERVICES	15,937,125.99	146,680.09		16,083,806.08
6200	INSTRUCTIONAL MEDIA	6,037,137.10	38,249.37		6,075,386.47
6300	CURRICULUM DEVELOPMENT	6,966,985.42	79,747.46		7,046,732.88
6400	INSTRUCTIONAL STAFF TRNG	3,583,328.15		(14,064.12)	3,569,264.03
6500	INSTRUCTIONAL TECHNOLOGY	1,419,170.33		(1,035.58)	1,418,134.75
7100	SCHOOL BOARD & ATTORNEY	1,473,820.62		(2,775.26)	1,471,045.36
7200	GENERAL ADMINISTRATION	1,020,306.04		(7,140.90)	1,013,165.14
7300	SCHOOL ADMINISTRATION	28,880,744.45	205,806.56		29,086,551.01
7400	FACILITIES ACQUISITION	1,114,188.11			1,114,188.11
7500	FISCAL SERVICES	2,512,292.75	21,176.55		2,533,469.30
7700	CENTRAL SERVICES	8,073,346.04	92,352.57		8,165,698.61
7800	PUPIL TRANSPORTATION	18,421,728.74	10,567.81		18,432,296.55
7900	OPERATION OF PLANT	34,796,314.78	20,510.76		34,816,825.52
8100	MAINTENANCE OF PLANT	16,695,372.85	345.48		16,695,718.33
8200	ADMINISTRATIVE TECHNOLOGY	3,067,204.64		(1,716.72)	3,065,487.92
9100	COMMUNITY SERVICES				
9200	DEBT SERVICE				
	ENDING FUND BALANCE	75,425,301.30		(2,468,064.00)	72,957,237.30
TOTAL		488,174,638.82	615,436.65	(2,750,871.25)	486,039,204.22

DATE ADOPTED BY SCHOOL BOARD: February 9, 2016


DISTRICT SUPERINTENDENT

December 2015 Board Approved Budget Amendments
RESOLUTION TO AMEND DISTRICT SCHOOL BUDGET
THE DISTRICT SCHOOL BOARD OF COLLIER COUNTY
SPECIAL REVENUE FUND 410 - FOOD SERVICE
RESOLUTION NUMBER 410-04

ESTIMATED REVENUE AND BEGINNING FUND BALANCE					
REVENUE	DESCRIPTION	PRESENT BUDGET	INCREASE	(DECREASE)	REVISED BUDGET
BALANCE FORWARD		9,736,018.94			9,736,018.94
326A	SUMMER FOOD PROGRAM-BREAKFAST	69,855.94			69,855.94
3261	SCHOOL LUNCH REIMBURSEMENT	11,725,587.84			11,725,587.84
3262	SCHOOL BREAKFAST REIMBURSEMENT	3,946,475.75			3,946,475.75
3263	AFTER SCHOOL SNACK REIMB	154,815.18			154,815.18
3265	USDA DONATED COMMODITIES	1,187,486.00			1,187,486.00
3267	SUMMER FOOD PROGRAM-LUNCH	150,662.43			150,662.43
3268	FRESH FRUIT AND VEGETABLE PRG	178,224.24			178,224.24
3269	OTHER FOOD SERVICES	8,019.80			8,019.80
3337	SCHOOL BREAKFAST SUPPLEMENT	143,314.00			143,314.00
3338	SCHOOL LUNCH SUPPLEMENT	167,226.00			167,226.00
3390	MISCELLANEOUS STATE REVENUE				
3395	TEACHERS AS ADVISORS				
3431	INTEREST ON INVESTMENTS	18,932.79			18,932.79
3451	FOOD SALES (STUDENT LUNCHES)	1,546,327.78			1,546,327.78
3452	STUDENT BREAKFAST				
3453	ADULT BREAKFASTS/LUNCHES	109,791.09			109,791.09
3454	STUDENT & ADULT A LA CARTE	3,977,817.40			3,977,817.40
3456	OTHER FOOD SALES	156,285.53			156,285.53
3457	CASH OVER/CASH SHORT FOOD SALE				
3490	MISCELLANEOUS LOCAL SOURCES	8,553.15			8,553.15
3494	RECEIPT OF FED INDIRECT COST				
3495	OTHER MISC LOCAL SERVICES				
3497	REFUNDS OF PRIOR YEAR EXPEND	82,963.72			82,963.72
3733	SALE OF EQUIPMENT	12,544.00			12,544.00
3742	FEMA LOSS RECOVERY - FEMA				
3743	FEMA LOSS RECOVERY - STATE				
TOTAL		33,380,901.58			33,380,901.58

ESTIMATED APPROPRIATIONS & ENDING FUND BALANCE					
FUNCTION / OBJECT	DESCRIPTION	PRESENT BUDGET	INCREASE	(DECREASE)	REVISED BUDGET
7600	FOOD SERVICES				
100	SALARIES	6,524,896.13		(2,231.69)	6,522,664.44
200	EMPLOYEE BENEFITS	2,617,266.68			2,617,266.68
300	PURCHASED SERVICES	1,308,144.00			1,308,144.00
400	ENERGY SERVICES	504,994.00			504,994.00
500	MATERIALS AND SUPPLIES	13,689,415.49			13,689,415.49
600	CAPITAL OUTLAY	2,779,721.42		(5,000.00)	2,774,721.42
700	OTHER EXPENSES	549,472.00	7,231.69		556,703.69
7700	CENTRAL SERVICES				
100	SALARIES				
200	EMPLOYEE BENEFITS				
ENDING FUND BALANCE		5,406,991.86	7,231.69	(7,231.69)	5,406,991.86
TOTAL		33,380,901.58	0.00	(7,231.69)	33,380,901.58

DATE ADOPTED BY SCHOOL BOARD:

February 9, 2016


Kamal Pata
 DISTRICT SUPERINTENDENT

RESOLUTION TO AMEND DISTRICT SCHOOL BUDGET
THE DISTRICT SCHOOL BOARD OF COLLIER COUNTY
SPECIAL REVENUE FUND 421 - HEAD START
RESOLUTION NUMBER 421-04

ESTIMATED REVENUE AND BEGINNING FUND BALANCE					
REVENUE	DESCRIPTION	PRESENT BUDGET	INCREASE	(DECREASE)	REVISED BUDGET
BALANCE FORWARD					
3130	HEAD START	2,938,258.00			2,938,258.00
3490	MISCELLANEOUS LOCAL SOURCES	734,565.00			734,565.00
TOTAL		3,672,823.00			3,672,823.00

ESTIMATED APPROPRIATIONS & ENDING FUND BALANCE					
FUNCTION	DESCRIPTION	PRESENT BUDGET	INCREASE	(DECREASE)	REVISED BUDGET
5000	INSTRUCTION	2,426,950.78	8,571.46		2,435,522.24
6100	STUDENT SUPPORT SERVICES	563,838.24	18,969.91		582,808.15
6200	INSTRUCTIONAL MEDIA SERVICES				
6300	INST AND CURRICULUM DEVEL SERV	456,308.75		(12,541.37)	443,767.38
6400	INSTRUCTIONAL STAFF TRNG SERV	11,210.00			11,210.00
7200	GENERAL ADMINISTRATION	117,944.64			117,944.64
7300	SCHOOL ADMINISTRATION				
7400	FACILITIES ACQUISITION & CONST				
7600	FOOD SERVICES				
7700	CENTRAL SERVICES	9,000.00			9,000.00
7800	PUPIL TRANSPORTATION SERVICES	56,908.59		(15,000.00)	41,908.59
7900	OPERATION OF PLANT	28,000.00			28,000.00
8100	MAINTENANCE OF PLANT	2,662.00			2,662.00
ENDING FUND BALANCE					
TOTAL		3,672,823.00	27,541.37	(27,541.37)	3,672,823.00

DATE ADOPTED BY SCHOOL BOARD: February 9, 2016


 DISTRICT SUPERINTENDENT

December 2015 Board Approved Budget Amendments
RESOLUTION TO AMEND DISTRICT SCHOOL BUDGET
THE DISTRICT SCHOOL BOARD OF COLLIER COUNTY
MISCELLANEOUS SPECIAL REVENUE FUND 429 - OTHER
RESOLUTION NUMBER 429-02

ESTIMATED REVENUE AND BEGINNING FUND BALANCE					
REVENUE	DESCRIPTION	PRESENT BUDGET	INCREASE	(DECREASE)	REVISED BUDGET
BALANCE FORWARD					
3190	OTHER FEDERAL DIRECT				
3253	VOCATIONAL REHABILITATION				
3280	FEDERAL THROUGH LOCAL				
3290	OTHER FEDERAL THROUGH STATE				
3299	MISC FED THRU STATE REVENUE				
3390	MISCELLANEOUS STATE REVENUE	47,654.68			47,654.68
3431	INTEREST ON INVESTMENTS				
3440	GIFTS GRANTS AND BEQUESTS	10,000.00			10,000.00
3469	OTHER STUDENT FEES				
349R	RESTRICTED LOCAL REVENUE	1,000.00			1,000.00
3490	MISCELLANEOUS LOCAL SOURCES	515,848.00	10,000.00		525,848.00
3630	TRANSF FR CAPITAL PROJECT FUND				
TOTAL		574,502.68	10,000.00		584,502.68

ESTIMATED APPROPRIATIONS & ENDING FUND BALANCE					
FUNCTION	DESCRIPTION	PRESENT BUDGET	INCREASE	(DECREASE)	REVISED BUDGET
5000	INSTRUCTION	492,453.02	10,000.00		502,453.02
6100	STUDENT SUPPORT SERVICES	10,500.00			10,500.00
6200	INSTRUCTIONAL MEDIA SERVICES				
6300	INST AND CURRICULUM DEVEL SERV				
6400	INSTRUCTIONAL STAFF TRNG SERV				
7200	GENERAL ADMINISTRATION				
7300	SCHOOL ADMINISTRATION				
7400	FACILITIES ACQUISITION & CONST				
7500	FISCAL SERVICES				
7600	FOOD SERVICES				
7700	CENTRAL SERVICES				
7800	PUPIL TRANSPORTATION SERVICES	58,849.66			58,849.66
7900	OPERATION OF PLANT				
8100	MAINTENANCE OF PLANT	12,700.00			12,700.00
TOTAL		574,502.68	10,000.00		584,502.68

DATE ADOPTED BY SCHOOL BOARD: February 9, 2016

Kamel Park
DISTRICT SUPERINTENDENT

November 2015 Board Approved Budget Amendments
RESOLUTION TO AMEND DISTRICT SCHOOL BUDGET
THE DISTRICT SCHOOL BOARD OF COLLIER COUNTY
CAPITAL PROJECT FUND 375 - 2015 CAPITAL IMPROVEMENT TAX
RESOLUTION NUMBER 375-02

ESTIMATED REVENUE AND BEGINNING FUND BALANCE					
REVENUE	DESCRIPTION	PRESENT BUDGET	INCREASE	(DECREASE)	REVISED BUDGET
BALANCE FORWARD		46,260,074.84			46,260,074.84
3413	DIST LOCAL CAPITAL IMPROVE TAX				
3431	INTEREST ON INVESTMENTS	80,000.00			80,000.00
3433	NET INC /DEC IN FMV OF INVEST.				
3497	REFUNDS OF PRIOR YEAR EXPEND				
TOTAL		46,340,074.84			46,340,074.84

ESTIMATED APPROPRIATIONS & ENDING FUND BALANCE					
FUNCTION / OBJECT	DESCRIPTION	PRESENT BUDGET	INCREASE	(DECREASE)	REVISED BUDGET
7400	FACILITIES ACQUISITION & CONST				
610	LIBRARY BOOKS				
620	AUDIO-VISUAL MATERIALS				
630	BUILDINGS AND FIXED EQUIPMENT	32,069,369.96			32,069,369.96
640	FURNITURE, FIXTURES & EQUIPMENT	901,561.07	47.44		901,608.51
650	MOTOR VEHICLES	3,454,230.00			3,454,230.00
660	LAND	12,421.70			12,421.70
670	IMPROVEMENTS OTHER THAN BLDGS	238,126.40			238,126.40
680	REMODELING AND RENOVATIONS	1,758,069.19		(47.44)	1,758,021.75
690	COMPUTER SOFTWARE	812,000.00			812,000.00
9700	TRANSFER OF FUNDS				
910	TRANSFERS TO GENERAL FUND				
920	TRANSFERS TO DEBT SERVICE FUND	4,880,000.00			4,880,000.00
ENDING FUND BALANCE		2,214,296.52	47.44	(47.44)	2,214,296.52
TOTAL		46,340,074.84	0.00	(47.44)	46,340,074.84

DATE ADOPTED BY SCHOOL BOARD:

January 12, 2016


DISTRICT SUPERINTENDENT

November 2015 Board Approved Budget Amendments
RESOLUTION TO AMEND DISTRICT SCHOOL BUDGET
THE DISTRICT SCHOOL BOARD OF COLLIER COUNTY
CAPITAL PROJECT FUND 376 - 2016 CAPITAL IMPROVEMENT TAX
RESOLUTION NUMBER 376-02

ESTIMATED REVENUE AND BEGINNING FUND BALANCE					
REVENUE	DESCRIPTION	PRESENT BUDGET	INCREASE	(DECREASE)	REVISED BUDGET
BALANCE FORWARD					
3413	DIST LOCAL CAPITAL IMPROVE TAX	98,719,432.00			98,719,432.00
3431	INTEREST ON INVESTMENTS	85,000.00			85,000.00
3433	NET INC /DEC IN FMV OF INVEST.				
3497	REFUNDS OF PRIOR YEAR EXPEND				
TOTAL		98,804,432.00			98,804,432.00

ESTIMATED APPROPRIATIONS & ENDING FUND BALANCE					
FUNCTION / OBJECT	DESCRIPTION	PRESENT BUDGET	INCREASE	(DECREASE)	REVISED BUDGET
7400	FACILITIES ACQUISITION & CONST				
610	LIBRARY BOOKS				
620	AUDIO-VISUAL MATERIALS				
630	BUILDINGS AND FIXED EQUIPMENT	5,397,428.00			5,397,428.00
640	FURNITURE, FIXTURES & EQUIPMENT	98,090.00			98,090.00
650	MOTOR VEHICLES	2,857,421.00			2,857,421.00
660	LAND	475,000.00			475,000.00
670	IMPROVEMENTS OTHER THAN BLDGS	691,000.00	20,000.00		711,000.00
680	REMODELING AND RENOVATIONS	25,847,449.50		(20,000.00)	25,827,449.50
690	COMPUTER SOFTWARE	50,000.00			50,000.00
9700	TRANSFER OF FUNDS				
910	TRANSFERS TO GENERAL FUND	24,897,948.00			24,897,948.00
920	TRANSFERS TO DEBT SERVICE FUND	37,612,521.00			37,612,521.00
ENDING FUND BALANCE		877,574.50			877,574.50
			20,000.00	(20,000.00)	
TOTAL		98,804,432.00			98,804,432.00

DATE ADOPTED BY SCHOOL BOARD: January 12, 2016

Kam Path
 DISTRICT SUPERINTENDENT

November 2015 Board Approved Budget Amendments
RESOLUTION TO AMEND DISTRICT SCHOOL BUDGET
THE DISTRICT SCHOOL BOARD OF COLLIER COUNTY
SPECIAL REVENUE FUND 410 - FOOD SERVICE
RESOLUTION NUMBER 410-03

ESTIMATED REVENUE AND BEGINNING FUND BALANCE					
REVENUE	DESCRIPTION	PRESENT BUDGET	INCREASE	(DECREASE)	REVISED BUDGET
BALANCE FORWARD		9,736,018.94			9,736,018.94
326A	SUMMER FOOD PROGRAM-BREAKFAST	69,855.94			69,855.94
3261	SCHOOL LUNCH REIMBURSEMENT	11,725,587.84			11,725,587.84
3262	SCHOOL BREAKFAST REIMBURSEMENT	3,946,475.75			3,946,475.75
3263	AFTER SCHOOL SNACK REIMB	154,815.18			154,815.18
3265	USDA DONATED COMMODITIES	1,187,486.00			1,187,486.00
3267	SUMMER FOOD PROGRAM-LUNCH	150,662.43			150,662.43
3268	FRESH FRUIT AND VEGETABLE PRG	178,224.24			178,224.24
3269	OTHER FOOD SERVICES	8,019.80			8,019.80
3337	SCHOOL BREAKFAST SUPPLEMENT	143,314.00			143,314.00
3338	SCHOOL LUNCH SUPPLEMENT	167,226.00			167,226.00
3390	MISCELLANEOUS STATE REVENUE				
3395	TEACHERS AS ADVISORS				
3431	INTEREST ON INVESTMENTS	18,932.79			18,932.79
3451	FOOD SALES (STUDENT LUNCHES)	1,546,327.78			1,546,327.78
3452	STUDENT BREAKFAST				
3453	ADULT BREAKFASTS/LUNCHES	109,791.09			109,791.09
3454	STUDENT & ADULT A LA CARTE	3,977,817.40			3,977,817.40
3456	OTHER FOOD SALES	156,285.53			156,285.53
3457	CASH OVER/CASH SHORT FOOD SALE				
3490	MISCELLANEOUS LOCAL SOURCES	8,553.15			8,553.15
3494	RECEIPT OF FED INDIRECT COST				
3495	OTHER MISC LOCAL SERVICES				
3497	REFUNDS OF PRIOR YEAR EXPEND	82,963.72			82,963.72
3733	SALE OF EQUIPMENT	12,544.00			12,544.00
3742	FEMA LOSS RECOVERY - FEMA				
3743	FEMA LOSS RECOVERY - STATE				
TOTAL		33,380,901.58			33,380,901.58

ESTIMATED APPROPRIATIONS & ENDING FUND BALANCE					
FUNCTION / OBJECT	DESCRIPTION	PRESENT BUDGET	INCREASE	(DECREASE)	REVISED BUDGET
7600	FOOD SERVICES				
100	SALARIES	5,524,896.13			5,524,896.13
200	EMPLOYEE BENEFITS	2,617,266.68			2,617,266.68
300	PURCHASED SERVICES	1,308,144.00			1,308,144.00
400	ENERGY SERVICES	504,994.00			504,994.00
500	MATERIALS AND SUPPLIES	13,089,415.49	600,000.00		13,689,415.49
600	CAPITAL OUTLAY	3,379,721.42		(600,000.00)	2,779,721.42
700	OTHER EXPENSES	549,472.00			549,472.00
7700	CENTRAL SERVICES				
100	SALARIES				
200	EMPLOYEE BENEFITS				
ENDING FUND BALANCE		5,406,991.86	600,000.00	(600,000.00)	5,406,991.86
TOTAL		33,380,901.58	600,000.00	(600,000.00)	33,380,901.58

DATE ADOPTED BY SCHOOL BOARD:

January 12, 2016

Kenneth Pate
 DISTRICT SUPERINTENDENT

November 2015 Board Approved Budget Amendments
RESOLUTION TO AMEND DISTRICT SCHOOL BUDGET
THE DISTRICT SCHOOL BOARD OF COLLIER COUNTY
SPECIAL REVENUE FUND 420 - DOE/STATE
RESOLUTION NUMBER 420-03

ESTIMATED REVENUE AND BEGINNING FUND BALANCE					
REVENUE	DESCRIPTION	PRESENT BUDGET	INCREASE	(DECREASE)	REVISED BUDGET
BALANCE FORWARD					
3201	CAREER & TECHNICAL EDUCATION	563,266.00			563,266.00
3220	WORKFORCE INVESTMENT ACT				
3221	ADULT GENERAL EDUCATION	587,494.00			587,494.00
3222	ENGLISH LITERACY & CIVICS EDUC	209,883.00			209,883.00
3223	ADULT MIGRANT EDUCATION	401,537.46			401,537.46
3225	TEACHER TRAINING TITLE II PT A	1,251,313.72			1,251,313.72
3226	MATH & SCI PRS TITLE II PART B	262,112.45			262,112.45
3230	INDIV WITH DISABL EDUC ACT	10,093,263.66		(0.77)	10,093,262.89
3240	ELEM & SECONDARY EDUC ACT TI I	18,443,425.62			18,443,425.62
3241	LANGUAGE INSTRUCTION TITLE III	704,645.43	278,410.81		983,056.24
3251	ADULT GENERAL EDUCATION				
3290	OTHER FEDERAL THROUGH STATE	351,910.81		(278,410.81)	73,500.00
3293	EMERGENCY IMMIGRANT EDUCATION				
3461	ADULT GENERAL ED COURSE FEES				
3490	MISCELLANEOUS LOCAL SOURCES				
TOTAL		32,868,852.15	278,410.81 (0.77)	(278,411.58)	32,868,851.38

ESTIMATED APPROPRIATIONS & ENDING FUND BALANCE					
FUNCTION	DESCRIPTION	PRESENT BUDGET	INCREASE	(DECREASE)	REVISED BUDGET
5000	INSTRUCTION	16,481,789.23	5,536.63		16,487,325.86
6100	STUDENT SUPPORT SERVICES	2,382,842.80	1,588.26		2,384,431.06
6200	INSTRUCTIONAL MEDIA SERVICES	8,632.06			8,632.06
6300	INST AND CURRICULUM DEVEL SERV	6,087,329.74		(4,981.63)	6,082,348.11
6400	INSTRUCTIONAL STAFF TRNG SERV	6,147,794.06		(2,724.13)	6,145,069.93
6500	INSTRUCTION RELATED TECHNOLOGY				
7200	GENERAL ADMINISTRATION	1,324,189.35		(895.90)	1,323,293.45
7300	SCHOOL ADMINISTRATION	159,878.89			159,878.89
7400	FACILITIES ACQUISITION & CONST				
7500	FISCAL SERVICES				
7600	FOOD SERVICES				
7700	CENTRAL SERVICES	194,831.61	1,176.00		196,007.61
7800	PUPIL TRANSPORTATION SERVICES	80,314.41			80,314.41
7900	OPERATION OF PLANT	1,250.00	300.00		1,550.00
8100	MAINTENANCE OF PLANT				
8200	ADMINISTRATIVE TECHNOLOGY SERV				
ENDING FUND BALANCE		32,868,852.15	8,600.89 (0.77)	(8,601.66)	32,868,851.38

DATE ADOPTED BY SCHOOL BOARD:

January 12, 2016

Kameel Latif
DISTRICT SUPERINTENDENT

November 2015 Board Approved Budget Amendments
RESOLUTION TO AMEND DISTRICT SCHOOL BUDGET
THE DISTRICT SCHOOL BOARD OF COLLIER COUNTY
SPECIAL REVENUE FUND 421 - HEAD START
RESOLUTION NUMBER 421-03

ESTIMATED REVENUE AND BEGINNING FUND BALANCE					
REVENUE	DESCRIPTION	PRESENT BUDGET	INCREASE	(DECREASE)	REVISED BUDGET
BALANCE FORWARD					
3130	HEAD START	2,938,258.00			2,938,258.00
3490	MISCELLANEOUS LOCAL SOURCES	734,565.00			734,565.00
TOTAL		3,672,823.00			3,672,823.00

ESTIMATED APPROPRIATIONS & ENDING FUND BALANCE					
FUNCTION	DESCRIPTION	PRESENT BUDGET	INCREASE	(DECREASE)	REVISED BUDGET
5000	INSTRUCTION	2,427,950.78		(1,000.00)	2,426,950.78
6100	STUDENT SUPPORT SERVICES	563,838.24			563,838.24
6200	INSTRUCTIONAL MEDIA SERVICES				
6300	INST AND CURRICULUM DEVEL SERV	455,308.75	1,000.00		456,308.75
6400	INSTRUCTIONAL STAFF TRNG SERV	11,210.00			11,210.00
7200	GENERAL ADMINISTRATION	117,944.64			117,944.64
7300	SCHOOL ADMINISTRATION				
7400	FACILITIES ACQUISITION & CONST				
7600	FOOD SERVICES				
7700	CENTRAL SERVICES	9,000.00			9,000.00
7800	PUPIL TRANSPORTATION SERVICES	56,908.59			56,908.59
7900	OPERATION OF PLANT	28,000.00			28,000.00
8100	MAINTENANCE OF PLANT	2,662.00			2,662.00
ENDING FUND BALANCE					
TOTAL		3,672,823.00	1,000.00	(1,000.00)	3,672,823.00

DATE ADOPTED BY SCHOOL BOARD: January 12, 2016


 DISTRICT SUPERINTENDENT

January 2016 Board Approved Budget Amendments
RESOLUTION TO AMEND DISTRICT SCHOOL BUDGET
THE DISTRICT SCHOOL BOARD OF COLLIER COUNTY
GENERAL FUND
RESOLUTION NUMBER 100-05

ESTIMATED REVENUE AND BEGINNING FUND BALANCE					
REVENUE	DESCRIPTION	PRESENT BUDGET	INCREASE	(DECREASE)	REVISED BUDGET
	BALANCE FORWARD	65,693,054.74			65,693,054.74
3190	OTHER FEDERAL DIRECT				
3191	ROTC	475,000.00			475,000.00
3202	MEDICAID	1,900,000.00			1,900,000.00
3290	OTHER FEDERAL THRU STATE	3,383.54			3,383.54
3299	MISC FED THRU STATE				
3310	FLORIDA EDUC FINANCE PROG.	23,483,550.00			23,483,550.00
3315	WORKFORCE DEVELOPMENT	8,291,946.00			8,291,946.00
3317	WORKFORCE PERFORMANCE				
3318	ADULT HANDICAPPED				
3323	CAPITAL OUTLAY & DEBT SERV.	27,000.00			27,000.00
3340	OTHER STATE REVENUE				
3341	RACING COMMISSION FUNDS	446,500.00			446,500.00
3343	STATE LICENSE TAX	106,000.00			106,000.00
3344	DISCRETIONARY LOTTERY	168,033.00			168,033.00
3355	CLASS SIZE REDUCTION	51,762,267.00			51,762,267.00
3361	SCHOOL RECOGNITION	2,582,672.00			2,582,672.00
3371	VOLUNTARY PRE-K	1,327,064.83			1,327,064.83
3390	MISC. STATE	116,032.06	264,200.64		380,232.70
3411	DISTRICT SCHOOL TAX	293,296,861.00			293,296,861.00
3422	PAYMENTS IN LIEU OF TAXES	4,082.00	345.00		4,427.00
3425	RENT	391,657.00			391,657.00
3431	INTEREST ON INVESTMENTS	646,174.00			646,174.00
3440	GIFTS, GRANTS AND BEQUESTS	238,818.68	30,339.16		269,157.84
346A	TECHNOLOGY FEE	56,000.00			56,000.00
3461	ADULT GENERAL ED. FEES	124,520.00			124,520.00
3462	POST SECONDARY VOCATIONAL	985,000.00			985,000.00
3463	CONT. WORKFORCE FEES				
3464	CAPITAL IMPROVEMENT FEES	56,300.00			56,300.00
3465	POST SECONDARY LAB FEES	196,400.00			196,400.00
3466	LIFELONG LEARNING FEES	253,670.00			253,670.00
3467	GED TESTING FEES	7,000.00			7,000.00
3468	FINANCIAL AID FEES	118,000.00			118,000.00
3469	OTHER STUDENT FEES	96,993.00			96,993.00
3477	CUSTOMIZED PROGRAM FEES				
3486	INSURANCE PREMIUM	70,000.00			70,000.00
349A	AFTER SCHOOL PROGRAM	349,265.40	18,817.76		368,083.16
349R	RESTRICTED LOCAL				
3490	MISCELLANEOUS LOCAL	4,996,226.34	12,089.56		5,008,315.90
3494	RECPT OF FEDERAL INDIRECT	1,250,000.00			1,250,000.00
3497	REFUNDS PRIOR YEAR EXPENSE	182,362.63			182,362.63
3498	LOST/DAMAGED TEXTBOOKS				
3499	FOOD SERV. INDIRECT	400,000.00			400,000.00
3630	TRANSFER FROM CAPITAL FD.	25,860,166.00			25,860,166.00
3733	SALE OF EQUIPMENT	77,205.00			77,205.00
3740	LOSS RECOVERIES				
3741	INSURANCE LOSS RECOVERY				
3742	FEMA LOSS RECOVERY				
3743	FEMA LOSS RECOVERY (STATE)				
			325,792.12		
TOTAL		486,039,204.22	325,792.12		486,364,996.34

ESTIMATED APPROPRIATIONS & ENDING FUND BALANCE					
FUNCTION	DESCRIPTION	PRESENT BUDGET	INCREASE	(DECREASE)	REVISED BUDGET
5000	DIRECT INSTRUCTION	262,494,196.86	3,852,928.40		266,347,125.26
6100	STUDENT SUPPORT SERVICES	16,083,806.08	143,538.54		16,227,344.62
6200	INSTRUCTIONAL MEDIA	6,075,386.47		(28,333.42)	6,047,053.05
6300	CURRICULUM DEVELOPMENT	7,046,732.88		(51,721.29)	6,995,011.59
6400	INSTRUCTIONAL STAFF TRNG	3,569,264.03		(21,171.24)	3,548,092.79
6500	INSTRUCTIONAL TECHNOLOGY	1,418,134.75	16,627.69		1,434,762.44
7100	SCHOOL BOARD & ATTORNEY	1,471,045.36	22,726.37		1,493,771.73
7200	GENERAL ADMINISTRATION	1,013,165.14	9,320.00		1,022,485.14
7300	SCHOOL ADMINISTRATION	29,086,551.01	426,950.25		29,513,501.26
7400	FACILITIES ACQUISITION	1,114,188.11		(100,000.00)	1,014,188.11
7500	FISCAL SERVICES	2,533,469.30	66,184.96		2,599,654.26
7700	CENTRAL SERVICES	8,165,698.61		(84,431.16)	8,081,267.45
7800	PUPIL TRANSPORTATION	18,432,296.55	983,879.92		19,416,176.47
7900	OPERATION OF PLANT	34,816,825.52	229,465.52		35,046,291.04
8100	MAINTENANCE OF PLANT	16,695,718.33	20,949.36		16,716,667.69
8200	ADMINISTRATIVE TECHNOLOGY	3,065,487.92		(82,853.69)	2,982,634.23
9100	COMMUNITY SERVICES				
9200	DEBT SERVICE				
ENDING FUND BALANCE		72,957,237.30		(5,078,268.09)	67,878,969.21
			5,772,671.01	(5,446,778.89)	
TOTAL		486,039,204.22	325,792.12		486,364,996.34

DATE ADOPTED BY SCHOOL BOARD: March 8, 2016



DISTRICT SUPERINTENDENT

January 2016 Board Approved Budget Amendments
RESOLUTION TO AMEND DISTRICT SCHOOL BUDGET
 THE DISTRICT SCHOOL BOARD OF COLLIER COUNTY
 CAPITAL PROJECT FUND 370 - CAPITAL IMPROVEMENT TAX
 RESOLUTION NUMBER 370-05

ESTIMATED REVENUE AND BEGINNING FUND BALANCE					
REVENUE	DESCRIPTION	PRESENT BUDGET	INCREASE	(DECREASE)	REVISED BUDGET
BALANCE FORWARD		71,970,064.88			71,970,064.88
3413	DIST LOCAL CAPITAL IMPROVE TAX				
3431	INTEREST ON INVESTMENTS	250,000.00			250,000.00
3433	NET INC /DEC IN FMV OF INVEST.				
3490	MISCELLANEOUS LOCAL SOURCES				
3497	REFUNDS OF PRIOR YEAR EXPEND				
3733	SALE OF EQUIPMENT	205,056.80			205,056.80
TOTAL		72,425,121.68			72,425,121.68

ESTIMATED APPROPRIATIONS & ENDING FUND BALANCE					
FUNCTION / OBJECT	DESCRIPTION	PRESENT BUDGET	INCREASE	(DECREASE)	REVISED BUDGET
7400	FACILITIES ACQUISITION & CONST				
610	LIBRARY BOOKS				
620	AUDIO-VISUAL MATERIALS				
630	BUILDINGS AND FIXED EQUIPMENT	16,836,084.30			16,836,084.30
640	FURNITURE, FIXTURES & EQUIPMENT	7,000.00			7,000.00
650	MOTOR VEHICLES				
660	LAND				
670	IMPROVEMENTS OTHER THAN BLDGS	2,653,701.86	20,000.00		2,673,701.86
680	REMODELING AND RENOVATIONS	13,213,111.83		(20,000.00)	13,193,111.83
690	COMPUTER SOFTWARE				
9700	TRANSFER OF FUNDS				
910	TRANSFERS TO GENERAL FUND				
920	TRANSFERS TO DEBT SERVICE FUND	16,888,261.81			16,888,261.81
ENDING FUND BALANCE		22,826,961.88			22,826,961.88
TOTAL		72,425,121.68	20,000.00	(20,000.00)	72,425,121.68

DATE ADOPTED BY SCHOOL BOARD: March 8, 2016


 DISTRICT SUPERINTENDENT

January 2016 Board Approved Budget Amendments
RESOLUTION TO AMEND DISTRICT SCHOOL BUDGET
 THE DISTRICT SCHOOL BOARD OF COLLIER COUNTY
 CAPITAL PROJECT FUND 376 - 2016 CAPITAL IMPROVEMENT TAX
 RESOLUTION NUMBER 376-04

ESTIMATED REVENUE AND BEGINNING FUND BALANCE					
REVENUE	DESCRIPTION	PRESENT BUDGET	INCREASE	(DECREASE)	REVISED BUDGET
BALANCE FORWARD					
TOTAL		98,804,432.00			98,804,432.00

ESTIMATED APPROPRIATIONS & ENDING FUND BALANCE					
FUNCTION / OBJECT	DESCRIPTION	PRESENT BUDGET	INCREASE	(DECREASE)	REVISED BUDGET
ENDING FUND BALANCE		877,574.50			877,574.50
TOTAL		98,804,432.00	50,000.00	(50,000.00)	98,804,432.00

DATE ADOPTED BY SCHOOL BOARD: March 8, 2016

Karen Paul

 DISTRICT SUPERINTENDENT

January 2016 Board Approved Budget Amendments
RESOLUTION TO AMEND DISTRICT SCHOOL BUDGET
 THE DISTRICT SCHOOL BOARD OF COLLIER COUNTY
 SPECIAL REVENUE FUND 410 - FOOD SERVICE
RESOLUTION NUMBER 410-05

ESTIMATED REVENUE AND BEGINNING FUND BALANCE					
REVENUE	DESCRIPTION	PRESENT BUDGET	INCREASE	(DECREASE)	REVISED BUDGET
BALANCE FORWARD		9,736,018.94			9,736,018.94
326A	SUMMER FOOD PROGRAM-BREAKFAST	69,855.94			69,855.94
3261	SCHOOL LUNCH REIMBURSEMENT	11,725,587.84			11,725,587.84
3262	SCHOOL BREAKFAST REIMBURSEMENT	3,946,475.75			3,946,475.75
3263	AFTER SCHOOL SNACK REIMB	154,815.18			154,815.18
3265	USDA DONATED COMMODITIES	1,187,486.00			1,187,486.00
3267	SUMMER FOOD PROGRAM-LUNCH	150,662.43			150,662.43
3268	FRESH FRUIT AND VEGETABLE PRG	178,224.24			178,224.24
3269	OTHER FOOD SERVICES	8,019.80			8,019.80
3337	SCHOOL BREAKFAST SUPPLEMENT	143,314.00			143,314.00
3338	SCHOOL LUNCH SUPPLEMENT	167,226.00			167,226.00
3390	MISCELLANEOUS STATE REVENUE				
3395	TEACHERS AS ADVISORS				
3431	INTEREST ON INVESTMENTS	18,932.79			18,932.79
3451	FOOD SALES (STUDENT LUNCHES)	1,546,327.78			1,546,327.78
3452	STUDENT BREAKFAST				
3453	ADULT BREAKFASTS/LUNCHES	109,791.09			109,791.09
3454	STUDENT & ADULT A LA CARTE	3,977,817.40			3,977,817.40
3456	OTHER FOOD SALES	156,285.53			156,285.53
3457	CASH OVER/CASH SHORT FOOD SALE				
3469	OTHER STUDENT FEES		4,500.00		4,500.00
3490	MISCELLANEOUS LOCAL SOURCES	8,553.15			8,553.15
3494	RECEIPT OF FED INDIRECT COST				
3495	OTHER MISC LOCAL SERVICES				
3497	REFUNDS OF PRIOR YEAR EXPEND	82,963.72			82,963.72
3733	SALE OF EQUIPMENT	12,544.00			12,544.00
3742	FEMA LOSS RECOVERY - FEMA				
3743	FEMA LOSS RECOVERY - STATE				
			4,500.00		
			4,500.00		
TOTAL		33,380,901.58			33,385,401.58

ESTIMATED APPROPRIATIONS & ENDING FUND BALANCE					
FUNCTION / OBJECT	DESCRIPTION	PRESENT BUDGET	INCREASE	(DECREASE)	REVISED BUDGET
7600	FOOD SERVICES				
100	SALARIES	6,522,664.44		(500.00)	6,522,164.44
200	EMPLOYEE BENEFITS	2,617,266.68	550.00		2,617,816.68
300	PURCHASED SERVICES	1,308,144.00			1,308,144.00
400	ENERGY SERVICES	504,994.00			504,994.00
500	MATERIALS AND SUPPLIES	13,689,415.49	20,300.00		13,709,715.49
600	CAPITAL OUTLAY	2,774,721.42		(21,850.00)	2,752,871.42
700	OTHER EXPENSES	556,703.69	6,000.00		562,703.69
7700	CENTRAL SERVICES				
100	SALARIES				
200	EMPLOYEE BENEFITS				
ENDING FUND BALANCE		5,406,991.86			5,406,991.86
			26,850.00	(22,350.00)	
TOTAL		33,380,901.58			33,385,401.58

DATE ADOPTED BY SCHOOL BOARD:

March 8, 2016



 DISTRICT SUPERINTENDENT

January 2016 Board Approved Budget Amendments
RESOLUTION TO AMEND DISTRICT SCHOOL BUDGET
THE DISTRICT SCHOOL BOARD OF COLLIER COUNTY
MISCELLANEOUS SPECIAL REVENUE FUND 429 - OTHER
RESOLUTION NUMBER 429-03

ESTIMATED REVENUE AND BEGINNING FUND BALANCE					
REVENUE	DESCRIPTION	PRESENT BUDGET	INCREASE	(DECREASE)	REVISED BUDGET
BALANCE FORWARD					
TOTAL		584,502.68	32,336.47 (92,038.93)	(124,375.40)	492,463.75

ESTIMATED APPROPRIATIONS & ENDING FUND BALANCE					
FUNCTION	DESCRIPTION	PRESENT BUDGET	INCREASE	(DECREASE)	REVISED BUDGET
TOTAL		584,502.68	(92,038.93)	(92,038.93)	492,463.75

DATE ADOPTED BY SCHOOL BOARD: March 8, 2016



 DISTRICT SUPERINTENDENT

February 2016 Board Approved Budget Amendments
RESOLUTION TO AMEND DISTRICT SCHOOL BUDGET
THE DISTRICT SCHOOL BOARD OF COLLIER COUNTY
GENERAL FUND
RESOLUTION NUMBER 100-06

ESTIMATED REVENUE AND BEGINNING FUND BALANCE					
REVENUE	DESCRIPTION	PRESENT BUDGET	INCREASE	(DECREASE)	REVISED BUDGET
	BALANCE FORWARD	65,693,054.74			65,693,054.74
3190	OTHER FEDERAL DIRECT				
3191	ROTC	475,000.00			475,000.00
3202	MEDICAID	1,900,000.00			1,900,000.00
3290	OTHER FEDERAL THRU STATE	3,383.54			3,383.54
3299	MISC FED THRU STATE				
3310	FLORIDA EDUC FINANCE PROG.	23,483,550.00			23,483,550.00
3315	WORKFORCE DEVELOPMENT	8,291,946.00			8,291,946.00
3317	WORKFORCE PERFORMANCE				
3318	ADULT HANDICAPPED				
3323	CAPITAL OUTLAY & DEBT SERV.	27,000.00			27,000.00
3340	OTHER STATE REVENUE				
3341	RACING COMMISSION FUNDS	446,500.00			446,500.00
3343	STATE LICENSE TAX	106,000.00			106,000.00
3344	DISCRETIONARY LOTTERY	168,033.00			168,033.00
3355	CLASS SIZE REDUCTION	51,762,267.00			51,762,267.00
3361	SCHOOL RECOGNITION	2,582,672.00			2,582,672.00
3371	VOLUNTARY PRE-K	1,327,084.83		(852.00)	1,326,212.83
3390	MISC. STATE	380,232.70			380,232.70
3411	DISTRICT SCHOOL TAX	293,296,861.00			293,296,861.00
3422	PAYMENTS IN LIEU OF TAXES	4,427.00			4,427.00
3425	RENT	391,657.00			391,657.00
3431	INTEREST ON INVESTMENTS	646,174.00			646,174.00
3440	GIFTS, GRANTS AND BEQUESTS	269,157.84	140,151.98		409,309.82
346A	TECHNOLOGY FEE	56,000.00			56,000.00
3461	ADULT GENERAL ED. FEES	124,520.00			124,520.00
3462	POST SECONDARY VOCATIONAL	985,000.00			985,000.00
3463	CONT. WORKFORCE FEES				
3464	CAPITAL IMPROVEMENT FEES	56,300.00			56,300.00
3465	POST SECONDARY LAB FEES	196,400.00			196,400.00
3466	LIFELONG LEARNING FEES	253,670.00			253,670.00
3467	GED TESTING FEES	7,000.00			7,000.00
3468	FINANCIAL AID FEES	118,000.00			118,000.00
3469	OTHER STUDENT FEES	96,993.00			96,993.00
3477	CUSTOMIZED PROGRAM FEES				
3486	INSURANCE PREMIUM	70,000.00	20,000.00		90,000.00
349A	AFTER SCHOOL PROGRAM	368,083.16	20,491.43		388,574.59
349R	RESTRICTED LOCAL				
3490	MISCELLANEOUS LOCAL	5,008,316.90	64,340.59		5,072,656.49
3494	RECPT OF FEDERAL INDIRECT	1,250,000.00			1,250,000.00
3497	REFUNDS PRIOR YEAR EXPENSE	182,362.63			182,362.63
3498	LOST/DAMAGED TEXTBOOKS				
3499	FOOD SERV. INDIRECT	400,000.00			400,000.00
3630	TRANSFER FROM CAPITAL FD.	25,860,166.00			25,860,166.00
3733	SALE OF EQUIPMENT	77,205.00			77,205.00
3740	LOSS RECOVERIES				
3741	INSURANCE LOSS RECOVERY				
3742	FEMA LOSS RECOVERY				
3743	FEMA LOSS RECOVERY (STATE)				
			244,984.00	(852.00)	
TOTAL		486,364,996.34	244,132.00		486,609,128.34

ESTIMATED APPROPRIATIONS & ENDING FUND BALANCE					
FUNCTION	DESCRIPTION	PRESENT BUDGET	INCREASE	(DECREASE)	REVISED BUDGET
5000	DIRECT INSTRUCTION	266,347,125.26	87,186.98		266,434,312.24
6100	STUDENT SUPPORT SERVICES	16,227,344.62	60,088.37		16,287,432.99
6200	INSTRUCTIONAL MEDIA	6,047,053.05	9,380.04		6,056,433.09
6300	CURRICULUM DEVELOPMENT	6,995,011.59		(18,633.24)	6,976,378.35
6400	INSTRUCTIONAL STAFF TRNG	3,548,092.79	10,739.15		3,558,831.94
6500	INSTRUCTIONAL TECHNOLOGY	1,434,762.44		(20,223.20)	1,414,539.24
7100	SCHOOL BOARD & ATTORNEY	1,493,771.73	3,407.02		1,497,178.75
7200	GENERAL ADMINISTRATION	1,022,485.14		(2,046.07)	1,020,439.07
7300	SCHOOL ADMINISTRATION	29,513,501.26		(23,349.75)	29,490,151.51
7400	FACILITIES ACQUISITION	1,014,188.11		(10,000.00)	1,004,188.11
7500	FISCAL SERVICES	2,599,654.26		(7,307.79)	2,592,346.47
7700	CENTRAL SERVICES	8,081,267.45	120,369.42		8,201,636.87
7800	PUPIL TRANSPORTATION	19,416,176.47		(3,401.76)	19,412,774.71
7900	OPERATION OF PLANT	35,046,291.04	13,590.27		35,059,881.31
8100	MAINTENANCE OF PLANT	16,716,667.69	5,382.29		16,722,049.98
8200	ADMINISTRATIVE TECHNOLOGY	2,982,634.23	18,950.27		3,001,584.50
9100	COMMUNITY SERVICES				
9200	DEBT SERVICE				
ENDING FUND BALANCE		67,878,969.21	329,093.81	(84,961.81)	67,878,969.21
TOTAL		486,364,996.34	244,132.00		486,609,128.34

DATE ADOPTED BY SCHOOL BOARD: April 12, 2016



DISTRICT SUPERINTENDENT

February 2016 Board Approved Budget Amendments
RESOLUTION TO AMEND DISTRICT SCHOOL BUDGET
 THE DISTRICT SCHOOL BOARD OF COLLIER COUNTY
 DEBT SERVICE FUND 29D - COPS 14-15 SERIES 2015
 RESOLUTION NUMBER 29D-01

ESTIMATED REVENUE AND BEGINNING FUND BALANCE					
REVENUE	DESCRIPTION	PRESENT BUDGET	INCREASE	(DECREASE)	REVISED BUDGET
	BALANCE FORWARD	341,034.86			341,034.86
3431	INTEREST ON INVESTMENTS	1,000.00			1,000.00
3630	TRANSF FR CAPITAL PROJECT FUND	4,126,850.00			4,126,850.00
3755	REFUNDING LEASE-PURCH AGRMTS				
3793	PREMIUM ON COPS				
TOTAL		4,468,884.86			4,468,884.86

ESTIMATED APPROPRIATIONS & ENDING FUND BALANCE					
FUNCTION / OBJECT	DESCRIPTION	PRESENT BUDGET	INCREASE	(DECREASE)	REVISED BUDGET
9200	DEBT SERVICE				
710	REDEMPTION OF PRINCIPAL	2,400,000.00			2,400,000.00
720	INTEREST	1,210,206.00			1,210,206.00
730	DUES AND FEES	25,878.00		(17,705.91)	8,172.09
760	PAYMTS TO REFUNDED BOND ESCROW				
ENDING FUND BALANCE		832,800.86	17,705.91		850,506.77
			17,705.91	(17,705.91)	
TOTAL		4,468,884.86	0.00		4,468,884.86

DATE ADOPTED BY SCHOOL BOARD: April 12, 2016



 DISTRICT SUPERINTENDENT

February 2016 Board Approved Budget Amendments
RESOLUTION TO AMEND DISTRICT SCHOOL BUDGET
THE DISTRICT SCHOOL BOARD OF COLLIER COUNTY
CAPITAL PROJECT FUND 370 - CAPITAL IMPROVEMENT TAX
RESOLUTION NUMBER 370-06

ESTIMATED REVENUE AND BEGINNING FUND BALANCE					
REVENUE	DESCRIPTION	PRESENT BUDGET	INCREASE	(DECREASE)	REVISED BUDGET
BALANCE FORWARD		71,970,064.88			71,970,064.88
3413	DIST LOCAL CAPITAL IMPROVE TAX				
3431	INTEREST ON INVESTMENTS	250,000.00			250,000.00
3433	NET INC /DEC IN FMV OF INVEST.				
3490	MISCELLANEOUS LOCAL SOURCES				
3497	REFUNDS OF PRIOR YEAR EXPEND				
3733	SALE OF EQUIPMENT	205,056.80			205,056.80
TOTAL		72,425,121.68			72,425,121.68

ESTIMATED APPROPRIATIONS & ENDING FUND BALANCE					
FUNCTION / OBJECT	DESCRIPTION	PRESENT BUDGET	INCREASE	(DECREASE)	REVISED BUDGET
7400	FACILITIES ACQUISITION & CONST				
610	LIBRARY BOOKS				
620	AUDIO-VISUAL MATERIALS				
630	BUILDINGS AND FIXED EQUIPMENT	16,836,084.30			16,836,084.30
640	FURNITURE, FIXTURES & EQUIPMENT	7,000.00			7,000.00
650	MOTOR VEHICLES				
660	LAND				
670	IMPROVEMENTS OTHER THAN BLDGS	2,673,701.86			2,673,701.86
680	REMODELING AND RENOVATIONS	13,193,111.83		(5,537.84)	13,187,573.99
690	COMPUTER SOFTWARE				
9700	TRANSFER OF FUNDS				
910	TRANSFERS TO GENERAL FUND				
920	TRANSFERS TO DEBT SERVICE FUND	16,888,261.81			16,888,261.81
ENDING FUND BALANCE		22,826,961.88	5,537.84	(5,537.84)	22,832,499.72
TOTAL		72,425,121.68	5,537.84	(5,537.84)	72,425,121.68

DATE ADOPTED BY SCHOOL BOARD: April 12, 2016


 DISTRICT SUPERINTENDENT

February 2016 Board Approved Budget Amendments
RESOLUTION TO AMEND DISTRICT SCHOOL BUDGET
 THE DISTRICT SCHOOL BOARD OF COLLIER COUNTY
 CAPITAL PROJECT FUND 376 - 2016 CAPITAL IMPROVEMENT TAX
 RESOLUTION NUMBER **376-05**

ESTIMATED REVENUE AND BEGINNING FUND BALANCE					
REVENUE	DESCRIPTION	PRESENT BUDGET	INCREASE	(DECREASE)	REVISED BUDGET
BALANCE FORWARD					
3413	DIST LOCAL CAPITAL IMPROVE TAX	98,719,432.00			98,719,432.00
3431	INTEREST ON INVESTMENTS	85,000.00			85,000.00
3433	NET INC /DEC IN FMV OF INVEST.				
3497	REFUNDS OF PRIOR YEAR EXPEND				
TOTAL		98,804,432.00			98,804,432.00

ESTIMATED APPROPRIATIONS & ENDING FUND BALANCE					
FUNCTION / OBJECT	DESCRIPTION	PRESENT BUDGET	INCREASE	(DECREASE)	REVISED BUDGET
7400	FACILITIES ACQUISITION & CONST				
610	LIBRARY BOOKS				
620	AUDIO-VISUAL MATERIALS				
630	BUILDINGS AND FIXED EQUIPMENT	5,397,428.00			5,397,428.00
640	FURNITURE, FIXTURES & EQUIPMENT	98,090.00			98,090.00
650	MOTOR VEHICLES	2,857,421.00			2,857,421.00
660	LAND	475,000.00			475,000.00
670	IMPROVEMENTS OTHER THAN BLDGS	811,000.00	50,000.00		861,000.00
680	REMODELING AND RENOVATIONS	25,727,449.50		(51,926.39)	25,675,523.11
690	COMPUTER SOFTWARE	50,000.00			50,000.00
9700	TRANSFER OF FUNDS				
910	TRANSFERS TO GENERAL FUND	24,897,948.00			24,897,948.00
920	TRANSFERS TO DEBT SERVICE FUND	37,612,521.00			37,612,521.00
ENDING FUND BALANCE		877,574.50	1,926.39		879,500.89
TOTAL		98,804,432.00	51,926.39	(51,926.39)	98,804,432.00

DATE ADOPTED BY SCHOOL BOARD: April 12, 2016


 DISTRICT SUPERINTENDENT

February 2016 Board Approved Budget Amendments
RESOLUTION TO AMEND DISTRICT SCHOOL BUDGET
 THE DISTRICT SCHOOL BOARD OF COLLIER COUNTY
 SPECIAL REVENUE FUND 410 - FOOD SERVICE
RESOLUTION NUMBER 410-06

ESTIMATED REVENUE AND BEGINNING FUND BALANCE					
REVENUE	DESCRIPTION	PRESENT BUDGET	INCREASE	(DECREASE)	REVISED BUDGET
BALANCE FORWARD		9,736,018.94			9,736,018.94
326A	SUMMER FOOD PROGRAM-BREAKFAST	69,855.94			69,855.94
3261	SCHOOL LUNCH REIMBURSEMENT	11,725,587.84			11,725,587.84
3262	SCHOOL BREAKFAST REIMBURSEMENT	3,946,475.75			3,946,475.75
3263	AFTER SCHOOL SNACK REIMB	154,815.18			154,815.18
3265	USDA DONATED COMMODITIES	1,187,486.00			1,187,486.00
3267	SUMMER FOOD PROGRAM-LUNCH	150,662.43			150,662.43
3268	FRESH FRUIT AND VEGETABLE PRG	178,224.24			178,224.24
3269	OTHER FOOD SERVICES	8,019.80			8,019.80
3337	SCHOOL BREAKFAST SUPPLEMENT	143,314.00			143,314.00
3338	SCHOOL LUNCH SUPPLEMENT	167,226.00			167,226.00
3390	MISCELLANEOUS STATE REVENUE				
3395	TEACHERS AS ADVISORS				
3431	INTEREST ON INVESTMENTS	18,932.79			18,932.79
3451	FOOD SALES (STUDENT LUNCHES)	1,546,327.78			1,546,327.78
3452	STUDENT BREAKFAST				
3453	ADULT BREAKFASTS/LUNCHES	109,791.09			109,791.09
3454	STUDENT & ADULT A LA CARTE	3,977,817.40			3,977,817.40
3456	OTHER FOOD SALES	156,285.53			156,285.53
3457	CASH OVER/CASH SHORT FOOD SALE				
3469	OTHER STUDENT FEES	4,500.00			4,500.00
3490	MISCELLANEOUS LOCAL SOURCES	8,553.15			8,553.15
3494	RECEIPT OF FED INDIRECT COST				
3495	OTHER MISC LOCAL SERVICES				
3497	REFUNDS OF PRIOR YEAR EXPEND	82,963.72			82,963.72
3733	SALE OF EQUIPMENT	12,544.00			12,544.00
3742	FEMA LOSS RECOVERY - FEMA				
3743	FEMA LOSS RECOVERY - STATE				
TOTAL		33,385,401.58			33,385,401.58

ESTIMATED APPROPRIATIONS & ENDING FUND BALANCE					
FUNCTION / OBJECT	DESCRIPTION	PRESENT BUDGET	INCREASE	(DECREASE)	REVISED BUDGET
7600	FOOD SERVICES				
100	SALARIES	6,522,164.44	6,000.00		6,528,164.44
200	EMPLOYEE BENEFITS	2,617,816.68	4,150.00		2,621,966.68
300	PURCHASED SERVICES	1,308,144.00			1,308,144.00
400	ENERGY SERVICES	504,994.00			504,994.00
500	MATERIALS AND SUPPLIES	13,709,715.49			13,709,715.49
600	CAPITAL OUTLAY	2,752,871.42		(19,150.00)	2,733,721.42
700	OTHER EXPENSES	562,703.69	9,000.00		571,703.69
7700	CENTRAL SERVICES				
100	SALARIES				
200	EMPLOYEE BENEFITS				
ENDING FUND BALANCE		5,406,991.86	19,150.00	(19,150.00)	5,406,991.86
TOTAL		33,385,401.58	19,150.00	(19,150.00)	33,385,401.58

DATE ADOPTED BY SCHOOL BOARD:

April 12, 2016



DISTRICT SUPERINTENDENT

February 2016 Board Approved Budget Amendments
RESOLUTION TO AMEND DISTRICT SCHOOL BUDGET
 THE DISTRICT SCHOOL BOARD OF COLLIER COUNTY
 SPECIAL REVENUE FUND 420 - DOE/STATE
RESOLUTION NUMBER 420-06

ESTIMATED REVENUE AND BEGINNING FUND BALANCE					
REVENUE	DESCRIPTION	PRESENT BUDGET	INCREASE	(DECREASE)	REVISED BUDGET
BALANCE FORWARD					
3201	CAREER & TECHNICAL EDUCATION	563,266.00	24,156.00		587,422.00
3220	WORKFORCE INVESTMENT ACT				
3221	ADULT GENERAL EDUCATION	587,494.00			587,494.00
3222	ENGLISH LITERACY & CIVICS EDUC	209,883.00			209,883.00
3223	ADULT MIGRANT EDUCATION	401,537.46			401,537.46
3225	TEACHER TRAINING TITLE II PT A	1,251,313.72		(9,676.34)	1,241,637.38
3226	MATH & SCI PRS TITLE II PART B	262,112.45			262,112.45
3230	INDIV WITH DISABL EDUC ACT	10,209,960.69			10,209,960.69
3240	ELEM & SECONDARY EDUC ACT TI I	18,650,598.62		(152,740.17)	18,497,858.45
3241	LANGUAGE INSTRUCTION TITLE III	981,627.77			981,627.77
3251	ADULT GENERAL EDUCATION				
3290	OTHER FEDERAL THROUGH STATE	73,500.00			73,500.00
3293	EMERGENCY IMMIGRANT EDUCATION				
3461	ADULT GENERAL ED COURSE FEES				
3490	MISCELLANEOUS LOCAL SOURCES				
TOTAL		33,191,293.71	24,156.00 (138,260.51)	(162,416.51)	33,053,033.20

ESTIMATED APPROPRIATIONS & ENDING FUND BALANCE					
FUNCTION	DESCRIPTION	PRESENT BUDGET	INCREASE	(DECREASE)	REVISED BUDGET
5000	INSTRUCTION	17,111,845.90	134,094.44		17,245,940.34
6100	STUDENT SUPPORT SERVICES	2,350,793.00	2,173.28		2,352,966.28
6200	INSTRUCTIONAL MEDIA SERVICES	8,642.78			8,642.78
6300	INST AND CURRICULUM DEVEL SERV	6,277,658.32		(65,916.42)	6,211,741.90
6400	INSTRUCTIONAL STAFF TRNG SERV	5,675,991.59		(218,393.52)	5,457,598.07
6500	INSTRUCTION RELATED TECHNOLOGY				
7200	GENERAL ADMINISTRATION	1,337,622.11		(9,646.31)	1,327,975.80
7300	SCHOOL ADMINISTRATION	159,692.03			159,692.03
7400	FACILITIES ACQUISITION & CONST				
7500	FISCAL SERVICES				
7600	FOOD SERVICES				
7700	CENTRAL SERVICES	177,386.81	11,615.02		189,001.83
7800	PUPIL TRANSPORTATION SERVICES	90,111.17	7,813.00		97,924.17
7900	OPERATION OF PLANT	1,550.00			1,550.00
8100	MAINTENANCE OF PLANT				
8200	ADMINISTRATIVE TECHNOLOGY SERV				
ENDING FUND BALANCE					
		33,191,293.71	155,695.74 (138,260.51)	(293,956.25)	33,053,033.20

DATE ADOPTED BY SCHOOL BOARD: April 12, 2016


 DISTRICT SUPERINTENDENT

February 2016 Board Approved Budget Amendments
RESOLUTION TO AMEND DISTRICT SCHOOL BUDGET
 THE DISTRICT SCHOOL BOARD OF COLLIER COUNTY
 SPECIAL REVENUE FUND 421 - HEAD START
 RESOLUTION NUMBER 421-06

ESTIMATED REVENUE AND BEGINNING FUND BALANCE					
REVENUE	DESCRIPTION	PRESENT BUDGET	INCREASE	(DECREASE)	REVISED BUDGET
BALANCE FORWARD					
3130	HEAD START	2,938,258.00			2,938,258.00
3490	MISCELLANEOUS LOCAL SOURCES	734,566.00			734,566.00
TOTAL		3,672,824.00			3,672,824.00

ESTIMATED APPROPRIATIONS & ENDING FUND BALANCE					
FUNCTION	DESCRIPTION	PRESENT BUDGET	INCREASE	(DECREASE)	REVISED BUDGET
5000	INSTRUCTION	2,457,979.67	2,412.66		2,460,392.33
6100	STUDENT SUPPORT SERVICES	571,195.35		(286.00)	570,909.35
6200	INSTRUCTIONAL MEDIA SERVICES				
6300	INST AND CURRICULUM DEVEL SERV	433,023.75	2,494.19		435,517.94
6400	INSTRUCTIONAL STAFF TRNG SERV	11,210.00		(3,217.61)	7,992.39
7200	GENERAL ADMINISTRATION	117,944.64			117,944.64
7300	SCHOOL ADMINISTRATION				
7400	FACILITIES ACQUISITION & CONST				
7600	FOOD SERVICES				
7700	CENTRAL SERVICES	9,000.00		(1,000.00)	8,000.00
7800	PUPIL TRANSPORTATION SERVICES	41,808.59		(1,170.85)	40,637.74
7900	OPERATION OF PLANT	28,000.00	767.61		28,767.61
8100	MAINTENANCE OF PLANT	2,662.00			2,662.00
ENDING FUND BALANCE					
TOTAL		3,672,824.00	5,674.46	(5,674.46)	3,672,824.00
			0.00		

DATE ADOPTED BY SCHOOL BOARD: April 12, 2016



 DISTRICT SUPERINTENDENT

March 2016 Board Approved Budget Amendments
RESOLUTION TO AMEND DISTRICT SCHOOL BUDGET
 THE DISTRICT SCHOOL BOARD OF COLLIER COUNTY
 DEBT SERVICE FUND 29A - COPS 07-08 SERIES 2007
 RESOLUTION NUMBER 29A-01

ESTIMATED REVENUE AND BEGINNING FUND BALANCE					
REVENUE	DESCRIPTION	PRESENT BUDGET	INCREASE	(DECREASE)	REVISED BUDGET
BALANCE FORWARD		173,857.45			173,857.45
3431	INTEREST ON INVESTMENTS	190,818.00			190,818.00
3630	TRANSF FR CAPITAL PROJECT FUND	4,017,882.00			4,017,882.00
TOTAL		4,382,557.45			4,382,557.45

ESTIMATED APPROPRIATIONS & ENDING FUND BALANCE					
FUNCTION / OBJECT	DESCRIPTION	PRESENT BUDGET	INCREASE	(DECREASE)	REVISED BUDGET
9200	DEBT SERVICE				
710	REDEMPTION OF PRINCIPAL	3,945,000.00			3,945,000.00
720	INTEREST	347,676.00		(1.02)	347,674.98
730	DUES AND FEES	2,310.00	100.00		2,410.00
ENDING FUND BALANCE		87,571.45		(98.98)	87,472.47
TOTAL		4,382,557.45	100.00	(100.00)	4,382,557.45
			(0.00)		

DATE ADOPTED BY SCHOOL BOARD: May 10, 2016



 DISTRICT SUPERINTENDENT

March 2016 Board Approved Budget Amendments
RESOLUTION TO AMEND DISTRICT SCHOOL BUDGET
 THE DISTRICT SCHOOL BOARD OF COLLIER COUNTY
 DEBT SERVICE FUND 29D - COPS 14-15 SERIES 2015
 RESOLUTION NUMBER 29D-02

ESTIMATED REVENUE AND BEGINNING FUND BALANCE					
REVENUE	DESCRIPTION	PRESENT BUDGET	INCREASE	(DECREASE)	REVISED BUDGET
BALANCE FORWARD		341,034.86			341,034.86
TOTAL		4,468,884.86			4,468,884.86

ESTIMATED APPROPRIATIONS & ENDING FUND BALANCE					
FUNCTION / OBJECT	DESCRIPTION	PRESENT BUDGET	INCREASE	(DECREASE)	REVISED BUDGET
9200	DEBT SERVICE				
710	REDEMPTION OF PRINCIPAL	2,400,000.00			2,400,000.00
720	INTEREST	1,210,206.00	0.11		1,210,206.11
730	DUES AND FEES	8,172.09			8,172.09
760	PAYMTS TO REFUNDED BOND ESCROW				
ENDING FUND BALANCE		850,506.77		(0.11)	850,506.66
TOTAL		4,468,884.86	0.11	(0.11)	4,468,884.86

DATE ADOPTED BY SCHOOL BOARD: May 10, 2016


 DISTRICT SUPERINTENDENT

March 2016 Board Approved Budget Amendments
RESOLUTION TO AMEND DISTRICT SCHOOL BUDGET
 THE DISTRICT SCHOOL BOARD OF COLLIER COUNTY
 DEBT SERVICE FUND 291 - COPS 04-05 SERIES 2005A
 RESOLUTION NUMBER 291-01

ESTIMATED REVENUE AND BEGINNING FUND BALANCE					
REVENUE	DESCRIPTION	PRESENT BUDGET	INCREASE	(DECREASE)	REVISED BUDGET
BALANCE FORWARD		2,791,876.66			2,791,876.66
3431	INTEREST ON INVESTMENTS	1,400.00			1,400.00
3630	TRANSF FR CAPITAL PROJECT FUND	5,584,050.00			5,584,050.00
TOTAL		8,377,326.66			8,377,326.66

ESTIMATED APPROPRIATIONS & ENDING FUND BALANCE					
FUNCTION / OBJECT	DESCRIPTION	PRESENT BUDGET	INCREASE	(DECREASE)	REVISED BUDGET
9200	DEBT SERVICE				
710	REDEMPTION OF PRINCIPAL				
720	INTEREST	5,583,112.00	0.50		5,583,112.50
730	DUES AND FEES	2,310.00	100.00		2,410.00
ENDING FUND BALANCE		2,791,904.66		(100.50)	2,791,804.16
TOTAL		8,377,326.66	100.50	(100.50)	8,377,326.66

DATE ADOPTED BY SCHOOL BOARD: May 10, 2016


 DISTRICT SUPERINTENDENT

March 2016 Board Approved Budget Amendments
RESOLUTION TO AMEND DISTRICT SCHOOL BUDGET
 THE DISTRICT SCHOOL BOARD OF COLLIER COUNTY
 CAPITAL PROJECT FUND 370 - CAPITAL IMPROVEMENT TAX
 RESOLUTION NUMBER 370-07

ESTIMATED REVENUE AND BEGINNING FUND BALANCE					
REVENUE	DESCRIPTION	PRESENT BUDGET	INCREASE	(DECREASE)	REVISED BUDGET
BALANCE FORWARD		71,970,064.88			71,970,064.88
TOTAL		72,425,121.68			72,425,121.68

ESTIMATED APPROPRIATIONS & ENDING FUND BALANCE					
FUNCTION / OBJECT	DESCRIPTION	PRESENT BUDGET	INCREASE	(DECREASE)	REVISED BUDGET
ENDING FUND BALANCE		22,832,499.72		(13,395.86)	22,819,103.86
TOTAL		72,425,121.68	0.00	(213,395.86)	72,425,121.68

DATE ADOPTED BY SCHOOL BOARD: May 10, 2016



 DISTRICT SUPERINTENDENT

March 2016 Board Approved Budget Amendments
RESOLUTION TO AMEND DISTRICT SCHOOL BUDGET
 THE DISTRICT SCHOOL BOARD OF COLLIER COUNTY
 CAPITAL PROJECT FUND 375 - 2015 CAPITAL IMPROVEMENT TAX
 RESOLUTION NUMBER 375-04

ESTIMATED REVENUE AND BEGINNING FUND BALANCE					
REVENUE	DESCRIPTION	PRESENT BUDGET	INCREASE	(DECREASE)	REVISED BUDGET
BALANCE FORWARD		46,260,074.84			46,260,074.84
3413	DIST LOCAL CAPITAL IMPROVE TAX				
3431	INTEREST ON INVESTMENTS	80,000.00			80,000.00
3433	NET INC /DEC IN FMV OF INVEST.				
3497	REFUNDS OF PRIOR YEAR EXPEND				
TOTAL		46,340,074.84			46,340,074.84

ESTIMATED APPROPRIATIONS & ENDING FUND BALANCE					
FUNCTION / OBJECT	DESCRIPTION	PRESENT BUDGET	INCREASE	(DECREASE)	REVISED BUDGET
7400	FACILITIES ACQUISITION & CONST				
610	LIBRARY BOOKS				
620	AUDIO-VISUAL MATERIALS				
630	BUILDINGS AND FIXED EQUIPMENT	32,069,369.96			32,069,369.96
640	FURNITURE, FIXTURES & EQUIPMENT	891,608.51			891,608.51
650	MOTOR VEHICLES	3,454,230.00			3,454,230.00
660	LAND	12,421.70			12,421.70
670	IMPROVEMENTS OTHER THAN BLDGS	238,126.40			238,126.40
680	REMODELING AND RENOVATIONS	1,768,021.75		(2,223.94)	1,765,797.81
690	COMPUTER SOFTWARE	812,000.00			812,000.00
9700	TRANSFER OF FUNDS				
910	TRANSFERS TO GENERAL FUND				
920	TRANSFERS TO DEBT SERVICE FUND	4,880,000.00			4,880,000.00
ENDING FUND BALANCE		2,214,296.52	2,223.94		2,216,520.46
			2,223.94	(2,223.94)	
TOTAL		46,340,074.84			46,340,074.84

DATE ADOPTED BY SCHOOL BOARD: May 10, 2016


 DISTRICT SUPERINTENDENT

March 2016 Board Approved Budget Amendments
RESOLUTION TO AMEND DISTRICT SCHOOL BUDGET
 THE DISTRICT SCHOOL BOARD OF COLLIER COUNTY
 CAPITAL PROJECT FUND 376 - 2016 CAPITAL IMPROVEMENT TAX
 RESOLUTION NUMBER 376-06

ESTIMATED REVENUE AND BEGINNING FUND BALANCE					
REVENUE	DESCRIPTION	PRESENT BUDGET	INCREASE	(DECREASE)	REVISED BUDGET
BALANCE FORWARD					
3413	DIST LOCAL CAPITAL IMPROVE TAX	98,719,432.00			98,719,432.00
3431	INTEREST ON INVESTMENTS	85,000.00			85,000.00
3433	NET INC /DEC IN FMV OF INVEST.				
3497	REFUNDS OF PRIOR YEAR EXPEND				
TOTAL		98,804,432.00			98,804,432.00

ESTIMATED APPROPRIATIONS & ENDING FUND BALANCE					
FUNCTION / OBJECT	DESCRIPTION	PRESENT BUDGET	INCREASE	(DECREASE)	REVISED BUDGET
7400	FACILITIES ACQUISITION & CONST				
610	LIBRARY BOOKS				
620	AUDIO-VISUAL MATERIALS				
630	BUILDINGS AND FIXED EQUIPMENT	5,397,428.00			5,397,428.00
640	FURNITURE, FIXTURES & EQUIPMENT	98,090.00	5,000.00		103,090.00
650	MOTOR VEHICLES	2,857,421.00			2,857,421.00
660	LAND	475,000.00			475,000.00
670	IMPROVEMENTS OTHER THAN BLDGS	861,000.00			861,000.00
680	REMODELING AND RENOVATIONS	25,675,523.11		(5,000.00)	25,670,523.11
690	COMPUTER SOFTWARE	50,000.00			50,000.00
9700	TRANSFER OF FUNDS				
910	TRANSFERS TO GENERAL FUND	24,897,948.00			24,897,948.00
920	TRANSFERS TO DEBT SERVICE FUND	37,612,521.00			37,612,521.00
ENDING FUND BALANCE		879,500.89			879,500.89
TOTAL		98,804,432.00	5,000.00	(5,000.00)	98,804,432.00

DATE ADOPTED BY SCHOOL BOARD: May 10, 2016


 DISTRICT SUPERINTENDENT


March 2016 Board Approved Budget Amendments
RESOLUTION TO AMEND DISTRICT SCHOOL BUDGET
THE DISTRICT SCHOOL BOARD OF COLLIER COUNTY
SPECIAL REVENUE FUND 410 - FOOD SERVICE
RESOLUTION NUMBER 410-07

ESTIMATED REVENUE AND BEGINNING FUND BALANCE					
REVENUE	DESCRIPTION	PRESENT BUDGET	INCREASE	(DECREASE)	REVISED BUDGET
BALANCE FORWARD		9,736,018.94			9,736,018.94
326A	SUMMER FOOD PROGRAM-BREAKFAST	69,855.94			69,855.94
3261	SCHOOL LUNCH REIMBURSEMENT	11,725,587.84			11,725,587.84
3262	SCHOOL BREAKFAST REIMBURSEMENT	3,946,475.75			3,946,475.75
3263	AFTER SCHOOL SNACK REIMB	154,815.18			154,815.18
3265	USDA DONATED COMMODITIES	1,187,486.00			1,187,486.00
3267	SUMMER FOOD PROGRAM-LUNCH	150,662.43			150,662.43
3268	FRESH FRUIT AND VEGETABLE PRG	178,224.24			178,224.24
3269	OTHER FOOD SERVICES	8,019.80	6,500.00		14,519.80
3337	SCHOOL BREAKFAST SUPPLEMENT	143,314.00			143,314.00
3338	SCHOOL LUNCH SUPPLEMENT	167,226.00			167,226.00
3390	MISCELLANEOUS STATE REVENUE				
3395	TEACHERS AS ADVISORS				
3431	INTEREST ON INVESTMENTS	18,932.79			18,932.79
3451	FOOD SALES (STUDENT LUNCHES)	1,546,327.78			1,546,327.78
3452	STUDENT BREAKFAST				
3453	ADULT BREAKFASTS/LUNCHES	109,791.09			109,791.09
3454	STUDENT & ADULT A LA CARTE	3,977,817.40			3,977,817.40
3456	OTHER FOOD SALES	156,285.53			156,285.53
3457	CASH OVER/CASH SHORT FOOD SALE				
3469	OTHER STUDENT FEES	4,500.00		(4,500.00)	
3490	MISCELLANEOUS LOCAL SOURCES	8,553.15			8,553.15
3494	RECEIPT OF FED INDIRECT COST				
3495	OTHER MISC LOCAL SERVICES				
3497	REFUNDS OF PRIOR YEAR EXPEND	82,963.72			82,963.72
3733	SALE OF EQUIPMENT	12,544.00			12,544.00
3742	FEMA LOSS RECOVERY - FEMA				
3743	FEMA LOSS RECOVERY - STATE				
TOTAL		33,385,401.58	6,500.00 2,000.00	(4,500.00)	33,387,401.58

ESTIMATED APPROPRIATIONS & ENDING FUND BALANCE					
FUNCTION / OBJECT	DESCRIPTION	PRESENT BUDGET	INCREASE	(DECREASE)	REVISED BUDGET
7600	FOOD SERVICES				
100	SALARIES	6,528,164.44		(35,600.00)	6,492,564.44
200	EMPLOYEE BENEFITS	2,621,966.68	53,750.00		2,675,716.68
300	PURCHASED SERVICES	1,308,144.00	50,000.00		1,358,144.00
400	ENERGY SERVICES	504,994.00			504,994.00
500	MATERIALS AND SUPPLIES	13,709,715.49		(100,500.00)	13,609,215.49
600	CAPITAL OUTLAY	2,733,721.42	16,300.00		2,750,021.42
700	OTHER EXPENSES	571,703.69	18,050.00		589,753.69
7700	CENTRAL SERVICES				
100	SALARIES				
200	EMPLOYEE BENEFITS				
ENDING FUND BALANCE		5,406,991.86	138,100.00	(136,100.00)	5,406,991.86
TOTAL		33,385,401.58	2,000.00		33,387,401.58

DATE ADOPTED BY SCHOOL BOARD:

May 10, 2016




DISTRICT SUPERINTENDENT

March 2016 Board Approved Budget Amendments
RESOLUTION TO AMEND DISTRICT SCHOOL BUDGET
THE DISTRICT SCHOOL BOARD OF COLLIER COUNTY
SPECIAL REVENUE FUND 420 - DOE/STATE
RESOLUTION NUMBER 420-07

ESTIMATED REVENUE AND BEGINNING FUND BALANCE					
REVENUE	DESCRIPTION	PRESENT BUDGET	INCREASE	(DECREASE)	REVISED BUDGET
BALANCE FORWARD					
3201	CAREER & TECHNICAL EDUCATION	587,422.00			587,422.00
3220	WORKFORCE INVESTMENT ACT				
3221	ADULT GENERAL EDUCATION	587,494.00			587,494.00
3222	ENGLISH LITERACY & CIVICS EDUC	209,883.00			209,883.00
3223	ADULT MIGRANT EDUCATION	401,537.46			401,537.46
3225	TEACHER TRAINING TITLE II PT A	1,241,637.38	5,909.22		1,247,546.60
3226	MATH & SCI PRS TITLE II PART B	262,112.45			262,112.45
3230	INDIV WITH DISABL EDUC ACT	10,209,960.69			10,209,960.69
3240	ELEM & SECONDARY EDUC ACT TI I	18,497,858.45	23,002.00		18,520,860.45
3241	LANGUAGE INSTRUCTION TITLE III	981,627.77			981,627.77
3251	ADULT GENERAL EDUCATION				
3290	OTHER FEDERAL THROUGH STATE	73,500.00			73,500.00
3293	EMERGENCY IMMIGRANT EDUCATION				
3461	ADULT GENERAL ED COURSE FEES				
3490	MISCELLANEOUS LOCAL SOURCES				
TOTAL		33,053,033.20	28,911.22	28,911.22	33,081,944.42

ESTIMATED APPROPRIATIONS & ENDING FUND BALANCE					
FUNCTION	DESCRIPTION	PRESENT BUDGET	INCREASE	(DECREASE)	REVISED BUDGET
5000	INSTRUCTION	17,245,940.34		(83,496.12)	17,162,444.22
6100	STUDENT SUPPORT SERVICES	2,352,966.28	12,759.29		2,365,725.57
6200	INSTRUCTIONAL MEDIA SERVICES	8,642.78	27.78		8,670.56
6300	INST AND CURRICULUM DEVEL SERV	6,211,741.90	107,896.86		6,319,638.76
6400	INSTRUCTIONAL STAFF TRNG SERV	5,457,598.07		(6,676.52)	5,450,921.55
6500	INSTRUCTION RELATED TECHNOLOGY				
7200	GENERAL ADMINISTRATION	1,327,975.80		(282.33)	1,327,693.47
7300	SCHOOL ADMINISTRATION	159,692.03			159,692.03
7400	FACILITIES ACQUISITION & CONST				
7500	FISCAL SERVICES				
7600	FOOD SERVICES				
7700	CENTRAL SERVICES	189,001.83	2,674.72		191,676.55
7800	PUPIL TRANSPORTATION SERVICES	97,924.17		(3,992.46)	93,931.71
7900	OPERATION OF PLANT	1,550.00			1,550.00
8100	MAINTENANCE OF PLANT				
8200	ADMINISTRATIVE TECHNOLOGY SERV				
ENDING FUND BALANCE		33,053,033.20	123,358.65	(94,447.43)	33,081,944.42

DATE ADOPTED BY SCHOOL BOARD: May 10, 2016



 DISTRICT SUPERINTENDENT

March 2016 Board Approved Budget Amendments
RESOLUTION TO AMEND DISTRICT SCHOOL BUDGET
 THE DISTRICT SCHOOL BOARD OF COLLIER COUNTY
 SPECIAL REVENUE FUND 421 - HEAD START
 RESOLUTION NUMBER 421-07

ESTIMATED REVENUE AND BEGINNING FUND BALANCE					
REVENUE	DESCRIPTION	PRESENT BUDGET	INCREASE	(DECREASE)	REVISED BUDGET
BALANCE FORWARD					
3130	HEAD START	2,938,258.00			2,938,258.00
3490	MISCELLANEOUS LOCAL SOURCES	734,566.00			734,566.00
TOTAL		3,672,824.00			3,672,824.00

ESTIMATED APPROPRIATIONS & ENDING FUND BALANCE					
FUNCTION	DESCRIPTION	PRESENT BUDGET	INCREASE	(DECREASE)	REVISED BUDGET
5000	INSTRUCTION	2,460,392.33	39,120.95		2,499,513.28
6100	STUDENT SUPPORT SERVICES	570,909.35		(28,714.38)	542,194.97
6200	INSTRUCTIONAL MEDIA SERVICES				
6300	INST AND CURRICULUM DEVEL SERV	435,517.94		(4,781.56)	430,736.38
6400	INSTRUCTIONAL STAFF TRNG SERV	7,992.39		(75.50)	7,916.89
7200	GENERAL ADMINISTRATION	117,944.64			117,944.64
7300	SCHOOL ADMINISTRATION				
7400	FACILITIES ACQUISITION & CONST				
7600	FOOD SERVICES				
7700	CENTRAL SERVICES	8,000.00		(5,064.71)	2,935.29
7800	PUPIL TRANSPORTATION SERVICES	40,637.74		(608.80)	40,028.94
7900	OPERATION OF PLANT	28,767.61			28,767.61
8100	MAINTENANCE OF PLANT	2,662.00	124.00		2,786.00
TOTAL		3,672,824.00	39,244.95	(39,244.95)	3,672,824.00

DATE ADOPTED BY SCHOOL BOARD: May 10, 2016


 DISTRICT SUPERINTENDENT

RESOLUTION TO AMEND DISTRICT SCHOOL BUDGET

THE DISTRICT SCHOOL BOARD OF COLLIER COUNTY

GENERAL FUND

RESOLUTION NUMBER 100-07

ESTIMATED REVENUE AND BEGINNING FUND BALANCE					
REVENUE	DESCRIPTION	PRESENT BUDGET	INCREASE	(DECREASE)	REVISED BUDGET
	BALANCE FORWARD	65,693,054.74			65,693,054.74
3190	OTHER FEDERAL DIRECT				
3191	ROTC	475,000.00			475,000.00
3202	MEDICAID	1,900,000.00			1,900,000.00
3290	OTHER FEDERAL THRU STATE	3,383.54			3,383.54
3299	MISC FED THRU STATE				
3310	FLORIDA EDUC FINANCE PROG.	23,483,550.00			23,483,550.00
3315	WORKFORCE DEVELOPMENT	8,291,946.00			8,291,946.00
3317	WORKFORCE PERFORMANCE				
3318	ADULT HANDICAPPED				
3323	CAPITAL OUTLAY & DEBT SERV.	27,000.00			27,000.00
3340	OTHER STATE REVENUE				
3341	RACING COMMISSION FUNDS	446,500.00			446,500.00
3343	STATE LICENSE TAX	106,000.00			106,000.00
3344	DISCRETIONARY LOTTERY	168,033.00			168,033.00
3355	CLASS SIZE REDUCTION	51,762,267.00			51,762,267.00
3361	SCHOOL RECOGNITION	2,582,672.00			2,582,672.00
3371	VOLUNTARY PRE-K	1,326,212.83			1,326,212.83
3390	MISC. STATE	380,232.70			380,232.70
3411	DISTRICT SCHOOL TAX	293,296,861.00			293,296,861.00
3422	PAYMENTS IN LIEU OF TAXES	4,427.00			4,427.00
3425	RENT	391,657.00			391,657.00
3431	INTEREST ON INVESTMENTS	646,174.00			646,174.00
3440	GIFTS, GRANTS AND BEQUESTS	409,309.82	12,609.51		421,919.33
346A	TECHNOLOGY FEE	56,000.00			56,000.00
3461	ADULT GENERAL ED. FEES	124,520.00			124,520.00
3462	POST SECONDARY VOCATIONAL	985,000.00			985,000.00
3463	CONT. WORKFORCE FEES				
3464	CAPITAL IMPROVEMENT FEES	56,300.00			56,300.00
3465	POST SECONDARY LAB FEES	196,400.00			196,400.00
3466	LIFELONG LEARNING FEES	253,670.00			253,670.00
3467	GED TESTING FEES	7,000.00			7,000.00
3468	FINANCIAL AID FEES	118,000.00			118,000.00
3469	OTHER STUDENT FEES	96,993.00			96,993.00
3477	CUSTOMIZED PROGRAM FEES				
3486	INSURANCE PREMIUM	90,000.00			90,000.00
349A	AFTER SCHOOL PROGRAM	388,574.59	19,324.24		407,898.83
349R	RESTRICTED LOCAL				
3490	MISCELLANEOUS LOCAL	5,072,656.49	179,705.00		5,252,361.49
3494	RECPT OF FEDERAL INDIRECT	1,250,000.00			1,250,000.00
3497	REFUNDS PRIOR YEAR EXPENSE	182,362.63			182,362.63
3498	LOST/DAMAGED TEXTBOOKS				
3499	FOOD SERV. INDIRECT	400,000.00			400,000.00
3630	TRANSFER FROM CAPITAL FD.	25,860,166.00			25,860,166.00
3733	SALE OF EQUIPMENT	77,205.00			77,205.00
3740	LOSS RECOVERIES				
3741	INSURANCE LOSS RECOVERY				
3742	FEMA LOSS RECOVERY				
3743	FEMA LOSS RECOVERY (STATE)				
TOTAL		486,609,128.34	211,638.75	211,638.75	486,820,767.09

ESTIMATED APPROPRIATIONS & ENDING FUND BALANCE					
FUNCTION	DESCRIPTION	PRESENT BUDGET	INCREASE	(DECREASE)	REVISED BUDGET
5000	DIRECT INSTRUCTION	266,434,312.24	443,457.29		266,877,769.53
6100	STUDENT SUPPORT SERVICES	16,287,432.99	11,247.46		16,298,680.45
6200	INSTRUCTIONAL MEDIA	6,056,433.09	41,322.68		6,097,755.77
6300	CURRICULUM DEVELOPMENT	6,976,378.35		(86,243.43)	6,890,134.92
6400	INSTRUCTIONAL STAFF TRNG	3,558,831.94		(47,309.98)	3,511,521.96
6500	INSTRUCTIONAL TECHNOLOGY	1,414,539.24		(2,050.92)	1,412,488.32
7100	SCHOOL BOARD & ATTORNEY	1,497,178.75		(23,312.34)	1,473,866.41
7200	GENERAL ADMINISTRATION	1,020,439.07	9,826.79		1,030,265.86
7300	SCHOOL ADMINISTRATION	29,490,151.51		(17,320.09)	29,472,831.42
7400	FACILITIES ACQUISITION	1,004,188.11	71,000.00		1,075,188.11
7500	FISCAL SERVICES	2,592,346.47		(21,996.50)	2,570,349.97
7700	CENTRAL SERVICES	8,201,636.87	672.51		8,202,309.38
7800	PUPIL TRANSPORTATION	19,412,774.71	15,232.97		19,428,007.68
7900	OPERATION OF PLANT	35,059,881.31	14,064.31		35,073,945.62
8100	MAINTENANCE OF PLANT	16,722,049.98		(57,561.98)	16,664,488.00
8200	ADMINISTRATIVE TECHNOLOGY	3,001,584.50	80,209.98		3,081,794.48
9100	COMMUNITY SERVICES				
9200	DEBT SERVICE				
ENDING FUND BALANCE		67,878,969.21		(219,600.00)	67,659,369.21
TOTAL		486,609,128.34	687,033.99	(475,395.24)	486,820,767.09

DATE ADOPTED BY SCHOOL BOARD:

May 10, 2016



DISTRICT SUPERINTENDENT

April 2016 Board Approved Budget Amendments
RESOLUTION TO AMEND DISTRICT SCHOOL BUDGET
THE DISTRICT SCHOOL BOARD OF COLLIER COUNTY
CAPITAL PROJECT FUND 370 - CAPITAL IMPROVEMENT TAX
RESOLUTION NUMBER 370-08

ESTIMATED REVENUE AND BEGINNING FUND BALANCE					
REVENUE	DESCRIPTION	PRESENT BUDGET	INCREASE	(DECREASE)	REVISED BUDGET
BALANCE FORWARD		71,970,064.88			71,970,064.88
3413	DIST LOCAL CAPITAL IMPROVE TAX				
3431	INTEREST ON INVESTMENTS	250,000.00			250,000.00
3433	NET INC /DEC IN FMV OF INVEST.				
3490	MISCELLANEOUS LOCAL SOURCES				
3497	REFUNDS OF PRIOR YEAR EXPEND				
3733	SALE OF EQUIPMENT	205,056.80			205,056.80
TOTAL		72,425,121.68			72,425,121.68

ESTIMATED APPROPRIATIONS & ENDING FUND BALANCE					
FUNCTION / OBJECT	DESCRIPTION	PRESENT BUDGET	INCREASE	(DECREASE)	REVISED BUDGET
7400	FACILITIES ACQUISITION & CONST				
610	LIBRARY BOOKS				
620	AUDIO-VISUAL MATERIALS				
630	BUILDINGS AND FIXED EQUIPMENT	16,836,084.30			16,836,084.30
640	FURNITURE, FIXTURES & EQUIPMENT	7,000.00			7,000.00
650	MOTOR VEHICLES				
660	LAND				
670	IMPROVEMENTS OTHER THAN BLDGS	2,871,934.76		(75,000.00)	2,796,934.76
680	REMODELING AND RENOVATIONS	12,987,573.99		(107,858.51)	12,879,715.48
690	COMPUTER SOFTWARE				
9700	TRANSFER OF FUNDS				
910	TRANSFERS TO GENERAL FUND				
920	TRANSFERS TO DEBT SERVICE FUND	16,903,424.77		(30,325.92)	16,873,098.85
ENDING FUND BALANCE		22,819,103.86	213,184.43	(213,184.43)	23,032,288.29
			213,184.43	(213,184.43)	
TOTAL		72,425,121.68	0.00		72,425,121.68

DATE ADOPTED BY SCHOOL BOARD: June 14, 2016




 DISTRICT SUPERINTENDENT

April 2016 Board Approved Budget Amendments
RESOLUTION TO AMEND DISTRICT SCHOOL BUDGET
THE DISTRICT SCHOOL BOARD OF COLLIER COUNTY
CAPITAL PROJECT FUND 375 - 2015 CAPITAL IMPROVEMENT TAX
RESOLUTION NUMBER 375-05

ESTIMATED REVENUE AND BEGINNING FUND BALANCE					
REVENUE	DESCRIPTION	PRESENT BUDGET	INCREASE	(DECREASE)	REVISED BUDGET
BALANCE FORWARD		46,260,074.84			46,260,074.84
3413	DIST LOCAL CAPITAL IMPROVE TAX				
3431	INTEREST ON INVESTMENTS	80,000.00			80,000.00
3433	NET INC /DEC IN FMV OF INVEST.				
3497	REFUNDS OF PRIOR YEAR EXPEND				
TOTAL		46,340,074.84			46,340,074.84

ESTIMATED APPROPRIATIONS & ENDING FUND BALANCE					
FUNCTION / OBJECT	DESCRIPTION	PRESENT BUDGET	INCREASE	(DECREASE)	REVISED BUDGET
7400	FACILITIES ACQUISITION & CONST				
610	LIBRARY BOOKS				
620	AUDIO-VISUAL MATERIALS				
630	BUILDINGS AND FIXED EQUIPMENT	32,069,369.96	67,843.96		32,137,213.92
640	FURNITURE, FIXTURES & EQUIPMENT	891,608.51	400.00		892,008.51
650	MOTOR VEHICLES	3,454,230.00			3,454,230.00
660	LAND	12,421.70			12,421.70
670	IMPROVEMENTS OTHER THAN BLDGS	238,126.40			238,126.40
680	REMODELING AND RENOVATIONS	1,765,797.81		(68,243.96)	1,697,553.85
690	COMPUTER SOFTWARE	812,000.00			812,000.00
9700	TRANSFER OF FUNDS				
910	TRANSFERS TO GENERAL FUND				
920	TRANSFERS TO DEBT SERVICE FUND	4,880,000.00			4,880,000.00
ENDING FUND BALANCE		2,216,520.46			2,216,520.46
			68,243.96	(68,243.96)	
TOTAL		46,340,074.84	0.00		46,340,074.84

DATE ADOPTED BY SCHOOL BOARD: June 14, 2016




 DISTRICT SUPERINTENDENT

April 2016 Board Approved Budget Amendments
RESOLUTION TO AMEND DISTRICT SCHOOL BUDGET
THE DISTRICT SCHOOL BOARD OF COLLIER COUNTY
CAPITAL PROJECT FUND 376 - 2016 CAPITAL IMPROVEMENT TAX
RESOLUTION NUMBER 376-07

ESTIMATED REVENUE AND BEGINNING FUND BALANCE					
REVENUE	DESCRIPTION	PRESENT BUDGET	INCREASE	(DECREASE)	REVISED BUDGET
BALANCE FORWARD					
3413	DIST LOCAL CAPITAL IMPROVE TAX	98,719,432.00			98,719,432.00
3431	INTEREST ON INVESTMENTS	85,000.00			85,000.00
3433	NET INC /DEC IN FMV OF INVEST.				
3497	REFUNDS OF PRIOR YEAR EXPEND				
TOTAL		98,804,432.00			98,804,432.00

ESTIMATED APPROPRIATIONS & ENDING FUND BALANCE					
FUNCTION / OBJECT	DESCRIPTION	PRESENT BUDGET	INCREASE	(DECREASE)	REVISED BUDGET
7400	FACILITIES ACQUISITION & CONST				
610	LIBRARY BOOKS				
620	AUDIO-VISUAL MATERIALS				
630	BUILDINGS AND FIXED EQUIPMENT	5,397,428.00		(20,000.00)	5,377,428.00
640	FURNITURE, FIXTURES & EQUIPMENT	103,090.00	5,000.00		108,090.00
650	MOTOR VEHICLES	2,857,421.00			2,857,421.00
660	LAND	475,000.00			475,000.00
670	IMPROVEMENTS OTHER THAN BLDGS	861,000.00	105,000.00		966,000.00
680	REMODELING AND RENOVATIONS	25,670,523.11		(90,000.00)	25,580,523.11
690	COMPUTER SOFTWARE	50,000.00			50,000.00
9700	TRANSFER OF FUNDS				
910	TRANSFERS TO GENERAL FUND	24,897,948.00			24,897,948.00
920	TRANSFERS TO DEBT SERVICE FUND	37,612,521.00			37,612,521.00
ENDING FUND BALANCE		879,500.89	110,000.00	(110,000.00)	879,500.89
TOTAL		98,804,432.00			98,804,432.00

DATE ADOPTED BY SCHOOL BOARD: June 14, 2016



DISTRICT SUPERINTENDENT

April 2016 Board Approved Budget Amendments
RESOLUTION TO AMEND DISTRICT SCHOOL BUDGET
THE DISTRICT SCHOOL BOARD OF COLLIER COUNTY
CAPITAL PROJECT FUND 391 - LOCAL CAPITAL IMPROVEMENT
RESOLUTION NUMBER 391-02

ESTIMATED REVENUE AND BEGINNING FUND BALANCE					
REVENUE	DESCRIPTION	PRESENT BUDGET	INCREASE	(DECREASE)	REVISED BUDGET
BALANCE FORWARD		1,675,859.94			1,675,859.94
3390	MISCELLANEOUS STATE REVENUE	12,000.00			12,000.00
3397	CHARTER SCH CAP O/L FUNDING	170,000.00			170,000.00
3431	INTEREST ON INVESTMENTS	4,250.00			4,250.00
3490	MISCELLANEOUS LOCAL SOURCES	936.86	835,164.00		836,100.86
3497	REFUNDS OF PRIOR YEAR EXPEND				
3640	TRANSF FR SPECIAL REVENUE FUND				
TOTAL		1,863,046.80	835,164.00		2,698,210.80

ESTIMATED APPROPRIATIONS & ENDING FUND BALANCE					
FUNCTION / OBJECT	DESCRIPTION	PRESENT BUDGET	INCREASE	(DECREASE)	REVISED BUDGET
7400	FACILITIES ACQUISITION & CONST				
610	LIBRARY BOOKS				
630	BUILDINGS AND FIXED EQUIPMENT				
640	FURNITURE, FIXTURES & EQUIPMENT				
650	MOTOR VEHICLES	1,681,046.80			1,681,046.80
660	LAND				
670	IMPROVEMENTS OTHER THAN BLDGS	12,000.00			12,000.00
680	REMODELING AND RENOVATIONS				
690	COMPUTER SOFTWARE				
ENDING FUND BALANCE			835,164.00		835,164.00
			835,164.00		
TOTAL		1,863,046.80	835,164.00		2,698,210.80

DATE ADOPTED BY SCHOOL BOARD: June 14, 2016

[Signature]
DISTRICT SUPERINTENDENT

April 2016 Board Approved Budget Amendments
RESOLUTION TO AMEND DISTRICT SCHOOL BUDGET
THE DISTRICT SCHOOL BOARD OF COLLIER COUNTY
SPECIAL REVENUE FUND 410 - FOOD SERVICE
RESOLUTION NUMBER 410-08

ESTIMATED REVENUE AND BEGINNING FUND BALANCE					
REVENUE	DESCRIPTION	PRESENT BUDGET	INCREASE	(DECREASE)	REVISED BUDGET
BALANCE FORWARD		9,736,018.94			9,736,018.94
326A	SUMMER FOOD PROGRAM-BREAKFAST	69,855.94			69,855.94
3261	SCHOOL LUNCH REIMBURSEMENT	11,725,587.84			11,725,587.84
3262	SCHOOL BREAKFAST REIMBURSEMENT	3,946,475.75			3,946,475.75
3263	AFTER SCHOOL SNACK REIMB	154,815.18			154,815.18
3265	USDA DONATED COMMODITIES	1,187,486.00			1,187,486.00
3267	SUMMER FOOD PROGRAM-LUNCH	150,662.43			150,662.43
3268	FRESH FRUIT AND VEGETABLE PRG	178,224.24			178,224.24
3269	OTHER FOOD SERVICES	14,519.80			14,519.80
3337	SCHOOL BREAKFAST SUPPLEMENT	143,314.00			143,314.00
3338	SCHOOL LUNCH SUPPLEMENT	167,226.00			167,226.00
3390	MISCELLANEOUS STATE REVENUE				
3395	TEACHERS AS ADVISORS				
3431	INTEREST ON INVESTMENTS	18,932.79			18,932.79
3451	FOOD SALES (STUDENT LUNCHES)	1,546,327.78			1,546,327.78
3452	STUDENT BREAKFAST				
3453	ADULT BREAKFASTS/LUNCHES	109,791.09			109,791.09
3454	STUDENT & ADULT A LA CARTE	3,977,817.40			3,977,817.40
3456	OTHER FOOD SALES	156,285.53			156,285.53
3457	CASH OVER/CASH SHORT FOOD SALE				
3469	OTHER STUDENT FEES				
3490	MISCELLANEOUS LOCAL SOURCES	8,553.15			8,553.15
3494	RECEIPT OF FED INDIRECT COST				
3495	OTHER MISC LOCAL SERVICES				
3497	REFUNDS OF PRIOR YEAR EXPEND	82,963.72			82,963.72
3733	SALE OF EQUIPMENT	12,544.00			12,544.00
3742	FEMA LOSS RECOVERY - FEMA				
3743	FEMA LOSS RECOVERY - STATE				
TOTAL		33,387,401.58			33,387,401.58

ESTIMATED APPROPRIATIONS & ENDING FUND BALANCE					
FUNCTION / OBJECT	DESCRIPTION	PRESENT BUDGET	INCREASE	(DECREASE)	REVISED BUDGET
7600	FOOD SERVICES				
100	SALARIES	6,492,564.44	5,650.00		6,498,214.44
200	EMPLOYEE BENEFITS	2,675,716.68	3,800.00		2,679,516.68
300	PURCHASED SERVICES	1,358,144.00	200,000.00		1,558,144.00
400	ENERGY SERVICES	504,994.00			504,994.00
500	MATERIALS AND SUPPLIES	13,609,215.49	20,000.00		13,629,215.49
600	CAPITAL OUTLAY	2,750,021.42		(238,100.00)	2,511,921.42
700	OTHER EXPENSES	589,753.69	8,650.00		598,403.69
7700	CENTRAL SERVICES				
100	SALARIES				
200	EMPLOYEE BENEFITS				
ENDING FUND BALANCE		5,406,991.86			5,406,991.86
TOTAL		33,387,401.58	238,100.00	(238,100.00)	33,387,401.58

DATE ADOPTED BY SCHOOL BOARD:

June 14, 2016


 DISTRICT SUPERINTENDENT


April 2016 Board Approved Budget Amendments
RESOLUTION TO AMEND DISTRICT SCHOOL BUDGET
 THE DISTRICT SCHOOL BOARD OF COLLIER COUNTY
 SPECIAL REVENUE FUND 420 - DOE/STATE
RESOLUTION NUMBER 420-08

ESTIMATED REVENUE AND BEGINNING FUND BALANCE					
REVENUE	DESCRIPTION	PRESENT BUDGET	INCREASE	(DECREASE)	REVISED BUDGET
BALANCE FORWARD					
3201	CAREER & TECHNICAL EDUCATION	587,422.00	7,943.00		595,365.00
3220	WORKFORCE INVESTMENT ACT				
3221	ADULT GENERAL EDUCATION	587,494.00			587,494.00
3222	ENGLISH LITERACY & CIVICS EDUC	209,883.00			209,883.00
3223	ADULT MIGRANT EDUCATION	401,537.46			401,537.46
3225	TEACHER TRAINING TITLE II PT A	1,247,546.60			1,247,546.60
3226	MATH & SCI PRS TITLE II PART B	262,112.45			262,112.45
3230	INDIV WITH DISABL EDUC ACT	10,209,960.69			10,209,960.69
3240	ELEM & SECONDARY EDUC ACT TI I	18,520,860.45			18,520,860.45
3241	LANGUAGE INSTRUCTION TITLE III	981,627.77	14,909.35		996,537.12
3251	ADULT GENERAL EDUCATION				
3290	OTHER FEDERAL THROUGH STATE	73,500.00			73,500.00
3293	EMERGENCY IMMIGRANT EDUCATION				
3461	ADULT GENERAL ED COURSE FEES				
3490	MISCELLANEOUS LOCAL SOURCES				
				22,852.35	
TOTAL		33,081,944.42		22,852.35	33,104,796.77

ESTIMATED APPROPRIATIONS & ENDING FUND BALANCE					
FUNCTION	DESCRIPTION	PRESENT BUDGET	INCREASE	(DECREASE)	REVISED BUDGET
5000	INSTRUCTION	17,162,444.22	187,938.21		17,350,382.43
6100	STUDENT SUPPORT SERVICES	2,365,725.57		(65,413.04)	2,300,312.53
6200	INSTRUCTIONAL MEDIA SERVICES	8,670.56	6,291.45		14,962.01
6300	INST AND CURRICULUM DEVEL SERV	6,319,638.76		(42,754.88)	6,276,883.88
6400	INSTRUCTIONAL STAFF TRNG SERV	5,450,921.55		(31,213.71)	5,419,707.84
6500	INSTRUCTION RELATED TECHNOLOGY				
7200	GENERAL ADMINISTRATION	1,327,693.47		(3,573.88)	1,324,119.59
7300	SCHOOL ADMINISTRATION	159,692.03		(49,233.88)	110,458.17
7400	FACILITIES ACQUISITION & CONST				
7500	FISCAL SERVICES				
7600	FOOD SERVICES				
7700	CENTRAL SERVICES	191,676.55	34,317.81		225,994.36
7800	PUPIL TRANSPORTATION SERVICES	93,931.71		(13,505.75)	80,425.96
7900	OPERATION OF PLANT	1,550.00			1,550.00
8100	MAINTENANCE OF PLANT				
8200	ADMINISTRATIVE TECHNOLOGY SERV				
				228,547.47	(205,695.12)
ENDING FUND BALANCE		33,081,944.42		22,852.35	33,104,796.77

DATE ADOPTED BY SCHOOL BOARD:

June 14, 2016



DISTRICT SUPERINTENDENT

April 2016 Board Approved Budget Amendments
RESOLUTION TO AMEND DISTRICT SCHOOL BUDGET
THE DISTRICT SCHOOL BOARD OF COLLIER COUNTY
SPECIAL REVENUE FUND 422 - STUDENT FINANCIAL AID PROGRAMS
RESOLUTION NUMBER 422-03

ESTIMATED REVENUE AND BEGINNING FUND BALANCE					
REVENUE	DESCRIPTION	PRESENT BUDGET	INCREASE	(DECREASE)	REVISED BUDGET
BALANCE FORWARD					
3190	OTHER FEDERAL DIRECT				
3192	PELL GRANTS (GF)	1,372,736.00			1,372,736.00
3490	MISCELLANEOUS LOCAL SOURCES	2,500.00			2,500.00
TOTAL		1,375,236.00			1,375,236.00

ESTIMATED APPROPRIATIONS & ENDING FUND BALANCE					
FUNCTION	DESCRIPTION	PRESENT BUDGET	INCREASE	(DECREASE)	REVISED BUDGET
5000	INSTRUCTION	1,371,510.00		(75.00)	1,371,435.00
6100	STUDENT SUPPORT SERVICES				
6200	INSTRUCTIONAL MEDIA SERVICES				
6300	INST AND CURRICULUM DEVEL SERV				
6400	INSTRUCTIONAL STAFF TRNG SERV				
7200	GENERAL ADMINISTRATION				
7300	SCHOOL ADMINISTRATION	3,726.00	75.00		3,801.00
7400	FACILITIES ACQUISITION & CONST				
7600	FOOD SERVICES				
7700	CENTRAL SERVICES				
7800	PUPIL TRANSPORTATION SERVICES				
7900	OPERATION OF PLANT				
8100	MAINTENANCE OF PLANT				
ENDING FUND BALANCE					
			75.00	(75.00)	
TOTAL		1,375,236.00			1,375,236.00

DATE ADOPTED BY SCHOOL BOARD: June 14, 2016

Kim Pat
DISTRICT SUPERINTENDENT

April 2016 Board Approved Budget Amendments
RESOLUTION TO AMEND DISTRICT SCHOOL BUDGET
THE DISTRICT SCHOOL BOARD OF COLLIER COUNTY
GENERAL FUND
RESOLUTION NUMBER 100-08

ESTIMATED REVENUE AND BEGINNING FUND BALANCE					
REVENUE	DESCRIPTION	PRESENT BUDGET	INCREASE	(DECREASE)	REVISED BUDGET
	BALANCE FORWARD	65,693,054.74			65,693,054.74
3190	OTHER FEDERAL DIRECT				
3191	ROTC	475,000.00			475,000.00
3202	MEDICAID	1,900,000.00			1,900,000.00
3290	OTHER FEDERAL THRU STATE	3,383.54			3,383.54
3299	MISC FED THRU STATE				
3310	FLORIDA EDUC FINANCE PROG.	23,483,550.00	222,481.00		23,706,031.00
3315	WORKFORCE DEVELOPMENT	8,291,946.00			8,291,946.00
3317	WORKFORCE PERFORMANCE				
3318	ADULT HANDICAPPED				
3323	CAPITAL OUTLAY & DEBT SERV.	27,000.00			27,000.00
3340	OTHER STATE REVENUE				
3341	RACING COMMISSION FUNDS	446,500.00			446,500.00
3343	STATE LICENSE TAX	106,000.00			106,000.00
3344	DISCRETIONARY LOTTERY	168,033.00		(168,033.00)	
3355	CLASS SIZE REDUCTION	51,762,267.00			51,762,267.00
3361	SCHOOL RECOGNITION	2,582,672.00		(231,622.00)	2,351,050.00
3371	VOLUNTARY PRE-K	1,326,212.83	38,541.48		1,364,754.31
3390	MISC. STATE	380,232.70		(8,256.27)	371,976.43
3411	DISTRICT SCHOOL TAX	293,296,861.00			293,296,861.00
3422	PAYMENTS IN LIEU OF TAXES	4,427.00			4,427.00
3425	RENT	391,657.00	858.00		392,515.00
3431	INTEREST ON INVESTMENTS	646,174.00			646,174.00
3440	GIFTS, GRANTS AND BEQUESTS	421,919.33	19,975.92		441,895.25
346A	TECHNOLOGY FEE	56,000.00	1,500.00		57,500.00
3461	ADULT GENERAL ED. FEES	124,520.00	2,250.00		126,770.00
3462	POST SECONDARY VOCATIONAL	985,000.00	85,000.00		1,070,000.00
3463	CONT. WORKFORCE FEES				
3464	CAPITAL IMPROVEMENT FEES	56,300.00	1,135.17		57,435.17
3465	POST SECONDARY LAB FEES	196,400.00	56,160.80		252,560.80
3466	LIFELONG LEARNING FEES	253,670.00	10,936.60		264,606.60
3467	GED TESTING FEES	7,000.00	2,006.50		9,006.50
3468	FINANCIAL AID FEES	118,000.00		(35,000.00)	83,000.00
3469	OTHER STUDENT FEES	96,993.00	15,224.35		112,217.35
3477	CUSTOMIZED PROGRAM FEES				
3486	INSURANCE PREMIUM	90,000.00			90,000.00
349A	AFTER SCHOOL PROGRAM	407,898.83	19,427.15		427,325.98
349R	RESTRICTED LOCAL				
3490	MISCELLANEOUS LOCAL	5,252,361.49	40,418.06		5,292,779.55
3494	RECPT OF FEDERAL INDIRECT	1,250,000.00			1,250,000.00
3497	REFUNDS PRIOR YEAR EXPENSE	182,362.63			182,362.63
3498	LOST/DAMAGED TEXTBOOKS				
3499	FOOD SERV. INDIRECT	400,000.00			400,000.00
3630	TRANSFER FROM CAPITAL FD.	25,860,166.00			25,860,166.00
3733	SALE OF EQUIPMENT	77,205.00			77,205.00
3740	LOSS RECOVERIES				
3741	INSURANCE LOSS RECOVERY				
3742	FEMA LOSS RECOVERY				
3743	FEMA LOSS RECOVERY (STATE)				
TOTAL		486,820,767.09	516,915.03	(442,911.27)	486,893,770.85
			73,003.76		

ESTIMATED APPROPRIATIONS & ENDING FUND BALANCE					
FUNCTION	DESCRIPTION	PRESENT BUDGET	INCREASE	(DECREASE)	REVISED BUDGET
5000	DIRECT INSTRUCTION	266,877,769.53	3,039,225.82		269,916,995.35
6100	STUDENT SUPPORT SERVICES	16,298,680.45	68,536.91		16,367,217.36
6200	INSTRUCTIONAL MEDIA	6,097,755.77	12,181.76		6,109,937.53
6300	CURRICULUM DEVELOPMENT	6,890,134.92		(7,052.09)	6,883,082.83
6400	INSTRUCTIONAL STAFF TRNG	3,511,521.96	46,428.09		3,557,950.05
6500	INSTRUCTIONAL TECHNOLOGY	1,412,488.32		(6,756.96)	1,405,731.36
7100	SCHOOL BOARD & ATTORNEY	1,473,866.41		(32,971.62)	1,440,894.79
7200	GENERAL ADMINISTRATION	1,030,265.86	1,015.00		1,031,280.86
7300	SCHOOL ADMINISTRATION	29,472,831.42	13,740.43		29,486,571.85
7400	FACILITIES ACQUISITION	1,075,188.11		(19,000.00)	1,056,188.11
7500	FISCAL SERVICES	2,570,349.97		(2,453.56)	2,567,896.41
7700	CENTRAL SERVICES	8,202,309.38		(1,973.68)	8,200,335.70
7800	PUPIL TRANSPORTATION	19,428,007.68	28,310.04		19,456,317.72
7900	OPERATION OF PLANT	35,073,945.62	28,375.63		35,102,321.25
8100	MAINTENANCE OF PLANT	16,664,488.00	46,515.15		16,711,003.15
8200	ADMINISTRATIVE TECHNOLOGY	3,081,794.48		(4,530.16)	3,077,264.32
9100	COMMUNITY SERVICES				
9200	DEBT SERVICE				
ENDING FUND BALANCE		67,659,369.21		(3,136,587.00)	64,522,782.21
TOTAL		486,820,767.09	3,284,328.83	(3,211,325.07)	486,893,770.85
			73,003.76		

DATE ADOPTED BY SCHOOL BOARD:

June 14, 2016


Kenneth P. ...
DISTRICT SUPERINTENDENT

May 2016 Board Approved Budget Amendments
RESOLUTION TO AMEND DISTRICT SCHOOL BUDGET
THE DISTRICT SCHOOL BOARD OF COLLIER COUNTY
CAPITAL PROJECT FUND 370 - CAPITAL IMPROVEMENT TAX
RESOLUTION NUMBER 370-09

ESTIMATED REVENUE AND BEGINNING FUND BALANCE					
REVENUE	DESCRIPTION	PRESENT BUDGET	INCREASE	(DECREASE)	REVISED BUDGET
BALANCE FORWARD		71,970,064.88			71,970,064.88
3413	DIST LOCAL CAPITAL IMPROVE TAX				
3431	INTEREST ON INVESTMENTS	250,000.00			250,000.00
3433	NET INC /DEC IN FMV OF INVEST.				
3490	MISCELLANEOUS LOCAL SOURCES				
3497	REFUNDS OF PRIOR YEAR EXPEND				
3733	SALE OF EQUIPMENT	205,056.80			205,056.80
TOTAL		72,425,121.68			72,425,121.68

ESTIMATED APPROPRIATIONS & ENDING FUND BALANCE					
FUNCTION / OBJECT	DESCRIPTION	PRESENT BUDGET	INCREASE	(DECREASE)	REVISED BUDGET
7400	FACILITIES ACQUISITION & CONST				
810	LIBRARY BOOKS				
620	AUDIO-VISUAL MATERIALS				
630	BUILDINGS AND FIXED EQUIPMENT	16,836,084.30		(317,665.00)	16,518,419.30
640	FURNITURE, FIXTURES & EQUIPMENT	7,000.00			7,000.00
650	MOTOR VEHICLES				
660	LAND				
670	IMPROVEMENTS OTHER THAN BLDGS	2,796,934.76	249,464.04		3,046,398.80
680	REMODELING AND RENOVATIONS	12,879,715.48	35,410.99		12,915,126.47
690	COMPUTER SOFTWARE				
9700	TRANSFER OF FUNDS				
910	TRANSFERS TO GENERAL FUND				
920	TRANSFERS TO DEBT SERVICE FUND	16,873,098.85			16,873,098.85
ENDING FUND BALANCE		23,032,288.29	32,789.97	(317,665.00)	23,085,078.26
TOTAL		72,425,121.68	0.00	(317,665.00)	72,425,121.68

DATE ADOPTED BY SCHOOL BOARD: June 14, 2016




 DISTRICT SUPERINTENDENT

May 2016 Board Approved Budget Amendments
RESOLUTION TO AMEND DISTRICT SCHOOL BUDGET
THE DISTRICT SCHOOL BOARD OF COLLIER COUNTY
CAPITAL PROJECT FUND 375 - 2015 CAPITAL IMPROVEMENT TAX
RESOLUTION NUMBER 375-06

ESTIMATED REVENUE AND BEGINNING FUND BALANCE					
REVENUE	DESCRIPTION	PRESENT BUDGET	INCREASE	(DECREASE)	REVISED BUDGET
BALANCE FORWARD		46,260,074.84			46,260,074.84
3413	DIST LOCAL CAPITAL IMPROVE TAX				
3431	INTEREST ON INVESTMENTS	80,000.00			80,000.00
3433	NET INC /DEC IN FMV OF INVEST.				
3497	REFUNDS OF PRIOR YEAR EXPEND				
TOTAL		46,340,074.84			46,340,074.84

ESTIMATED APPROPRIATIONS & ENDING FUND BALANCE					
FUNCTION / OBJECT	DESCRIPTION	PRESENT BUDGET	INCREASE	(DECREASE)	REVISED BUDGET
7400	FACILITIES ACQUISITION & CONST				
610	LIBRARY BOOKS				
620	AUDIO-VISUAL MATERIALS				
630	BUILDINGS AND FIXED EQUIPMENT	32,137,213.92	5,000.00		32,142,213.92
640	FURNITURE, FIXTURES & EQUIPMENT	892,008.51		(5,000.00)	887,008.51
650	MOTOR VEHICLES	3,454,230.00			3,454,230.00
660	LAND	12,421.70			12,421.70
670	IMPROVEMENTS OTHER THAN BLDGS	238,126.40		(5,000.00)	233,126.40
680	REMODELING AND RENOVATIONS	1,697,553.85	5,000.00		1,702,553.85
690	COMPUTER SOFTWARE	812,000.00			812,000.00
9700	TRANSFER OF FUNDS				
910	TRANSFERS TO GENERAL FUND				
920	TRANSFERS TO DEBT SERVICE FUND	4,880,000.00			4,880,000.00
ENDING FUND BALANCE		2,216,520.46			2,216,520.46
TOTAL		46,340,074.84	10,000.00	(10,000.00)	46,340,074.84

DATE ADOPTED BY SCHOOL BOARD: June 14, 2016




 DISTRICT SUPERINTENDENT

May 2016 Board Approved Budget Amendments
RESOLUTION TO AMEND DISTRICT SCHOOL BUDGET
 THE DISTRICT SCHOOL BOARD OF COLLIER COUNTY
 SPECIAL REVENUE FUND 410 - FOOD SERVICE
 RESOLUTION NUMBER 410-09

ESTIMATED REVENUE AND BEGINNING FUND BALANCE					
REVENUE	DESCRIPTION	PRESENT BUDGET	INCREASE	(DECREASE)	REVISED BUDGET
BALANCE FORWARD		9,736,018.94			9,736,018.94
326A	SUMMER FOOD PROGRAM-BREAKFAST	69,855.94			69,855.94
3261	SCHOOL LUNCH REIMBURSEMENT	11,725,587.84			11,725,587.84
3262	SCHOOL BREAKFAST REIMBURSEMENT	3,946,475.75			3,946,475.75
3263	AFTER SCHOOL SNACK REIMB	154,815.18			154,815.18
3265	USDA DONATED COMMODITIES	1,187,486.00			1,187,486.00
3267	SUMMER FOOD PROGRAM-LUNCH	150,662.43			150,662.43
3268	FRESH FRUIT AND VEGETABLE PRG	178,224.24			178,224.24
3269	OTHER FOOD SERVICES	14,519.80			14,519.80
3337	SCHOOL BREAKFAST SUPPLEMENT	143,314.00			143,314.00
3338	SCHOOL LUNCH SUPPLEMENT	167,226.00			167,226.00
3390	MISCELLANEOUS STATE REVENUE				
3395	TEACHERS AS ADVISORS				
3431	INTEREST ON INVESTMENTS	18,932.79			18,932.79
3451	FOOD SALES (STUDENT LUNCHES)	1,546,327.78			1,546,327.78
3452	STUDENT BREAKFAST				
3453	ADULT BREAKFASTS/LUNCHES	109,791.09			109,791.09
3454	STUDENT & ADULT A LA CARTE	3,977,817.40			3,977,817.40
3456	OTHER FOOD SALES	156,285.53			156,285.53
3457	CASH OVER/CASH SHORT FOOD SALE				
3469	OTHER STUDENT FEES				
3490	MISCELLANEOUS LOCAL SOURCES	8,553.15	2,183.06		10,736.21
3494	RECEIPT OF FED INDIRECT COST				
3495	OTHER MISC LOCAL SERVICES				
3497	REFUNDS OF PRIOR YEAR EXPEND	82,963.72			82,963.72
3733	SALE OF EQUIPMENT	12,544.00			12,544.00
3742	FEMA LOSS RECOVERY - FEMA				
3743	FEMA LOSS RECOVERY - STATE				
TOTAL		33,387,401.58	2,183.06	2,183.06	33,389,584.64

ESTIMATED APPROPRIATIONS & ENDING FUND BALANCE					
FUNCTION / OBJECT	DESCRIPTION	PRESENT BUDGET	INCREASE	(DECREASE)	REVISED BUDGET
7600	FOOD SERVICES				
100	SALARIES	6,498,214.44	119,640.43		6,617,854.87
200	EMPLOYEE BENEFITS	2,679,516.68	12,100.83		2,691,617.51
300	PURCHASED SERVICES	1,558,144.00	100,000.00		1,658,144.00
400	ENERGY SERVICES	504,994.00			504,994.00
500	MATERIALS AND SUPPLIES	13,629,215.49	7,226.80		13,636,442.29
600	CAPITAL OUTLAY	2,511,921.42		(242,435.00)	2,269,486.42
700	OTHER EXPENSES	598,403.69	5,650.00		604,053.69
ENDING FUND BALANCE		5,406,991.86			5,406,991.86
TOTAL		33,387,401.58	244,618.06	(242,435.00)	33,389,584.64

DATE ADOPTED BY SCHOOL BOARD: June 14, 2016


 DISTRICT SUPERINTENDENT


May 2016 Board Approved Budget Amendments
RESOLUTION TO AMEND DISTRICT SCHOOL BUDGET
 THE DISTRICT SCHOOL BOARD OF COLLIER COUNTY
 SPECIAL REVENUE FUND 421 - HEAD START
 RESOLUTION NUMBER 421-09

ESTIMATED REVENUE AND BEGINNING FUND BALANCE					
REVENUE	DESCRIPTION	PRESENT BUDGET	INCREASE	(DECREASE)	REVISED BUDGET
BALANCE FORWARD					
3130	HEAD START	2,938,258.00			2,938,258.00
3490	MISCELLANEOUS LOCAL SOURCES	734,566.00			734,566.00
TOTAL		3,672,824.00			3,672,824.00

ESTIMATED APPROPRIATIONS & ENDING FUND BALANCE					
FUNCTION	DESCRIPTION	PRESENT BUDGET	INCREASE	(DECREASE)	REVISED BUDGET
5000	INSTRUCTION	2,480,455.47	15,763.13		2,496,218.60
6100	STUDENT SUPPORT SERVICES	542,169.97		(11,503.74)	530,666.23
6200	INSTRUCTIONAL MEDIA SERVICES				
6300	INST AND CURRICULUM DEVEL SERV	434,238.48	838.11		435,076.59
6400	INSTRUCTIONAL STAFF TRNG SERV	6,840.43	5.59		6,846.02
7200	GENERAL ADMINISTRATION	117,944.64		(1,459.56)	116,485.08
7300	SCHOOL ADMINISTRATION				
7400	FACILITIES ACQUISITION & CONST				
7600	FOOD SERVICES				
7700	CENTRAL SERVICES	2,211.83		(714.83)	1,497.00
7800	PUPIL TRANSPORTATION SERVICES	57,409.57		(2,612.70)	54,796.87
7900	OPERATION OF PLANT	28,767.61		(316.00)	28,451.61
8100	MAINTENANCE OF PLANT	2,786.00			2,786.00
ENDING FUND BALANCE					
TOTAL		3,672,824.00	16,606.83	(16,606.83)	3,672,824.00
			(0.00)		

DATE ADOPTED BY SCHOOL BOARD:

June 14, 2016



 DISTRICT SUPERINTENDENT

May 2016 Board Approved Budget Amendments
RESOLUTION TO AMEND DISTRICT SCHOOL BUDGET
THE DISTRICT SCHOOL BOARD OF COLLIER COUNTY
GENERAL FUND
RESOLUTION NUMBER 100-09

ESTIMATED REVENUE AND BEGINNING FUND BALANCE					
REVENUE	DESCRIPTION	PRESENT BUDGET	INCREASE	(DECREASE)	REVISED BUDGET
	BALANCE FORWARD	65,693,054.74			65,693,054.74
3190	OTHER FEDERAL DIRECT				
3191	ROTC	475,000.00			475,000.00
3202	MEDICAID	1,900,000.00			1,900,000.00
3290	OTHER FEDERAL THRU STATE	3,383.54			3,383.54
3299	MISC FED THRU STATE				
3310	FLORIDA EDUC FINANCE PROG.	23,706,031.00		(30,429.00)	23,675,602.00
3315	WORKFORCE DEVELOPMENT	8,291,946.00			8,291,946.00
3317	WORKFORCE PERFORMANCE				
3318	ADULT HANDICAPPED				
3323	CAPITAL OUTLAY & DEBT SERV.	27,000.00			27,000.00
3340	OTHER STATE REVENUE				
3341	RACING COMMISSION FUNDS	446,500.00			446,500.00
3343	STATE LICENSE TAX	106,000.00			106,000.00
3344	DISCRETIONARY LOTTERY				
3355	CLASS SIZE REDUCTION	51,762,267.00			51,762,267.00
3361	SCHOOL RECOGNITION	2,351,050.00			2,351,050.00
3371	VOLUNTARY PRE-K	1,364,754.31		(14,333.00)	1,350,421.31
3390	MISC. STATE	371,976.43			371,976.43
3411	DISTRICT SCHOOL TAX	293,296,861.00			293,296,861.00
3422	PAYMENTS IN LIEU OF TAXES	4,427.00			4,427.00
3425	RENT	392,515.00			392,515.00
3431	INTEREST ON INVESTMENTS	646,174.00			646,174.00
3440	GIFTS, GRANTS AND BEQUESTS	441,895.25	28,179.18		470,074.43
346A	TECHNOLOGY FEE	57,500.00			57,500.00
3461	ADULT GENERAL ED. FEES	126,770.00			126,770.00
3462	POST SECONDARY VOCATIONAL	1,070,000.00			1,070,000.00
3463	CONT. WORKFORCE FEES				
3464	CAPITAL IMPROVEMENT FEES	57,435.17			57,435.17
3465	POST SECONDARY LAB FEES	252,560.80			252,560.80
3466	LIFELONG LEARNING FEES	264,606.60			264,606.60
3467	GED TESTING FEES	9,006.50			9,006.50
3468	FINANCIAL AID FEES	83,000.00			83,000.00
3469	OTHER STUDENT FEES	112,217.35			112,217.35
3477	CUSTOMIZED PROGRAM FEES				
3486	INSURANCE PREMIUM	90,000.00			90,000.00
349A	AFTER SCHOOL PROGRAM	427,325.98	24,890.88		452,216.86
349R	RESTRICTED LOCAL				
3490	MISCELLANEOUS LOCAL	5,292,779.55	120,470.85		5,413,250.40
3494	RECPT OF FEDERAL INDIRECT	1,250,000.00			1,250,000.00
3497	REFUNDS PRIOR YEAR EXPENSE	182,362.63			182,362.63
3498	LOST/DAMAGED TEXTBOOKS				
3499	FOOD SERV. INDIRECT	400,000.00			400,000.00
3630	TRANSFER FROM CAPITAL FD.	25,860,166.00			25,860,166.00
3733	SALE OF EQUIPMENT	77,205.00			77,205.00
3740	LOSS RECOVERIES				
3741	INSURANCE LOSS RECOVERY				
3742	FEMA LOSS RECOVERY				
3743	FEMA LOSS RECOVERY (STATE)				
TOTAL		486,893,770.85	173,540.91	(44,762.00)	487,022,549.76
			128,778.91		

ESTIMATED APPROPRIATIONS & ENDING FUND BALANCE					
FUNCTION	DESCRIPTION	PRESENT BUDGET	INCREASE	(DECREASE)	REVISED BUDGET
5000	DIRECT INSTRUCTION	269,916,995.35		(552,486.56)	269,364,508.79
6100	STUDENT SUPPORT SERVICES	16,367,217.36	77,934.69		16,445,152.05
6200	INSTRUCTIONAL MEDIA	6,109,937.53	38,876.15		6,148,813.68
6300	CURRICULUM DEVELOPMENT	6,883,082.83		(5,773.61)	6,877,309.22
6400	INSTRUCTIONAL STAFF TRNG	3,557,950.05	157,496.74		3,715,446.79
6500	INSTRUCTIONAL TECHNOLOGY	1,405,731.36		(1,510.16)	1,404,221.20
7100	SCHOOL BOARD & ATTORNEY	1,440,894.79		(638.22)	1,440,256.57
7200	GENERAL ADMINISTRATION	1,031,280.86	9,262.20		1,040,543.06
7300	SCHOOL ADMINISTRATION	29,486,571.85	250,897.76		29,737,469.61
7400	FACILITIES ACQUISITION	1,056,188.11		(65,159.00)	991,029.11
7500	FISCAL SERVICES	2,567,896.41	12,355.78		2,580,252.19
7700	CENTRAL SERVICES	8,200,335.70	39,082.53		8,239,418.23
7800	PUPIL TRANSPORTATION	19,456,317.72	131,552.84		19,587,870.56
7900	OPERATION OF PLANT	35,102,321.25	57,463.50		35,159,784.75
8100	MAINTENANCE OF PLANT	16,711,003.15		(20,490.12)	16,690,513.03
8200	ADMINISTRATIVE TECHNOLOGY	3,077,264.32		(85.61)	3,077,178.71
9100	COMMUNITY SERVICES				
9200	DEBT SERVICE				
ENDING FUND BALANCE		64,522,782.21			64,522,782.21
TOTAL		486,893,770.85	774,922.19	(646,143.28)	487,022,549.76
			128,778.91		

DATE ADOPTED BY SCHOOL BOARD: June 14, 2016


DISTRICT SUPERINTENDENT

RESOLUTION TO AMEND DISTRICT SCHOOL BUDGET

THE DISTRICT SCHOOL BOARD OF COLLIER COUNTY

GENERAL FUND

RESOLUTION NUMBER 100-10

ESTIMATED REVENUE AND BEGINNING FUND BALANCE					
REVENUE	DESCRIPTION	PRESENT BUDGET	INCREASE	(DECREASE)	REVISED BUDGET
	BALANCE FORWARD	65,693,054.74			65,693,054.74
3190	OTHER FEDERAL DIRECT				
3191	ROTC	475,000.00		(13,949.79)	461,050.21
3202	MEDICAID	1,900,000.00		(96,624.84)	1,803,375.16
3290	OTHER FEDERAL THRU STATE	3,383.54			3,383.54
3299	MISC FED THRU STATE				
3310	FLORIDA EDUC FINANCE PROG.	23,675,602.00			23,675,602.00
3315	WORKFORCE DEVELOPMENT	8,291,946.00			8,291,946.00
3317	WORKFORCE PERFORMANCE		110,182.00		110,182.00
3318	ADULT HANDICAPPED				
3323	CAPITAL OUTLAY & DEBT SERV.	27,000.00	987.60		27,987.60
3340	OTHER STATE REVENUE				
3341	RACING COMMISSION FUNDS	446,500.00			446,500.00
3343	STATE LICENSE TAX	106,000.00		(1,120.02)	104,879.98
3344	DISCRETIONARY LOTTERY				
3355	CLASS SIZE REDUCTION	51,762,267.00	3,022.00		51,765,289.00
3361	SCHOOL RECOGNITION	2,351,050.00			2,351,050.00
3371	VOLUNTARY PRE-K	1,350,421.31	10,784.77		1,361,206.08
3390	MISC. STATE	371,976.43	11,450.81		383,427.24
3411	DISTRICT SCHOOL TAX	293,296,861.00	1,355,967.06		294,652,828.06
3422	PAYMENTS IN LIEU OF TAXES	4,427.00			4,427.00
3425	RENT	392,515.00	469.26		392,984.26
3431	INTEREST ON INVESTMENTS	646,174.00	20,211.37		666,385.37
3440	GIFTS, GRANTS AND BEQUESTS	470,074.43	14,242.38		484,316.81
346A	TECHNOLOGY FEE	57,500.00	1,961.78		59,461.78
3461	ADULT GENERAL ED. FEES	126,770.00		(8,472.17)	118,297.83
3462	POST SECONDARY VOCATIONAL	1,070,000.00	66,736.75		1,136,736.75
3463	CONT. WORKFORCE FEES				
3464	CAPITAL IMPROVEMENT FEES	57,435.17	1,972.38		59,407.55
3465	POST SECONDARY LAB FEES	252,560.80	7,334.30		259,895.10
3466	LIFELONG LEARNING FEES	264,606.60		(20,289.25)	244,317.35
3467	GED TESTING FEES	9,006.50	3,939.25		12,945.75
3468	FINANCIAL AID FEES	83,000.00		(10,663.24)	72,336.76
3469	OTHER STUDENT FEES	112,217.35	17,538.37		129,755.72
3477	CUSTOMIZED PROGRAM FEES				
3486	INSURANCE PREMIUM	90,000.00		(484.02)	89,515.98
349A	AFTER SCHOOL PROGRAM	452,216.86	272,824.48		725,041.34
349R	RESTRICTED LOCAL				
3490	MISCELLANEOUS LOCAL	5,413,250.40	779,701.20		6,192,951.60
3494	RECPT OF FEDERAL INDIRECT	1,250,000.00	90,323.97		1,340,323.97
3497	REFUNDS PRIOR YEAR EXPENSE	182,362.63		(17,012.49)	165,350.14
3498	LOST/DAMAGED TEXTBOOKS				
3499	FOOD SERV. INDIRECT	400,000.00	67,498.42		467,498.42
3630	TRANSFER FROM CAPITAL FD.	25,860,166.00		(319,640.69)	25,540,525.31
3733	SALE OF EQUIPMENT	77,205.00		(54,610.05)	22,594.95
3740	LOSS RECOVERIES				
3741	INSURANCE LOSS RECOVERY				
3742	FEMA LOSS RECOVERY				
3743	FEMA LOSS RECOVERY (STATE)				
TOTAL		487,022,649.76	2,837,148.15	(542,866.56)	489,316,831.35
			2,294,281.59		

ESTIMATED APPROPRIATIONS & ENDING FUND BALANCE					
FUNCTION	DESCRIPTION	PRESENT BUDGET	INCREASE	(DECREASE)	REVISED BUDGET
5000	DIRECT INSTRUCTION	269,364,508.79		(4,060,751.33)	265,303,757.46
6100	STUDENT SUPPORT SERVICES	16,445,152.05		(225,889.39)	16,219,262.66
6200	INSTRUCTIONAL MEDIA	6,148,813.68		(20,147.86)	6,128,665.82
6300	CURRICULUM DEVELOPMENT	6,877,309.22	27,327.48		6,904,636.70
6400	INSTRUCTIONAL STAFF TRNG	3,715,446.79	282,705.85		3,998,152.64
6500	INSTRUCTIONAL TECHNOLOGY	1,404,221.20		(2,457.75)	1,401,763.45
7100	SCHOOL BOARD & ATTORNEY	1,440,256.57		(172,431.92)	1,267,824.65
7200	GENERAL ADMINISTRATION	1,040,543.06		(34,321.48)	1,006,221.58
7300	SCHOOL ADMINISTRATION	29,737,469.61		(106,582.38)	29,630,887.23
7400	FACILITIES ACQUISITION	991,029.11		(24,958.83)	966,070.28
7500	FISCAL SERVICES	2,580,252.19		(53,761.23)	2,526,490.96
7700	CENTRAL SERVICES	8,239,418.23		(221,636.54)	8,017,781.69
7800	PUPIL TRANSPORTATION	19,587,870.56		(1,250,741.35)	18,337,129.21
7900	OPERATION OF PLANT	35,159,784.75		(706,323.90)	34,453,460.85
8100	MAINTENANCE OF PLANT	16,690,513.03		(24,804.87)	16,665,708.16
8200	ADMINISTRATIVE TECHNOLOGY	3,077,178.71		(242,342.26)	2,834,836.45
9100	COMMUNITY SERVICES				
9200	DEBT SERVICE				
ENDING FUND BALANCE		64,522,782.21	9,131,399.35	(7,147,161.09)	73,654,181.56
TOTAL		487,022,649.76	2,294,281.59		489,316,831.35

DATE ADOPTED BY SCHOOL BOARD: September 12, 2016

Kaw Park
DISTRICT SUPERINTENDENT


RESOLUTION TO AMEND DISTRICT SCHOOL BUDGET
THE DISTRICT SCHOOL BOARD OF COLLIER COUNTY
DEBT SERVICE FUND 29C - COPS 13-14 SERIES 2014A
RESOLUTION NUMBER 29C-02

ESTIMATED REVENUE AND BEGINNING FUND BALANCE					
REVENUE	DESCRIPTION	PRESENT BUDGET	INCREASE	(DECREASE)	REVISED BUDGET
BALANCE FORWARD		2,491,602.21			2,491,602.21
3431	INTEREST ON INVESTMENTS	1,700.00	5,749.19		7,449.19
3630	TRANSF FR CAPITAL PROJECT FUND	6,352,600.00		(5,097.31)	6,347,502.69
3715	PROCEEDS OF REFUNDING BONDS				
TOTAL		8,845,902.21	5,749.19 651.88	(5,097.31)	8,846,554.09

ESTIMATED APPROPRIATIONS & ENDING FUND BALANCE					
FUNCTION / OBJECT	DESCRIPTION	PRESENT BUDGET	INCREASE	(DECREASE)	REVISED BUDGET
9200	DEBT SERVICE				
710	REDEMPTION OF PRINCIPAL	1,390,000.00			1,390,000.00
720	INTEREST	4,982,632.50			4,982,632.50
730	DUES AND FEES	2,850.02			2,850.02
760	PAYMTS TO REFUNDED BOND ESCROW				
ENDING FUND BALANCE		2,470,419.69	651.88 651.88		2,471,071.57
TOTAL		8,845,902.21	651.88		8,846,554.09

DATE ADOPTED BY SCHOOL BOARD:

September 12, 2016



DISTRICT SUPERINTENDENT

June 2016 Board Approved Budget Amendments
RESOLUTION TO AMEND DISTRICT SCHOOL BUDGET
 THE DISTRICT SCHOOL BOARD OF COLLIER COUNTY
 DEBT SERVICE FUND 294 - COPS 06-07 SERIES 2006
 RESOLUTION NUMBER 294-02

ESTIMATED REVENUE AND BEGINNING FUND BALANCE					
REVENUE	DESCRIPTION	PRESENT BUDGET	INCREASE	(DECREASE)	REVISED BUDGET
BALANCE FORWARD		757,690.09			757,690.09
3431	INTEREST ON INVESTMENTS	425,178.07	0.30		425,178.37
3433	NET INC /DEC IN FMV OF INVEST.				
3630	TRANSF FR CAPITAL PROJECT FUND	33,264,748.08		(0.30)	33,264,747.78
TOTAL		34,447,616.24	0.30	(0.30)	34,447,616.24

ESTIMATED APPROPRIATIONS & ENDING FUND BALANCE					
FUNCTION / OBJECT	DESCRIPTION	PRESENT BUDGET	INCREASE	(DECREASE)	REVISED BUDGET
9200	DEBT SERVICE				
710	REDEMPTION OF PRINCIPAL	32,930,000.00			32,930,000.00
720	INTEREST	1,515,206.24			1,515,206.24
730	DUES AND FEES	2,410.00			2,410.00
ENDING FUND BALANCE					
TOTAL		34,447,616.24			34,447,616.24

DATE ADOPTED BY SCHOOL BOARD: September 12, 2016


 DISTRICT SUPERINTENDENT

RESOLUTION TO AMEND DISTRICT SCHOOL BUDGET
THE DISTRICT SCHOOL BOARD OF COLLIER COUNTY
SPECIAL REVENUE FUND 410 - FOOD SERVICE
RESOLUTION NUMBER 410-10

ESTIMATED REVENUE AND BEGINNING FUND BALANCE					
REVENUE	DESCRIPTION	PRESENT BUDGET	INCREASE	(DECREASE)	REVISED BUDGET
BALANCE FORWARD		9,736,018.94			9,736,018.94
326A	SUMMER FOOD PROGRAM-BREAKFAST	69,855.94	40,964.61		110,820.55
3261	SCHOOL LUNCH REIMBURSEMENT	11,725,587.84	226,302.39		11,951,890.23
3262	SCHOOL BREAKFAST REIMBURSEMENT	3,946,475.75	36,736.50		3,983,212.25
3263	AFTER SCHOOL SNACK REIMB	154,815.18		(57,586.02)	97,229.16
3264	CHILD CARE FOOD PGM REIMB		310,444.54		310,444.54
3265	USDA DONATED COMMODITIES	1,187,486.00	472,732.53		1,660,218.53
3266	CASH IN LIEU OF COMMODITIES		24,016.61		24,016.61
3267	SUMMER FOOD PROGRAM-LUNCH	150,662.43	99,890.61		250,553.04
3268	FRESH FRUIT AND VEGETABLE PRG	178,224.24	258,525.11		436,749.35
3269	OTHER FOOD SERVICES	14,519.80		(8,019.80)	6,500.00
3337	SCHOOL BREAKFAST SUPPLEMENT	143,314.00		(15,494.00)	127,820.00
3338	SCHOOL LUNCH SUPPLEMENT	167,226.00		(6,199.00)	161,027.00
3390	MISCELLANEOUS STATE REVENUE				
3395	TEACHERS AS ADVISORS				
3431	INTEREST ON INVESTMENTS	18,932.79	6,465.86		25,398.65
3451	FOOD SALES (STUDENT LUNCHES)	1,546,327.78		(318,705.59)	1,227,622.19
3452	STUDENT BREAKFAST				
3453	ADULT BREAKFASTS/LUNCHES	109,791.09		(19,855.59)	89,935.50
3454	STUDENT & ADULT A LA CARTE	3,977,817.40		(755,935.54)	3,221,881.86
3456	OTHER FOOD SALES	156,285.53		(24,921.62)	131,363.91
3457	CASH OVER/CASH SHORT FOOD SALE		393.06		393.06
3469	OTHER STUDENT FEES				
3490	MISCELLANEOUS LOCAL SOURCES	10,736.21	12,544.96		23,281.17
3494	RECEIPT OF FED INDIRECT COST				
3495	OTHER MISC LOCAL SERVICES				
3497	REFUNDS OF PRIOR YEAR EXPEND	82,963.72	29,624.72		112,588.44
3733	SALE OF EQUIPMENT	12,544.00		(9,995.18)	2,548.82
3742	FEMA LOSS RECOVERY - FEMA				
3743	FEMA LOSS RECOVERY - STATE				
TOTAL		33,389,584.64	1,518,641.50	(1,216,712.34)	33,691,513.80
			301,929.16		

ESTIMATED APPROPRIATIONS & ENDING FUND BALANCE					
FUNCTION / OBJECT	DESCRIPTION	PRESENT BUDGET	INCREASE	(DECREASE)	REVISED BUDGET
7600	FOOD SERVICES				
100	SALARIES	6,617,854.87		(403,309.69)	6,214,545.18
200	EMPLOYEE BENEFITS	2,691,617.51		(248,222.29)	2,443,395.22
300	PURCHASED SERVICES	1,658,144.00		(136,274.66)	1,521,869.34
400	ENERGY SERVICES	504,994.00		(1,835.13)	503,158.87
500	MATERIALS AND SUPPLIES	13,636,442.29		(2,697,583.60)	10,938,858.69
600	CAPITAL OUTLAY	2,269,486.42		(167,183.48)	2,102,302.94
700	OTHER EXPENSES	604,053.69		(52,802.81)	551,250.88
7700	CENTRAL SERVICES				
100	SALARIES				
200	EMPLOYEE BENEFITS				
ENDING FUND BALANCE		5,406,991.86	4,009,140.82		9,416,132.68
TOTAL		33,389,584.64	4,009,140.82	(3,707,211.66)	33,691,513.80
			301,929.16		

DATE ADOPTED BY SCHOOL BOARD:

September 12, 2016


DISTRICT SUPERINTENDENT

June 2016 Board Approved Budget Amendments
RESOLUTION TO AMEND DISTRICT SCHOOL BUDGET
THE DISTRICT SCHOOL BOARD OF COLLIER COUNTY
SPECIAL REVENUE FUND 422 - STUDENT FINANCIAL AID PROGRAMS
RESOLUTION NUMBER 422-04

ESTIMATED REVENUE AND BEGINNING FUND BALANCE					
REVENUE	DESCRIPTION	PRESENT BUDGET	INCREASE	(DECREASE)	REVISED BUDGET
BALANCE FORWARD					
3190	OTHER FEDERAL DIRECT				
3192	PELL GRANTS (GF)	1,372,736.00	45,000.00		1,417,736.00
3490	MISCELLANEOUS LOCAL SOURCES	2,500.00			2,500.00
TOTAL		1,375,236.00	45,000.00	45,000.00	1,420,236.00

ESTIMATED APPROPRIATIONS & ENDING FUND BALANCE					
FUNCTION	DESCRIPTION	PRESENT BUDGET	INCREASE	(DECREASE)	REVISED BUDGET
5000	INSTRUCTION	1,371,435.00	45,000.00		1,416,435.00
6100	STUDENT SUPPORT SERVICES				
6200	INSTRUCTIONAL MEDIA SERVICES				
6300	INST AND CURRICULUM DEVEL SERV				
6400	INSTRUCTIONAL STAFF TRNG SERV				
7200	GENERAL ADMINISTRATION				
7300	SCHOOL ADMINISTRATION	3,801.00			3,801.00
7400	FACILITIES ACQUISITION & CONST				
7600	FOOD SERVICES				
7700	CENTRAL SERVICES				
7800	PUPIL TRANSPORTATION SERVICES				
7900	OPERATION OF PLANT				
8100	MAINTENANCE OF PLANT				
ENDING FUND BALANCE					
TOTAL		1,375,236.00	45,000.00	45,000.00	1,420,236.00

DATE ADOPTED BY SCHOOL BOARD: September 12, 2016



 DISTRICT SUPERINTENDENT

