



2024 Texas Academic Performance Report (TAPR)

March 11, 2025



VISION & MISSION

“All Donna ISD students are empowered with academic and life skills to boldly lead and achieve personal success in a global society.”

The mission of Donna ISD is to provide a rigorous and supportive learning environment with meaningful and relevant learning experiences that inspire creativity, character development, and critical thinking that ensures educational excellence for all students.





**DONNA ISD NUMBER ONE OUTCOME:
GRADUATE ALL STUDENTS PER THEIR EXPECTED GRADUATION
DATE, READY FOR COLLEGE, CAREER OR MILITARY**

OUR DONNA ISD BOARD OF TRUSTEES



FOCUS ON STUDENT SUCCESS

GOAL **1**

FOCUS ON FAMILY AND
COMMUNITY ENGAGEMENT

GOAL **2**

FOCUS ON OPERATIONAL EXCELLENCE

GOAL **3**

FOCUS ON EMPLOYEES AND ORGANIZATIONAL
EXCELLENCE

GOAL **4**

FOCUS ON FINANCIAL STEWARDSHIP

GOAL **5**

STRATEGIC PLAN



GRADUATE PROFILE

DISD GRADUATES ALL STUDENTS READY
FOR COLLEGE, CAREER, OR THE MILITARY

2023-2024 District Annual Report: 8 Sections

1. 2023-24 Texas Academic Performance Report (PDF TAPR)
 - a. For the District and each Campus in the District
2. PEIMS Financial Standard Report (2022-23 Financial Actual Report)
 - a. For the District and each Campus in the District
3. District Accreditation Status (2022-23 School Year)
4. Campus Performance Objectives
5. Report on Violent or Criminal Incidents on Campuses
6. Student Performance in Postsecondary Institutions
 - a. For each High School Campus in the District
7. Progress Toward Board-adopted HB 3 Goals
 - a. For the District and each Campus in the District
8. 2023-24 TAPR Glossary



Section 1: 2023 Texas Academic Performance Report (TAPR)

Compiled by TEA for every district and campus using data from:

- PEIMS
- Student Assessment Data

2023-24 TAPR is published as a PDF

- Includes a wide range of information on the performance of students in each district and campus in the state
- Performance is shown disaggregated by student groups, including ethnicity and socioeconomic status
- Provides extensive information on school and district staff, programs, and student demographics



Section 1: 2023 Texas Academic Performance Report (TAPR)

Cover Page

- Only includes district or campus name and number

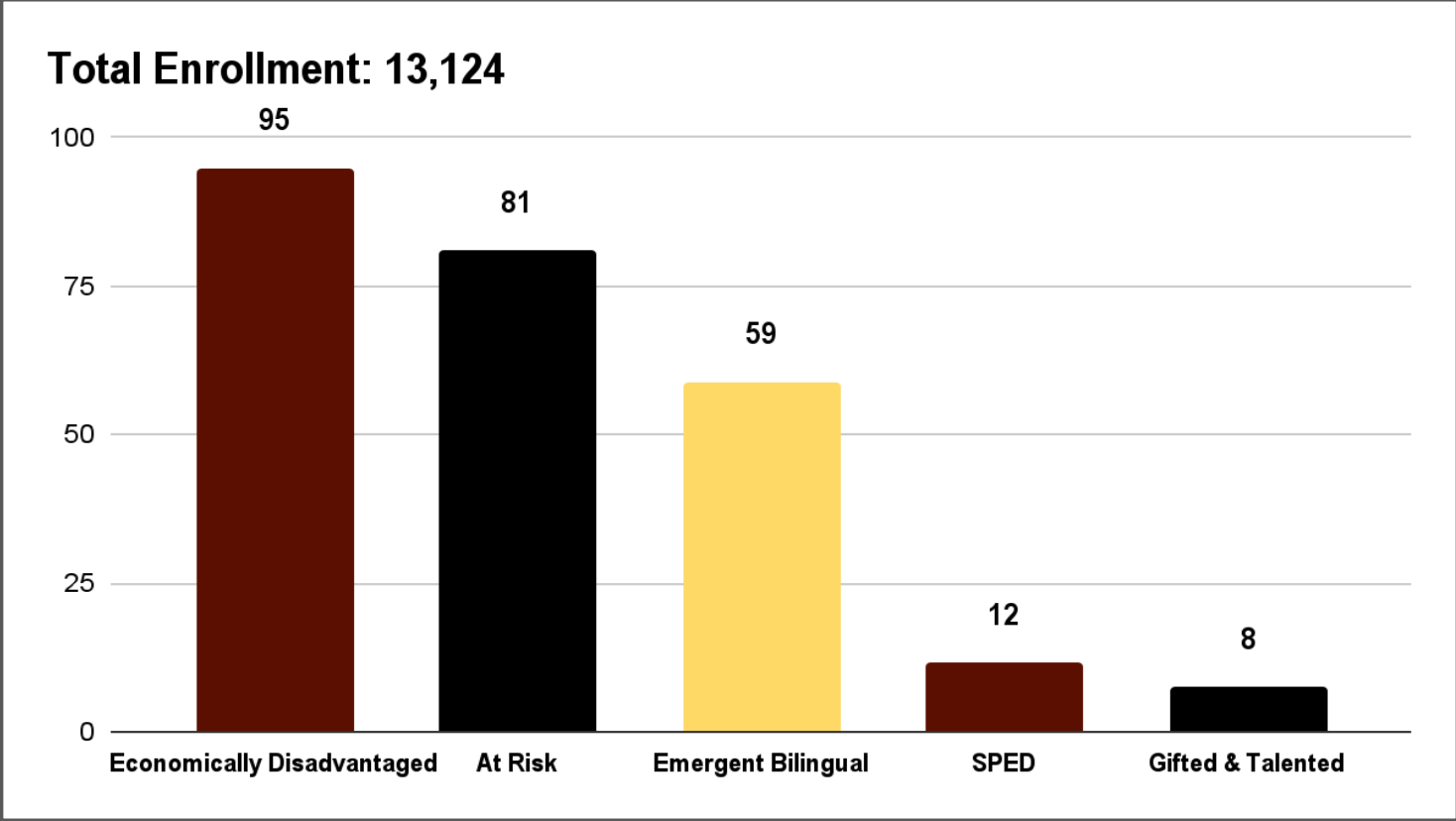
Typically, the Cover Page includes the following information:

- Accountability Rating
- Special Education Determination Status (District TAPR only)
- Distinction Designations

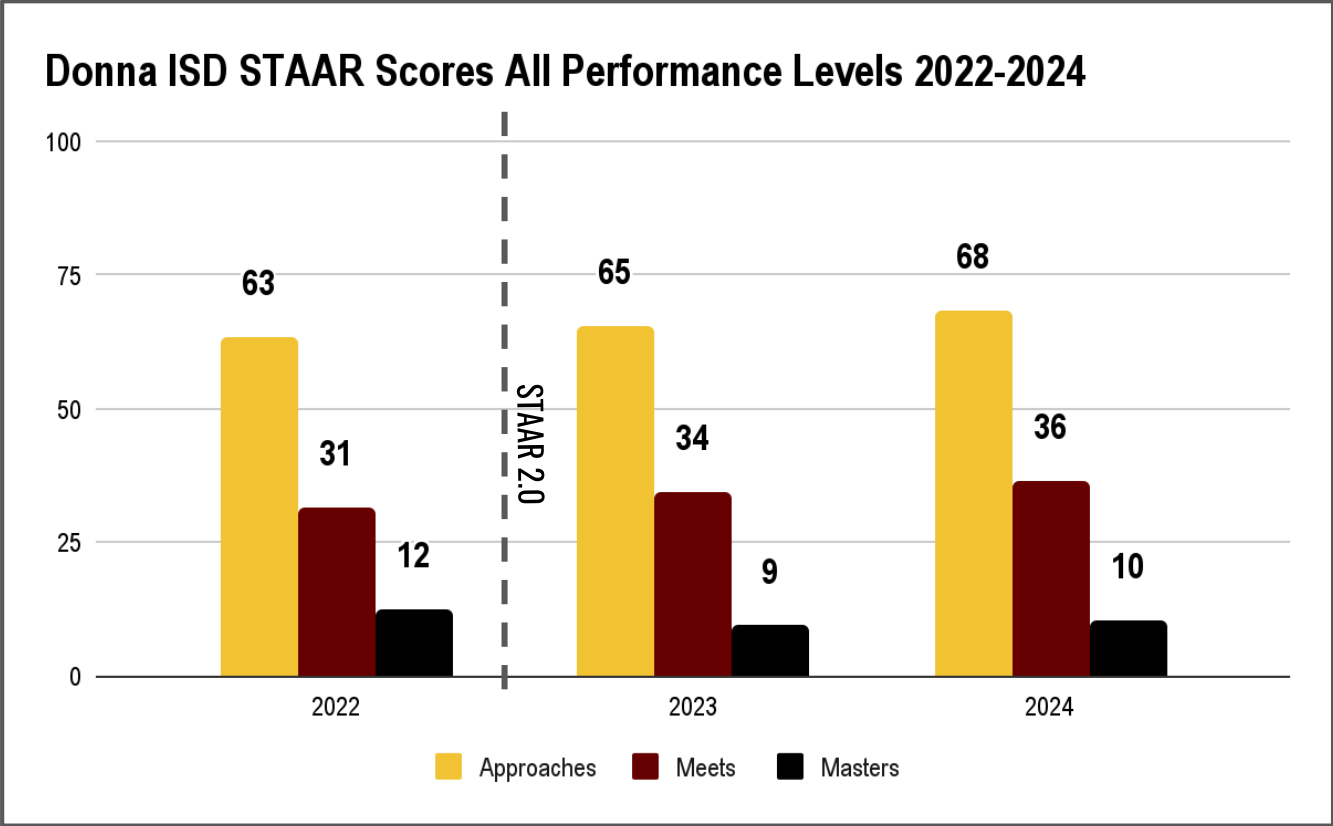
NOTE: As of December 2024, the TAPR does not include A–F ratings or Distinction Designations. The issuance of the A–F ratings under 2024 rule is pending and subject to change.



Donna ISD Demographics: Student Information



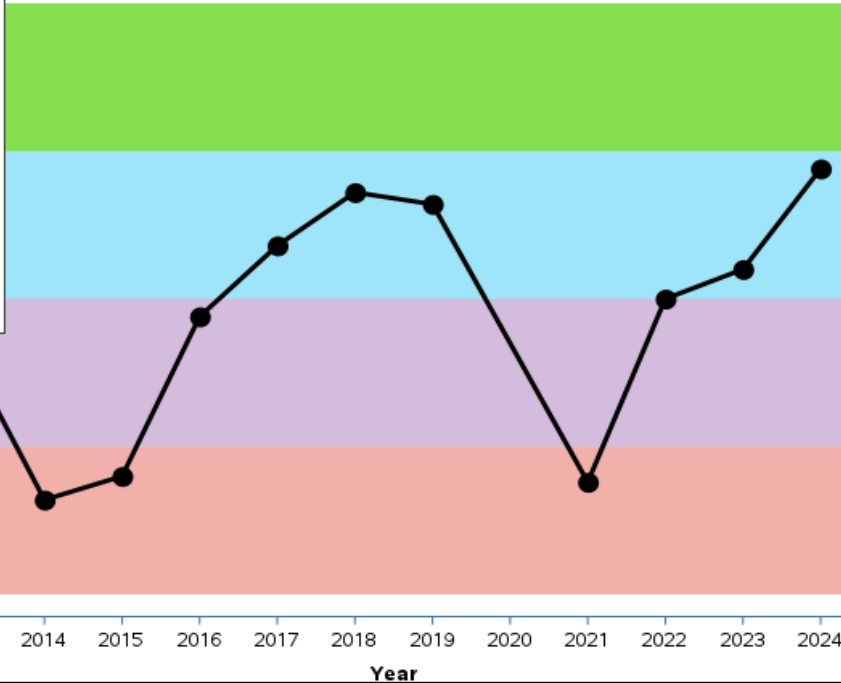
Section 1: 2023 Texas Academic Performance Report (TAPR)



Section 1: 2023 Texas Academic Performance Report (TAPR)

Year	% Economically Disadvantaged	STAAR Raw Score	CCMR Raw Score	Relative Performance Raw Score	Relative Performance Percentile
2013	97.2	28		28	41
2014	97.3	28		28	16
2015	81.6	29		29	20
2016	92.9	33		33	47
2017	93.7	35		35	59
2018	93.8	40	43	42	68
2019	94.1	40	63	52	66
2021	94.6	22	61	42	19
2022	94.6	35	67	51	50
2023	95.9	36	87	62	55
2024	94.9	38	76	57	72

Texas Education Agency
2023-24 Relative Performance History
DONNA ISD (108902) - HIDALGO COUNTY



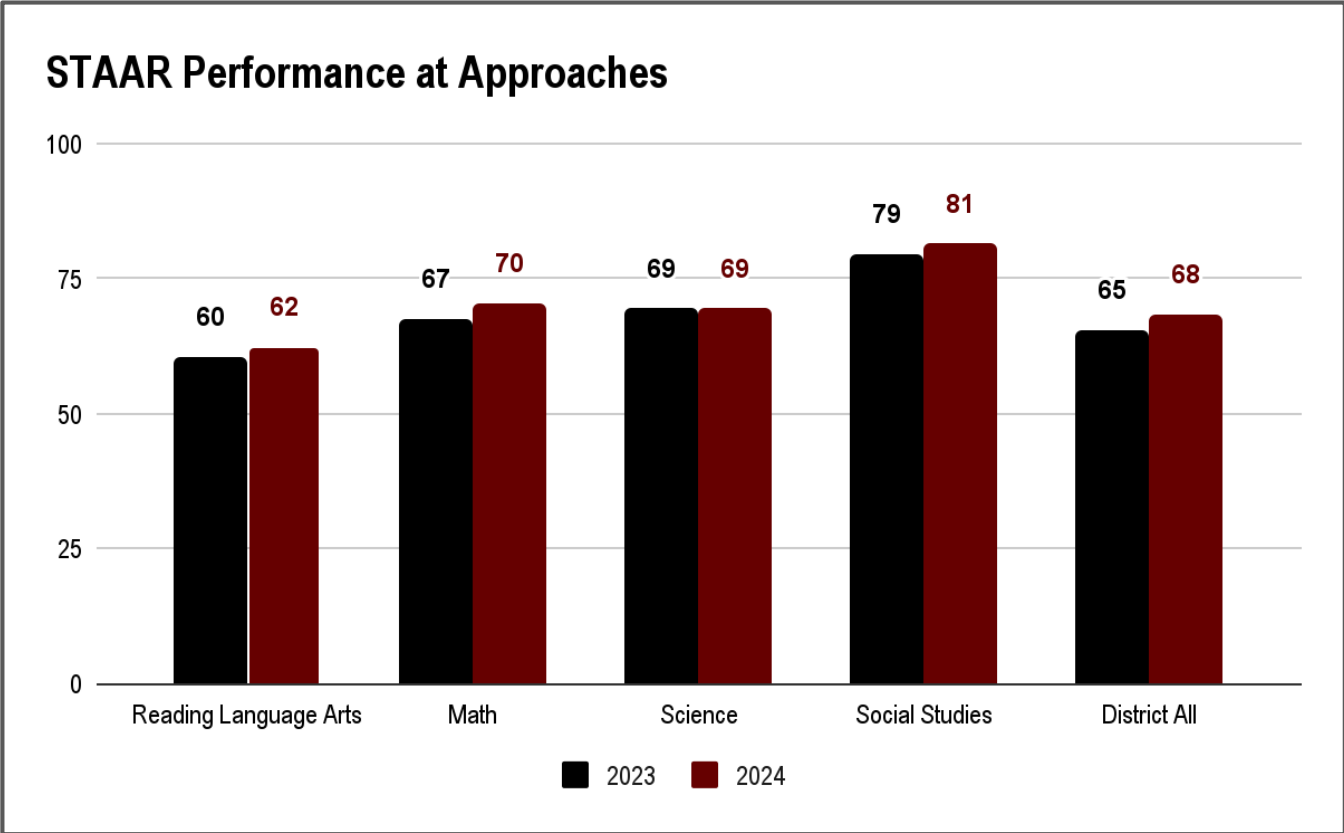
Donna ISD Relative Performance Percentile by Year:

2021: 19th percentile
 2022: 50th percentile
 2023: 55th percentile
 2024: 72nd percentile

TEA | Analytics, Assessment, and Reporting | Performance Reporting



Section 1: 2023 Texas Academic Performance Report (TAPR)



Section 1: 2023 Texas Academic Performance Report (TAPR)

School Progress

- Annual Growth

- Reported by Grade and Subject of assessment

 - RLA

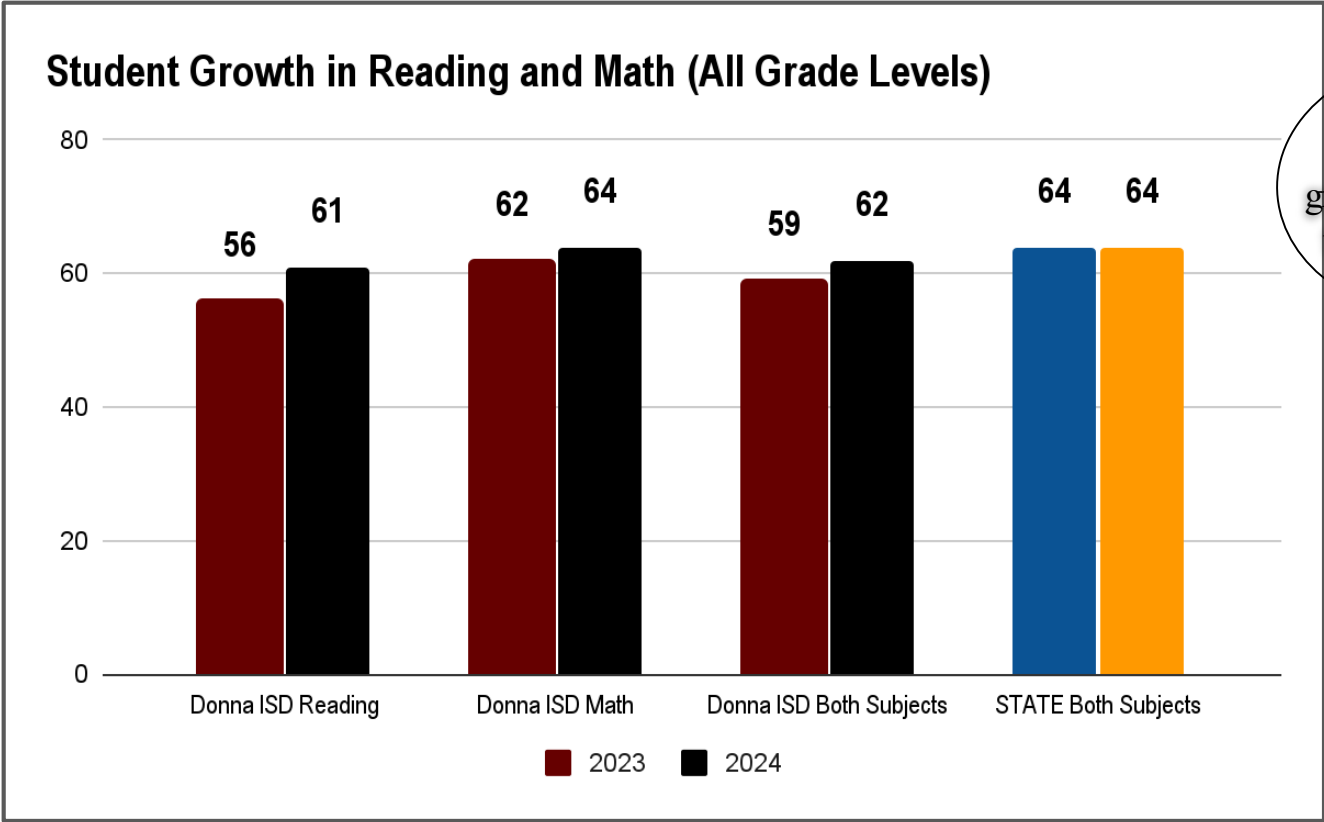
 - Math

Accelerated Learning (4545 Performance)

Academic Growth (Domain II-A in Accountability) which is a combination of Annual Growth and Accelerated Learning is NOT reported



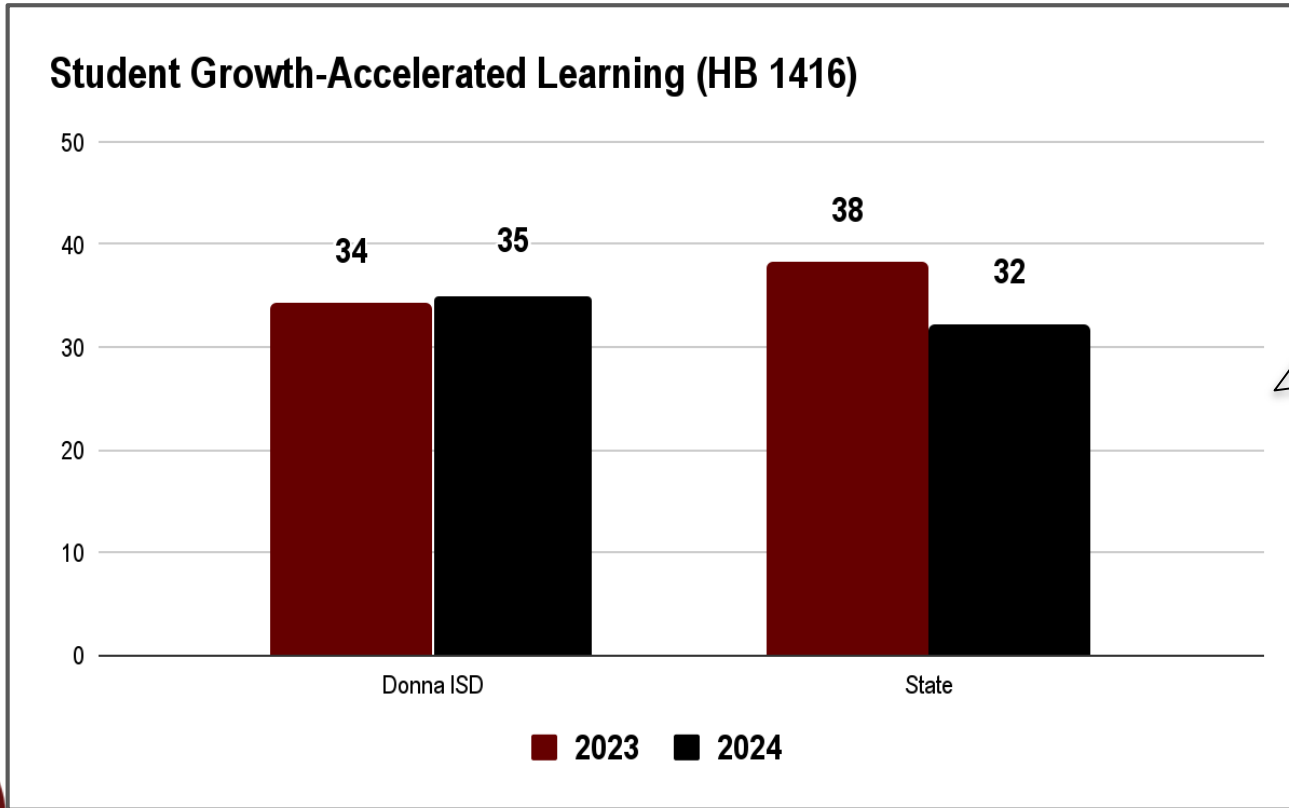
Section 1: 2023 Texas Academic Performance Report (TAPR)



Data Shoutout
Donna ISD Math growth was at 64%, the state was at a 60%!



Section 1: 2023 Texas Academic Performance Report (TAPR)



Data Shoutout

In 2024, Donna ISD outpaced the state in Accelerated Learning, with 35% vs. 32% statewide



Section 1: 2023 Texas Academic Performance Report (TAPR)

Bilingual Education (BE) / English as a Second Language (ESL)

- STAAR Performance – reported for 2024 and 2023

All Grades All Subjects, All Grades (RLA), All Grades (Math), All Grades (Science), All Grades (Social Studies)

STAAR Participation – reported for 2024 and 2023

Data reported

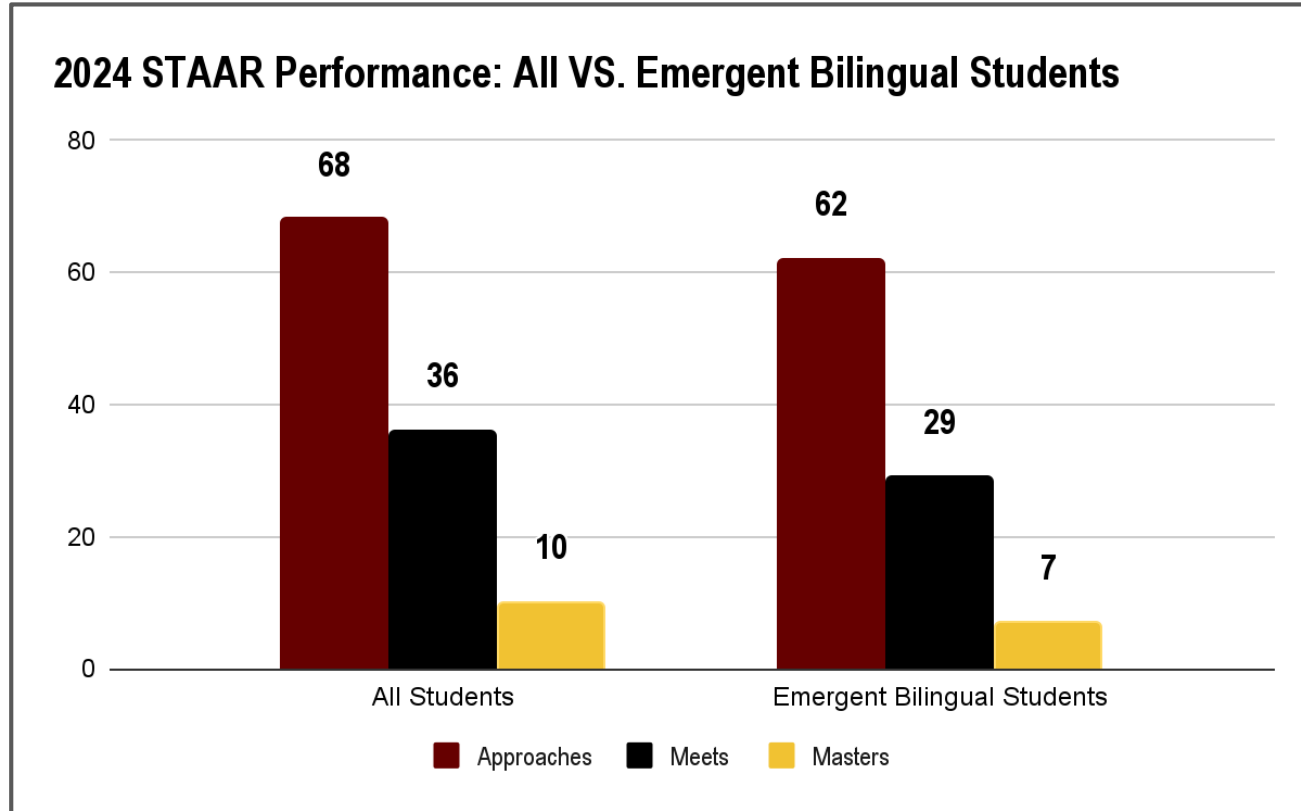
- Assessment Participant
- Included in Accountability
- Not Included in Accountability: Mobile
- Not Included in Accountability: Other
- Exclusions



99%



Section 1: 2023 Texas Academic Performance Report (TAPR)



Section 1: ~~2023~~ Texas Academic Performance Report (TAPR)

- ❑ **Attendance, Graduation, and Dropout Rates – reported for 2022-23 and 2021-22***
 - ❑ Attendance Rate
 - ❑ Annual Dropout Rate (Gr. 9-12)
 - ❑ 4-year Longitudinal Graduation Rate

- ❑ **College, Career and Military Readiness (CCMR)**
 - ❑ CCMR Graduates
 - ❑ College Ready Graduates (TSI Complete)
 - ❑ Career/Military Ready Graduates



Section 1: 2023 Texas Academic Performance Report (TAPR)

ATTENDANCE RATE

	2021 - 2022	2022 - 2023
Donna ISD	87.2%	89.4%



Data Shoutout

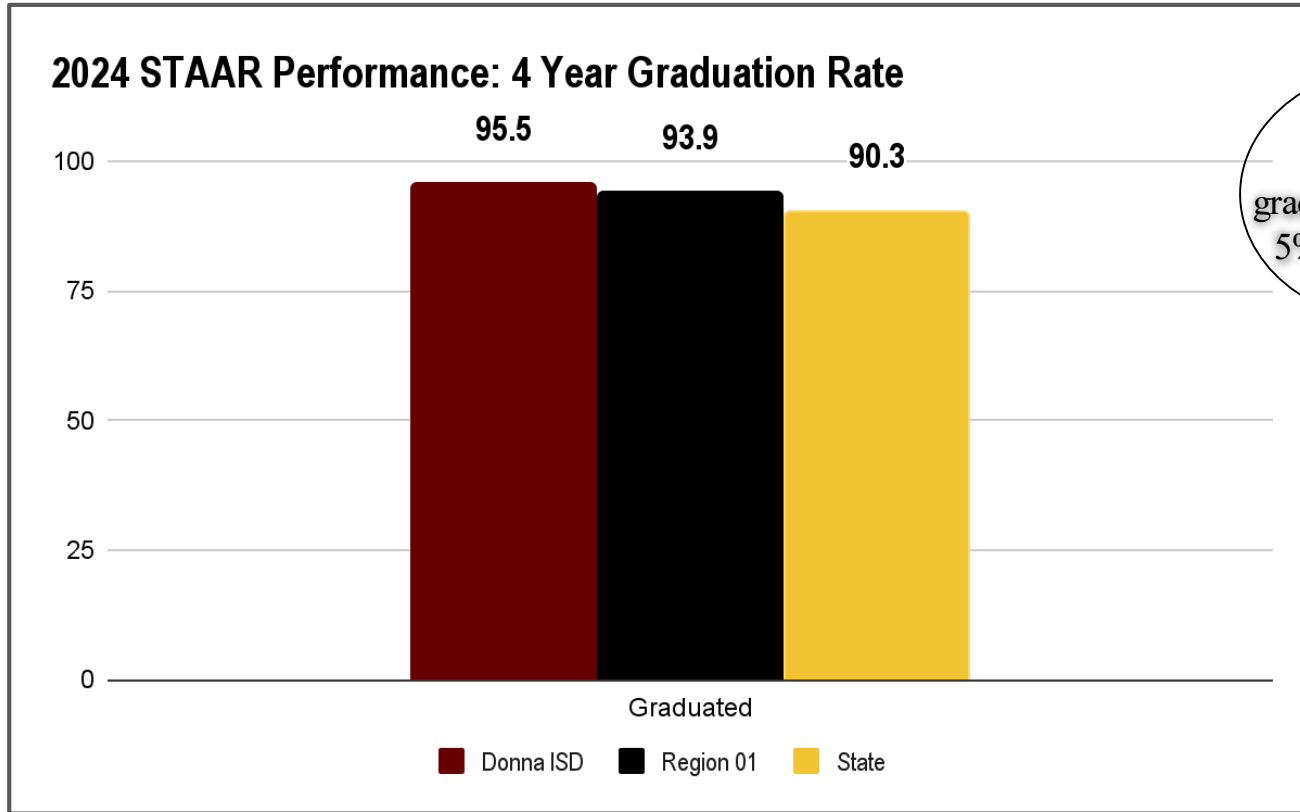
Donna ISD Dropout Rate
Decreased from 0.8% to
0.3% -that is a decrease of
more than half!

ANNUAL DROPOUT RATE

	2021 - 2022	2022 - 2023
Donna ISD	0.8%	0.3%



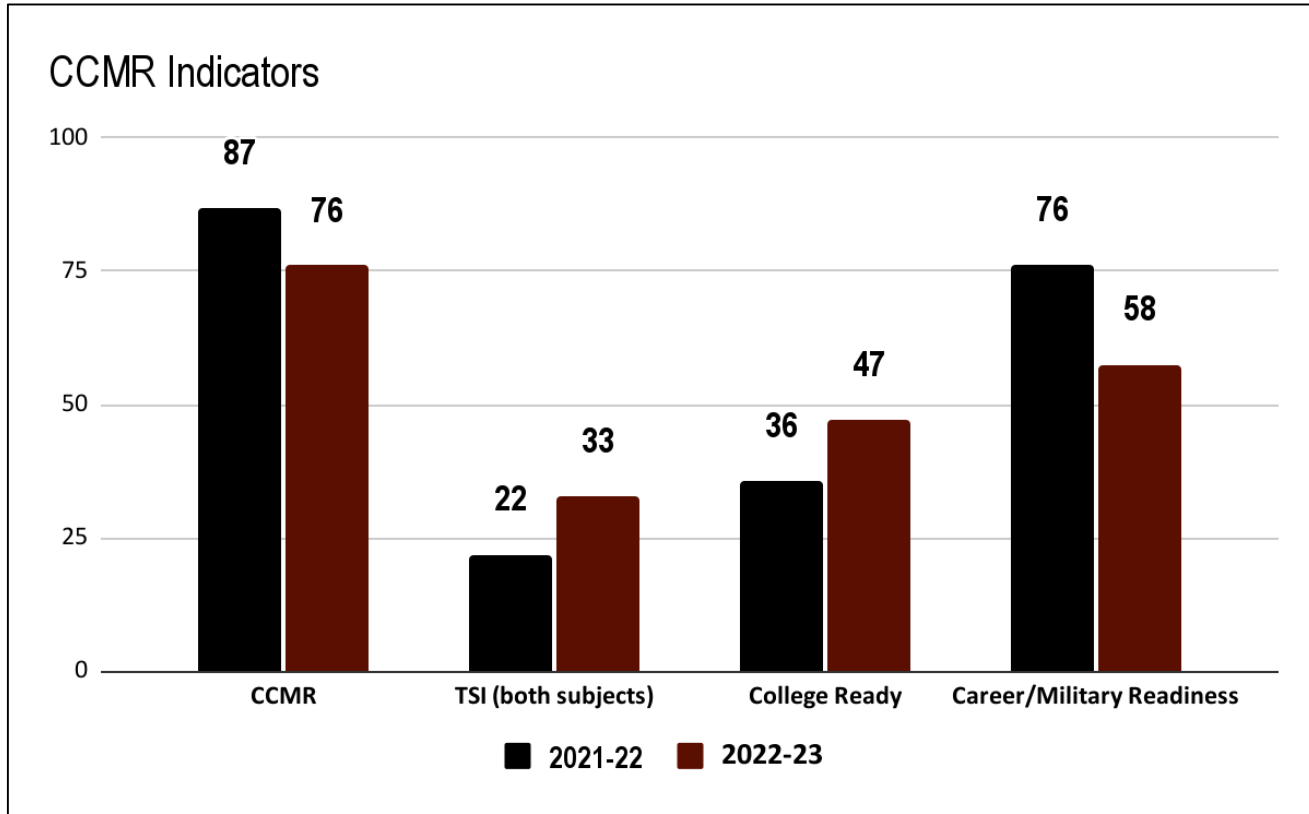
Section 1: 2023 Texas Academic Performance Report (TAPR)



Data Shoutout
Donna ISD's graduation rate is over 5% better than the state!



Section 1: 2023 Texas Academic Performance Report (TAPR)



Section 1: 2023 Texas Academic Performance Report (TAPR)

- ❑ **Student Information** ([PDF Report Page 28-30](#))
 - ❑ Student enrollment (including enrollment by grade level, by ethnicity, by certain student identification indicators, and students with disabilities by primary eligibility category) and other student information (including graduation information, retention rates, class size information, mobility, and student attrition)
- ❑ **Staff Information** ([PDF Report Page 31-32](#))
 - ❑ Staff information (including total staff, staff by classification, teachers by ethnicity and gender, teachers by highest degree held and years of experience, experience of campus leadership, staff salary, and teacher turnover rate information)
- ❑ **Program Information** ([PDF Report Page 33](#))
 - ❑ Teachers by Program (population served)



Section 2: PEIMS Financial Standard Reports

The second component of the Donna ISD Annual Report, the [2021-2022 Actual Financial Data](#), can be accessed on the Donna ISD Testing and Accountability website, as indicated below:

<https://www.donnaisd.net/about-us/departments/testing/home>



Section 2: 2022-23 PEIMS Financial Standard Reports ([2022-23 Financial Actual Reports](#))

2022-23 Actual Financial Data (District)	2022-23 Actual Financial Data (Campus)
Revenues	Expenditures by Object
Expenditures	Expenditures by Function
Disbursements	Program Expenditures by Program
Tax Rates	
Fund Balance	

2022-23 is the most recent year for which these data are available.



Section 3: District Accreditation Status (2022 School Year)

Generally, each year TEA assigns one of four accreditation statuses to each district in the state:

1. Accredited
2. Accredited-Warned
3. Accredited-Probation
4. Not Accredited-Revoked

District	2023-2024 FIRST Rating	2022 Accountability Rating	2022-2023 Accreditation Status
Donna ISD	A= Superior Achievement	B*	Accredited*

NOTE: As of December 2024, the TAPR does not include A–F ratings or Distinction Designations. The issuance of the A–F ratings under 2024 rule is pending and subject to change.



Section 4: Campus Performance Objectives

Campus Improvement Plans (CIPs)

- Each campus has developed and is implementing a CIP, as required by TEC §11.253
- Each CIP includes performance objectives (approved by the Board) that are based on data analysis and needs assessments – including data reported in annual TAPR reports
- Each campus periodically measures progress toward its performance objectives
- Updated CIPs for the 2023-24 school year (which show both the objectives of each campus and each campus's progress toward meeting its performance objectives) are posted on the [district's testing and accountability website](#) and are available for review at the district's central office or at the applicable campus



Section 5: Report on Violent or Criminal Incidents

- ❑ TEC Section 39.306 requires each district to publish, as part of its Annual Report, a report on violent or criminal incidents that occur at each campus

- ❑ The report must include
 - ❑ Number, rate and type of violent or criminal incidents that occurred on each campus (to the extent permitted under FERPA)
 - ❑ Descriptions of school violence prevention and violence intervention policies and procedures used to protect students
 - ❑ Findings from evaluations (if any) conducted under the Safe and Drug-Free Schools and Communities Act

- ❑ The district's report for the 2023-24 school year is available for review at the district's central office and at each campus in the district



Section 6: Student Performance in Postsecondary Institutions

- ❑ TEC Section 39.306 requires each district to publish, as part of its Annual Report, a report on student performance in postsecondary institutions during the first year enrolled after graduation from high school
- ❑ These data are compiled by the Texas Higher Education Coordinating Board (THECB)
- ❑ The most current report is for **2021-22** High School Graduates; released in January

CLASS OF 2022: ENROLLED IN COLLEGE

	ENROLLED
Economically Disadvantaged	33.6%
Non-Economically Disadvantaged	59.1%
All Students	36.1%



Section 7: Progress of the District and Each Campus Toward Meeting HB 3 Goals

- ❑ TEC Section 39.306 requires each district to include, as part of its Annual Report, the progress of the district and each campus in the district toward meeting the goals set in the district's:
 - ❑ early childhood literacy and mathematics proficiency plans adopted under TEC §11.185; and
 - ❑ CCMR plans adopted under TEC §11.186

- ❑ The progress made by the district and each campus is summarized in the HB 3 Progress Report provided to the Board [as part of this presentation or [reference the meeting at which the HB 3 Progress Report was provided](#)]
 - ❑ Annual Targets/Progress Report Presented on [August 20, 2024](#)



Section 8: TAPR Glossary

- ❑ Each year, TEA prepares and publishes a TAPR Glossary
- ❑ The TAPR Glossary provides definitions, describes methodologies, and lists sources for each data point in the TAPR
- ❑ A Spanish version of the TAPR Glossary is scheduled for release in early 2025

2023–24 Texas Academic Performance Report (TAPR) Glossary

Cover Page

Currently, the TAPR does not include scale scores, A–F ratings or Distinction Designations. The initial release does not include the District or Campus Accountability Reports. The issuance of the A–F ratings under 2024 rule is pending and subject to change.

2024 Armed Services Vocational Aptitude Battery (ASVAB) Test (Career Exploration) (*districts serving grades 10–12*): Senate Bill 1843 requires that each school year, each school district and open-enrollment charter school provide students in grades 10–12 the opportunity to take the ASVAB and consult with a military recruiter.

Performance

STAAR: A comprehensive testing program for public school students in grades 3–8 or high school courses with end-of-course (EOC) assessments. The STAAR program is designed to measure to what extent a student has learned, understood, and is able to apply the concepts and skills expected at each grade level or after completing each course for which an EOC assessment exists. Each STAAR assessment is linked directly to the Texas Essential Knowledge and Skills (TEKS). The TEKS are the state-mandated content standards that describe what a student should know and be able to do upon completion of a course. For more information on the TEKS, see the *Texas Essential Knowledge and Skills* website at <http://tea.texas.gov/curriculum/teks/>.

Other Important Information:

STAAR (with and without accommodations) and STAAR Alternate 2. The TAPR and the Texas Performance Reporting System (TPRS) include performance on STAAR and STAAR Alternate 2.

Spanish STAAR. All STAAR assessments in grades 3, 4, and 5 are available in both English and Spanish. The TAPR and the TPRS include performance on the Spanish STAAR.

Rounding of STAAR results. STAAR performance shown on the TAPR and TPRS is rounded to whole numbers. For example, 49.877% is rounded to 50%; 49.4999% is rounded to 49%; and 59.5% is rounded to 60%.

Masking. STAAR performance rates are masked when necessary to comply with FERPA. For more information, see the Explanation of Masking at <https://rptsvr1.tea.texas.gov/perfreport/tapr/2024/masking.html>.

STAAR Performance (2023–24)

The STAAR Performance section displays performance results by grade, subject and performance level for students in the accountability subset, which are students enrolled in the same district/campus on both the snapshot date (PEIMS October snapshot) and the testing date. The STAAR Performance–All Students section of the TPRS displays STAAR performance by grade, subject, and performance level and includes all students tested, regardless of whether they were in the accountability subset.



Resources and Availability of Annual Report

- The District's TAPR will be posted on the district's website within 2 weeks after this meeting
- Paper copies will also be available at the district's central office and on each campus in the district
- For questions or more information, contact:

Name	Stephanie Powelson-Garza
Position	Executive Director of Curriculum & Instruction
Phone	956-464-1600
Email	spowelson@donnaisd.net

