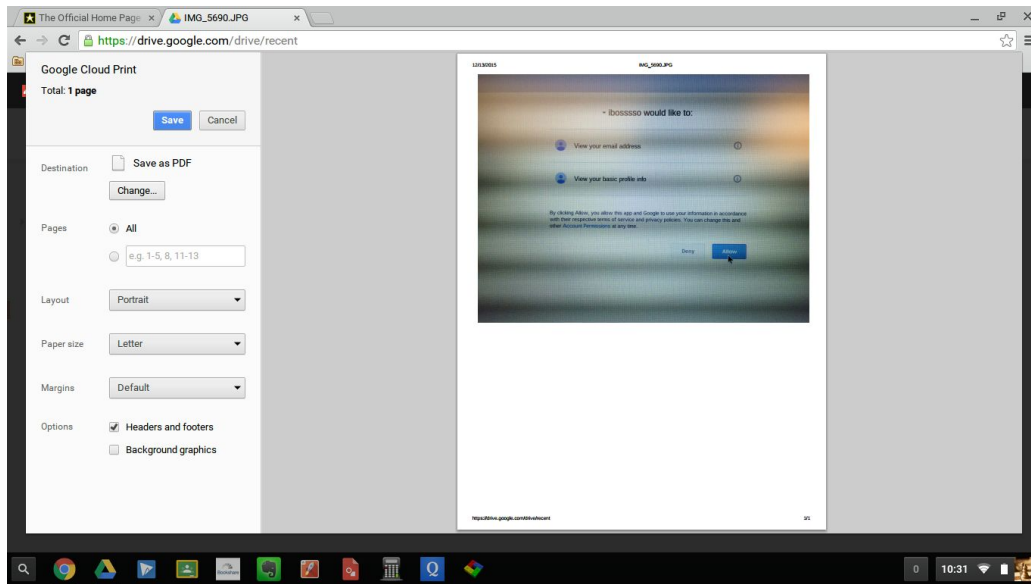


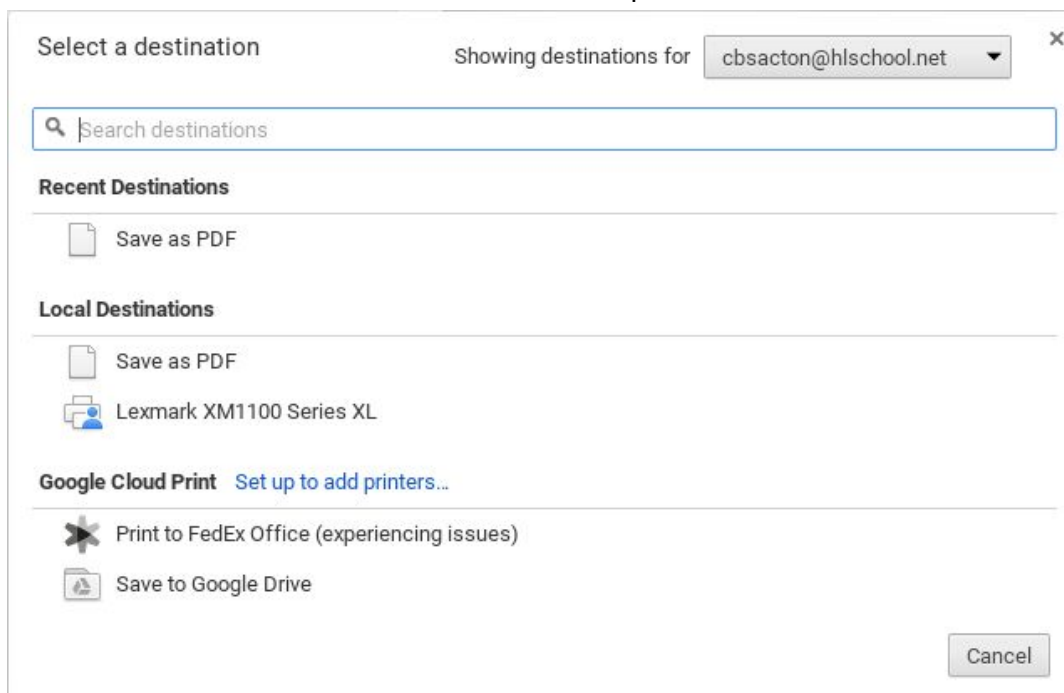
Printing with Google Chrome Book

1. Chromebooks are designed as a common platform so all you need to do is share a project with your teacher as opposed to wasting paper by printing. If you need to print you can go to the print menu and the Library Lexmark is loaded. If you need to print at home the only Chrome print app is for HP and is already installed in your list of apps.


Click on print and change



Then select the Lexmark to print at school



If you want to print to a home HP printer go to all apps and select the HP Print for Chromebooks.



You will need to know your printers IP address. Go to a computer and look up the printer properties and then web services tab. the IP address will be listed at the bottom. Add the Printer,



and it will then show up in you list of printers.

Select a destination

Showing destinations for

cbsacton@hlschool.net



Search destinations


Recent Destinations

-  Acton Home HP Print for Chrome 
-  Lexmark XM1100 Series XL

Local Destinations

-  Save as PDF
-  Acton Home HP Print for Chrome 
-  Lexmark XM1100 Series XL

Google Cloud Print [Set up to add printers...](#)

-  Print to FedEx Office (experiencing issues)

Cancel