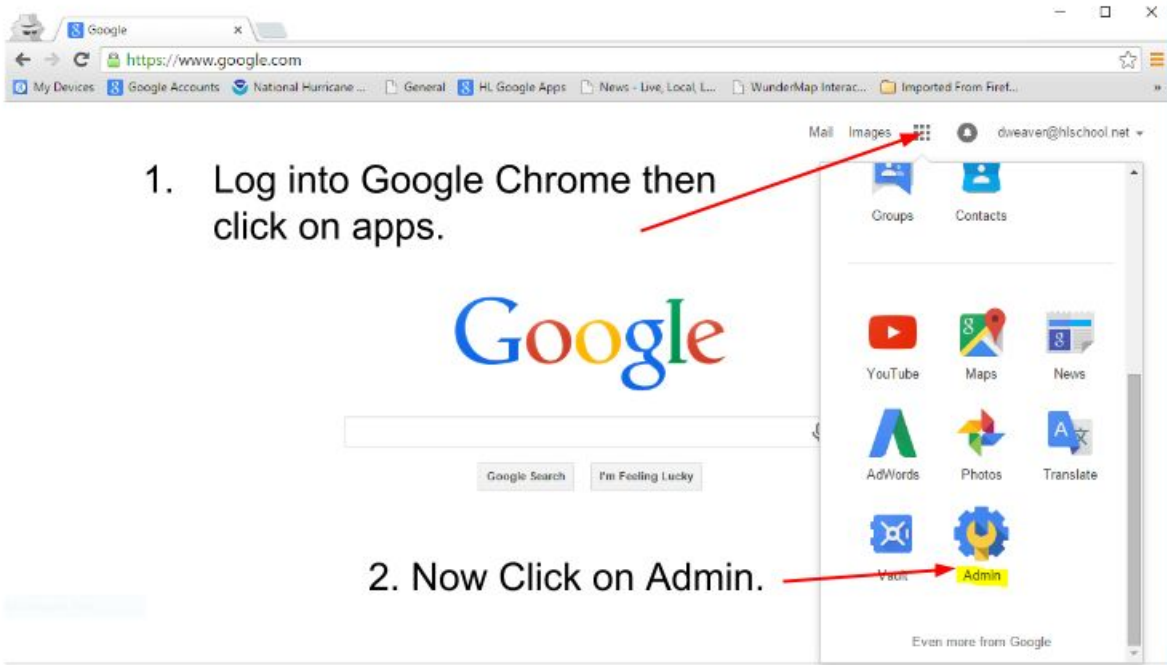


Teacher how to reset password

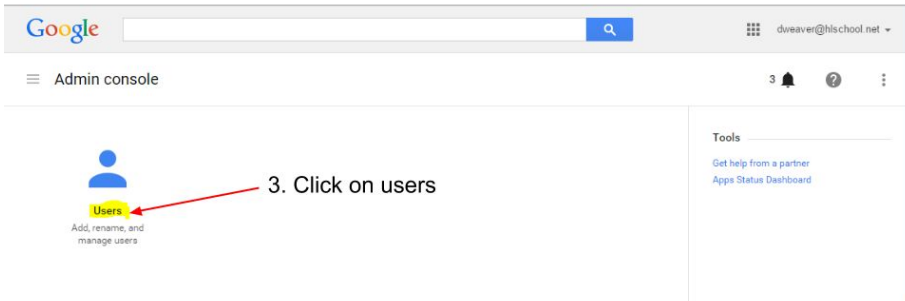


1. Log into Google Chrome then click on apps.

2. Now Click on Admin.

The screenshot shows a Google Chrome browser window with the Google homepage. The application menu is open, showing various Google services. The 'Admin' icon, which is a gear with a blue and yellow circle, is highlighted with a yellow box and a red arrow pointing to it from the text '2. Now Click on Admin.'.

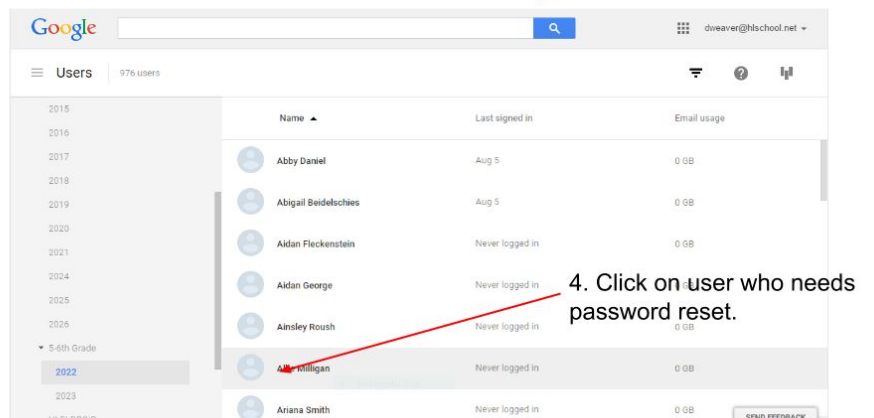
Teacher how to reset password



3. Click on users

The screenshot shows the Google Admin console interface. The 'Users' link, which includes a person icon and the text 'Add, rename, and manage users', is highlighted with a yellow box and a red arrow pointing to it from the text '3. Click on users'.

Teacher how to reset password

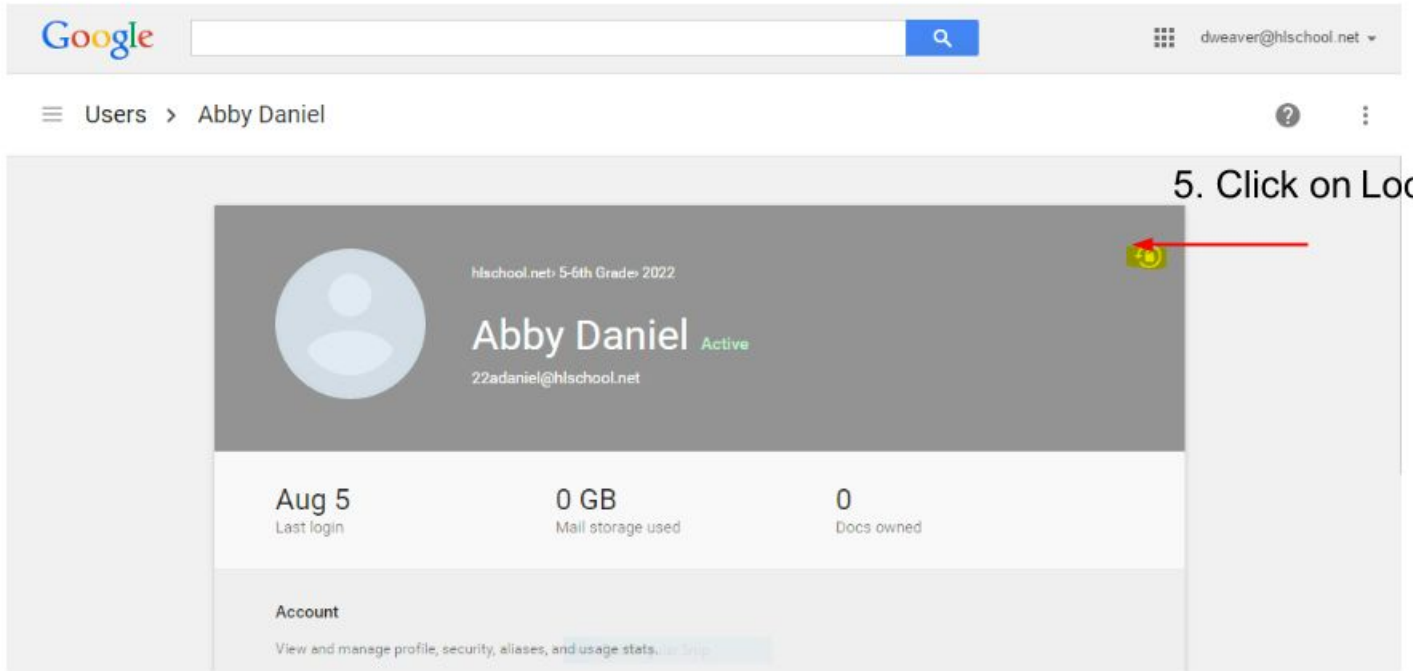


4. Click on user who needs password reset.

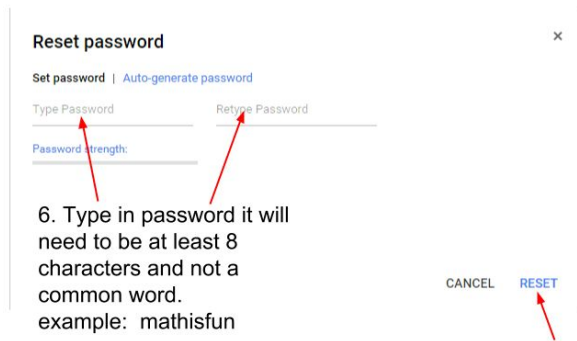
The screenshot shows the 'Users' page in the Google Admin console. A table lists users with columns for Name, Last signed in, and Email usage. The user 'Aidan Milligan' is highlighted with a yellow box and a red arrow pointing to it from the text '4. Click on user who needs password reset.'.

Name	Last signed in	Email usage
Abby Daniel	Aug 5	0 GB
Abigail Beidelschies	Aug 5	0 GB
Aidan Fleckenstein	Never logged in	0 GB
Aidan George	Never logged in	0 GB
Ainsley Roush	Never logged in	0 GB
Aidan Milligan	Never logged in	0 GB
Ariana Smith	Never logged in	0 GB

Teacher how to reset password



Teacher how to reset password



Teacher how to reset password

