



**THANK YOU FOR HELPING US
KEEP KLEIN SAFE**

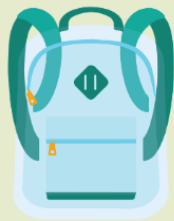
GRADUATION CLEAR BAG GUIDELINES NRG STADIUM

To provide a safer environment for guests and to expedite entry, all bags brought into NRG Stadium are subject to visual inspection. Guests are encouraged to enter the facility carrying the fewest possible items. If a guest elects to bring a bag, the following guidelines must be followed:

APPROVED



clear bags




*clear
backpacks*



*diaper bags
when accompanied
by infant**



6" x 9" x 5" bag




*clear gallon
size bag*

** diaper bags will require a more detailed search*

MEDICAL

Guests with medical items or equipment can enter any main facility entrance to have bags and equipment screened before admittance.

NOT APPROVED



*standard
backpacks*



cinch sacks



grocery bags



*non-clear bags
& purses*



duffle bag

2025

These tips are for graduating seniors.

Graduation day will probably be one of the most important days of your life, so it's important to ensure that the day is as stress-free as possible. By preparing for your big day, you can eliminate some of the stress associated with graduation ceremonies. Below are some tips to ease graduation day stress and guarantee a memorable experience.



Make sure you have a game plan

You'll want to have a game plan of the day's events beforehand, such as: Where will everyone meet? Whose car will they all be carpooling in? What area will you all meet after the ceremony? **Please note:** Graduates will meet guests at NRG's Amegy Bank Entrance following the ceremony. Only graduates and KISD graduation staff will be allowed on the field.



Get a good night's rest

Being well-rested means you won't sleep through your alarm and have to scramble to the ceremony, only to then suffer through the day in a groggy daze. To look well, you must FEEL well. That involves plenty of sleep and preparation.



Make sure your phone is charged

Make sure your phone is fully charged before you leave the house because your phone will allow you to contact family and loved ones should you become separated before or after the ceremony. And you can take ALL the pics and videos of ALL the great moments from this day!



Eat a snack ahead of time

Make sure that you don't head out to the ceremony without getting a few snacks ahead of time. Remember, the ceremony could take much longer than you anticipate, and you need energy so that you can walk across the stage and shine!

DRESS CODE

Dress appropriately

The best advice regarding graduation apparel is to stay in dress code, and remember that you will be wearing a graduation cap and gown.

Find a pair of comfortable yet school-appropriate shoes to wear, and you will be happy you did. Wear a pair of shoes that you will be able to stand/walk in for extended periods of time.

GOWNS: All hemmed graduation gowns cannot be shorter than mid-calf length.

STOLES: Only United States Military and School-issued stoles will be allowed. No other options are permitted for graduates and will be removed.



Arrive early

Nothing is more stressful than arriving to an important event late. Give yourself time to relax and get acquainted before the ceremony by arriving early, which will further help ease your nerves. Traffic and parking will cause delays, so be prepared!



Arrange a meeting spot with family and friends

Once the ceremony ends, everyone will be in a rush to leave, making it difficult to spot family and friends in the crowd. You may also want to meet up with classmates and teachers, so choose a landmark to meet everyone after the ceremony.



Before you walk out the door make sure you have...

- Cap & Gown
- Stoles & Cords (optional)
- Credit Card for Parking (\$25 + tax) & Water (\$5.79) (NRG does not accept cash as payment)
- Clear bag (see guidelines above)

JUST
relax

Although this might seem easier said than done, the best way to ensure your graduation day is as memorable as possible is to relax and enjoy it. Most importantly, don't forget to smile when you step on stage! Take a deep breath, smile, and be proud of your academic achievements thus far. Before you know it, the day will flash by. High school graduation day only happens once, so enjoy it! We are proud of you!!

GRADUATION DETAILS

In Person

- ★ NRG Stadium is located at 8825 Kirby Drive, Houston, TX 77054. Use the Amegy Bank Entrance.
- ★ Effective March 18, 2024, the parking rate at NRG Stadium will be \$25.00 plus tax per car per entry with no in-and-out parking privileges. **Only credit cards are accepted, NO CASH.**
- ★ No outside food or drinks are permitted. NRG Stadium will sell bottled water for \$5.79. **Only credit cards are accepted, NO CASH.**
- ★ Guests do not need a ticket to attend graduation. *Gates open 90 minutes prior to graduation.*
- ★ Want to ensure you receive graduation ceremony text updates? Click on your school and follow the instructions below.
 - [Klein High](#)
 - [Klein Forest](#)
 - [Klein Oak](#)
 - [Klein Collins](#)
 - [Klein Cain](#)

Online

- ★ Each graduation ceremony will be available to view through live streaming on the [Klein ISD Website](#) for family and friends who cannot attend in person. Make sure to save the date and like and share on Facebook!
 - 9:00 am - [Klein Hvigh](#)
 - 12:00 pm - [Klein Oak](#)
 - 3:00 pm - [Klein Collins](#)
 - 5:30 pm - [Klein Forest](#)
 - 8:00 pm - [Klein Cain](#)

GRADUATION DO'S AND DON'TS—STUDENTS

DRESS CODE

Stay in dress code and dress nicely



WEAR YOUR CAP & GOWN



Wear your cap & gown to the stadium



Do not decorate your graduation cap



*Military/School- issued sashes ONLY (No Flags)

*Hemmed graduation gowns MUST be below mid-calf

WHAT CAN I TAKE TO MY SEAT?



Cell Phones Only



No purses, bags, or backpacks



GRADUATION DO'S AND DON'TS—FAMILY & GUESTS



Flowers



Balloons or Confetti



Cell Phones & Cameras



No Air Horns or Fireworks



Water will be available for purchase from NRG



No Outside Food or Drinks



**Parking \$25 plus tax (credit card only—NO CASH)
Water \$5.79 (credit card only—NO CASH)**