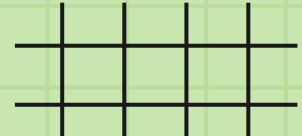




# Supporting Responsible Tech Use: In Class and At Home





# Introduction

Explore strategies to develop healthy habits around tech use in class and at home. Learn about the safety controls that our district tech team utilizes and how you can leverage these tools at home as well.





# Table of contents

**01**

## Why?

Why do we even use  
Technology in Schools?

**02**

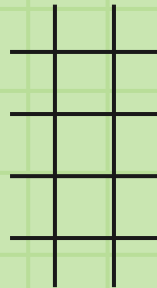
## What?

What is responsible tech  
use?

**03**

## How?

How can you support your  
student?



01

# Why?

Why do we even use technology in schools?



# Ways that technology supports learning



Learning  
happens 24/7



Increase Student  
Engagement



Improves  
Collaboration



Personalized  
Learning



01

# What?

What is responsible tech use?



# Active vs. Passive Usage



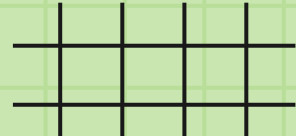
**Passive technology** is the use of non-interactive media. This includes non-interactive television shows, YouTube videos, and scrolling on social media. At home, this may look like watching television for an extended period or watching YouTube videos for entertainment. In school, this may look like an extended time playing non-educational iPad games.





# Why is active technology different?

- The technology should allow for personalization or to explore a question or problem.
- Students Are Using Tech to Create, Not Consume.
- Students should be engaged and actively participating in the learning.
- Reading a digital textbook that does not provide additional resources or allows teachers to augment\personal the lesson is not the goal.
- Playing a video to explain a concept alone is not the goal.






01

# How?

How can you support your student?





# Set an expectation

While iPads are a powerful learning tool, it is essential for families to set boundaries around the proper use of the iPad at home. As a parent or guardian, you have the final say as to how much your child uses the iPad at home.

- The school assigned iPad is intended for completion of school work and enrichment of learning. Homework and projects should be the focus of use at home. Any incidental personal use of iPads should follow your family rules (music, internet...)
- To supervise the iPad's use, have your child use the iPad in a central location like the kitchen or living room.
- To avoid unsupervised iPad use, charge the iPad in a central location of the home.
- If your child is not following your rules, you have the right to limit access to the device.



# What Controls Does the District Provide?



- **Limited controls\apps on the iPads** - The students do not have access to the app store and we have limited certain actions, such as, resetting the iPad, utilizing AirDrop, etc...
- **District Content Filtering** - The iPads are filtered based on web categories 24/7. This filtering occurs even when the students are at home.
- **Teacher monitoring applications** - The staff have access to tools like Apple Classroom and Jamf Teacher that allow them to monitor the students screens and lock the iPads into a certain application or service if desired.
- **Supervision!!!** - Technology is not an adequate replacement for supervision. It is up to us to teach students how to use technology properly and when it is okay to use tech to access entertainment.






**What If  
These  
Controls Are  
Not Enough?**



# Implement Additional Controls At Home

- **ScreenTime** - If you are concerned about your student using the device past their bedtime or would like to see how much and how frequently they use their device.
- **Personal Content Filters** - If you would like to filter other personal devices within your home. For example, a personal computer or phone.
- **Yellow\Red Policies** - The district can apply more restrictive policies individually to your student based on their needs. For example, blocking YouTube or removing access to the camera.
- **Talk With A Counselor** - Each student is unique, if there is something in particular that prevents your student from being at their best, talk to a counselor, teacher or reach out to our tech team.

<https://www.mercerislandschools.org/programs-and-services/student-learning-services/technology-services/manage-ipads-at-home>





“If we teach today as we taught yesterday,  
we rob our children of tomorrow.”

—John Dewey

