
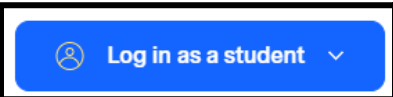
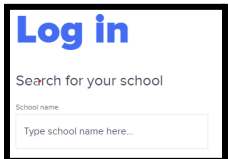
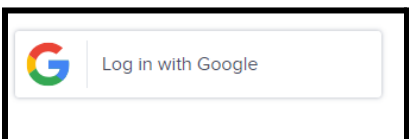


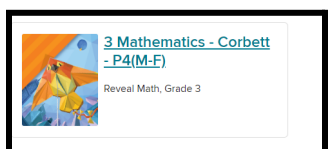

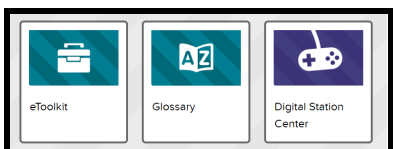


Steps to Reveal Math Digital Access

| | |
|---|---|
| <p style="text-align: center;">Clever.com</p> |  |
| <p style="text-align: center;">Choose Log in as a student</p> |  |
| <p style="text-align: center;">Enter Wallingford Elementary School, Swarthmore-Rutledge Elementary School, or Nether Providence Elementary School</p> |  |
| <p style="text-align: center;">Choose Log in with Google</p> |  |
| <p style="text-align: center;">Enter student's email (first initial, last name @wssdgmail.org) ex: hpotter@wssdgmail.org password (3-letter school name, lunch PIN, !) ex: wes1234! Need a lunch PIN? Reach out to your school's office.</p> |  |
| <p style="text-align: center;">Choose McGraw Hill</p> |  |
| <p style="text-align: center;">Choose Class ex: 3 Mathematics - Corbett - P4(M-F)</p> |  |
| <p style="text-align: center;">Scroll Down & Choose Student Edition Volume 1 or 2</p> <p>*Click the audio icon to have the text to be read aloud.</p> |  |
| <p style="text-align: center;">Choose eToolkit, Glossary, Digital Game Station, or Assignment</p> |  |