

Unit 9

Family Letter

Reveal
MATH[®]

Dear Family,

In this unit, Numbers 11 to 15, we will learn how to count, read, and write the numbers 11 to 15. We will also learn how to make and break apart these numbers.

STEM Career Kid for this Unit

Hi, I'm Hugo.

I want to be a meteorologist. Meteorologists use math when they determine how many days are above a certain temperature.



What math terms will your child use?

| Term | Student Understanding |
|-------------------------|--|
| decompose (break apart) | to take numbers apart, such as decomposing 15 into 10 and 5 |
| equation | a math sentence explaining that two or more expressions have the same value, such as $10 + 2 = 12$ |
| make (compose) | to put numbers together, such as composing 10 and 4 more to make 14 |



What can your child do at home?

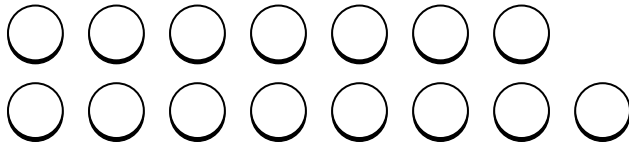
Encourage your child to practice writing numbers to 15. Your child can then draw pictures or collect objects to show that number.

What Will Students Learn in the Unit?

Representing Numbers 11 to 15

Your child will learn to represent the numbers 11, 12, 13, 14, and 15 by counting objects and writing the corresponding number.

Example:



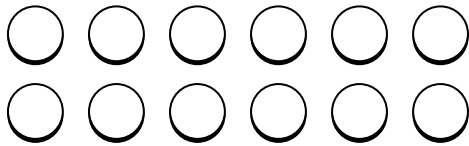
There are 15 circles.

Making Numbers 11 to 15

Your child will also learn to make groups of 11, 12, 13, 14, and 15 objects. Students will use ten-frames to show making the numbers.

Example:

Draw a way to make 12.

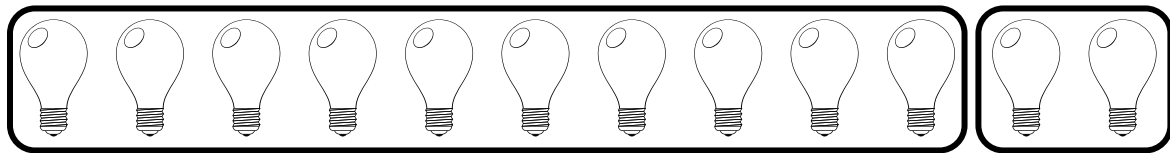


$$10 + 2 = 12$$

Breaking Apart Numbers 11 to 15

Your child will also learn to break apart groups of 11, 12, 13, 14, and 15 objects. Students will use groups of objects to show breaking apart the numbers.

Example:



$$12 = 10 + 2$$