

## Unit 8

# Family Letter

Reveal  
**MATH**<sup>®</sup>

Dear Family,

In this unit, Addition and Subtraction Strategies, we will be learning how to make and decompose numbers to 10.

### STEM Career Kid for this Unit

#### Hi, I'm Deven.

Hello! My name is Deven, and I want to be a sound engineer. Sound engineers use math when they determine the number of microphones they need.



### What math terms will your child use?

Term	Student Understanding
add	when students combine or join numbers
count back	a subtraction strategy that begins by starting with the larger number and then counting back to find the difference
count on	an addition strategy that begins by starting with the larger addend and then counting on to find the total. For example, when adding 3 and 2, start at 3 and count on
decompose	to take numbers apart; a form of subtracting
difference	the answer to a subtraction problem
equation	a number sentence using an equal sign, such as $5 + 2 = 7$
make (compose)	to put numbers together; a form of adding
number path	a counting model used to add or subtract
subtract	when students break apart or separate numbers
sum or total	the answer to an addition problem



### What can your child do at home?

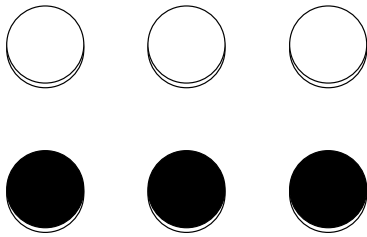
Encourage your child to make and take apart numbers. For example, when setting the table, have your child determine how to “make” the total number of plates on the table.

# What Will Students Learn in this Unit?

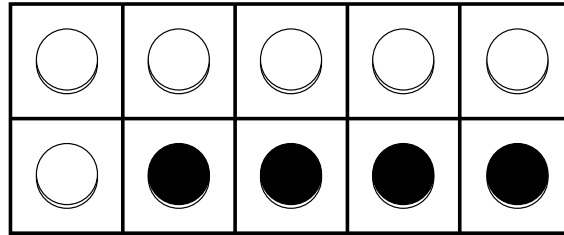
## Making Numbers to 10

Your child will learn to make numbers 4 through 10. Students will use pictures and coloring to make the numbers. Students will use ten-frames to learn how to make 10 in different ways.

*Examples:*



3 and 3 is 6.



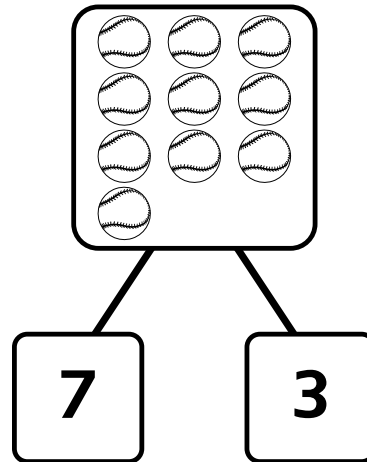
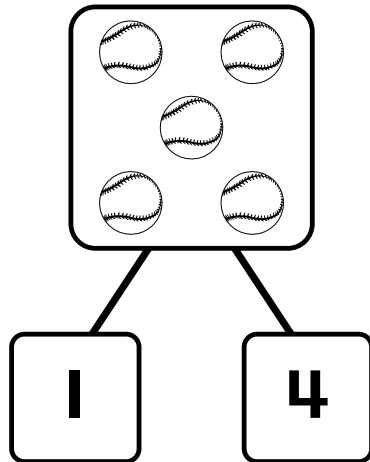
$6 + 4 = 10$

---

## Decomposing Numbers to 10

Your child will also learn to decompose numbers 4 through 10. Students will use number bonds to break apart numbers.

*Examples:*




---

## Solving Add To Problems with Result Unknown

Your child will also learn how to add one part to another part to find the total. Students will use pictures and drawings to add.

*Example:*

There are 4 fish in the water. 2 more fish swim over. How many fish are in the water now?



$4 + 2 = 6$