

## Unit 3

# Family Letter

Reveal  
**MATH**

Dear Family,

In this unit, Numbers to 10, we will be learning to count and write numbers 1 through 10. We will also be comparing two groups of objects.

### STEM Career Kid for this Unit

**Hi, I'm C.J.**

Hello! My name is C.J., and I want to be a statistician. Statisticians use math when they compare numbers.



### What math terms will your child use?

Term	Student Understanding
six	a group of six objects or the number 6
seven	a group of seven objects or the number 7
eight	a group of eight objects or the number 8
nine	a group of nine objects or the number 9
ten	a group of ten objects or the number 10
one more	to make a number or group of objects larger by one
equal	when two numbers or groups are the same
greater than	when one number is larger than another because it represents a group with more objects
less than	when one number is smaller than another because it represents a group with fewer objects



### What can your child do at home?


Encourage your child to count objects and write the number of objects in identified groups. For example, while shopping at the grocery store, have your child count the number of items you add to the cart and then use his or her finger to trace the number on your hand or use a pencil to write it on a sheet of paper.

# What Will Students Learn in this Unit?

## Counting Objects to 10

In this unit, your child learns how to count objects to 10. Students will count the number of objects in each group and then say how many objects are in the group.

*Example:*



There are 7 seashells.


---

## Showing 10

Your child will also learn to show numbers 6 to 10. Students will learn how to identify and show up to 10 objects.

*Example:*

How many teddy bears? Circle the number to show how many.



There are 10 teddy bears.


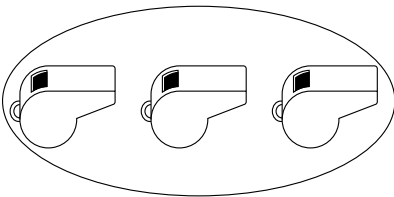
---

## Comparing Groups to 10

Your child will also learn how to compare two groups to determine if numbers are greater, less, or the same. Students find which group has more or fewer objects, and they show two groups that have the same number of objects.

*Example:*

Circle the group that has fewer.



The top group has fewer.