



METROPOLITAN BOARD OF PUBLIC EDUCATION  
2601 Bransford Avenue, Nashville, TN 37204  
Regular Meeting – April 25, 2017 – 5:00 p.m.  
**Anna Shepherd, Chair**

TIME

5:00

I. CONVENE and ACTION

- A. Establish Quorum
- B. Pledge of Allegiance

5:05

II. AND THE GOOD NEWS IS...

- A. Hillsboro High School Players
- B. Overton High School – Student Ambassadors

5:10

III. GOVERNANCE ISSUES

- A. Actions
  - 1. Consent
    - a. Approval of Minutes – 11/29/2016 - Meeting
    - b. Recommended Approval of Change Order #1 for Hume-Fogg High School Renovations – Messer Construction Company
    - c. Recommended Approval of Request #1 for Purchase of Furniture (Pre-K Programs at Various Schools) – GBI
    - d. Recommended Approval of Request #1 for Asbestos Abatement Services (Hume-Fogg High School Renovations) – Levy Industrial Contractors
    - e. Awarding of Purchases and Contracts
      - (1) Advanced Mechanical Contractors, Inc.
      - (2) Awardees from ITB #B17-13 Indefinite Delivery, Indefinite Quantity (IDIQ) – Mechanical
      - (3) Awardees from ITB #B17-22 Indefinite Delivery, Indefinite Quantity (IDIQ) - Electronics
      - (4) Benefit Express
      - (5) Business Systems & Consultants, Inc.
      - (6) Catapult Learning, LLC
      - (7) Dodge of Columbia
      - (8) Ford of Murfreesboro
      - (9) Putnam County Schools
      - (10) Scholastic, Inc.
      - (11) Total Mechanical Solutions, LLC
      - (12) TriStar Mechanical, LLC
    - f. Legal Settlement Claim C-35555 (\$9,900)
    - g. Legal Settlement Claim (\$45,000)
    - h. Legal Settlement Claim L-16090 (\$17,460.02)
  - 2. Strategic Framework Approval

5:15

IV. WRITTEN INFORMATION TO THE BOARD (not for discussion)

- A. Sales Tax Collections as of April 20, 2017
- B. Fiscal Year 2016-2017 Operating Budget Financial Reports

5:15

V. ADJOURNMENT



**METROPOLITAN BOARD OF PUBLIC EDUCATION**  
2601 Bransford Avenue, Nashville, TN 37204  
April 25, 2017 - 5:15 p.m.  
**Anna Shepherd, Chair**

TIME

- |      |      |  |
|------|------|--|
| 5:15 | I.   | <u>CONVENE</u><br>A. Establish Quorum                      |
| 5:15 | II.  | <u>DISCUSSION</u><br>A. Re-Envisioning our Schools Project |
| 6:20 | III. | <u>ADJOURNMENT</u>   |

Metropolitan Nashville Public Schools  
Board of Education  
Regular Meeting  
Minutes  
November 29, 2016

TOPIC	DISCUSSION/MOTION	FOLLOW-UP/OUTCOME
<ul style="list-style-type: none"> <li>Roll Call</li> </ul>	<p>Present: Dr. Jo Ann Brannon Amy Frogge Tyese Hunter Dr. Sharon Gentry Christiane Buggs Mary Pierce Will Pinkston Anna Shepherd, Chair Jill Speering, Vice-Chair Shawn Joseph, Director of Schools</p> <p>Ms. Shepherd called the meeting to order at 5:00 p.m.</p>	
<ul style="list-style-type: none"> <li>Pledge of Allegiance</li> </ul>	Led by Councilmember Karen Johnson.	
<ul style="list-style-type: none"> <li>Metro Education Committee</li> </ul>	Mr. Kindall addressed the Board concerning Dr. Joseph's transition into Metro Schools and expressed support for him.	
<b>AWARDS AND RECOGNITIONS</b>		
<ul style="list-style-type: none"> <li>Blue Ribbon School – Glendale Spanish Immersion Elementary</li> </ul>	The Board and Dr. Joseph recognized Glendale for being one of six schools in Tennessee to receive the Blue Ribbon School award.	
<b>AND THE GOODS NEWS IS...</b>		
<ul style="list-style-type: none"> <li>McGavock High School Students               <ul style="list-style-type: none"> <li>Damarius Drumwright - Academy of Hospitality and Finance</li> <li>Hannah Bracey - Academy of Digital Design and Communication</li> <li>Katie Qualls - Academy of Life Science and Law</li> <li>Jonathan Hernandez - Academy of Aviation and Transportation</li> <li>Laura Botros - Freshman Academy</li> </ul> </li> </ul>	Students from McGavock High School gave the Board a brief summary of each of their academes.	
<b>PUBLIC PARTICIPATION</b>		
<ul style="list-style-type: none"> <li>T.C. Weber - Culture</li> </ul>	Mr. Weber addressed his concerns at Tusculum Elementary. He asked the Board to ensure that there is equity across the district.	

Metropolitan Nashville Public Schools  
Board of Education  
Regular Meeting  
Minutes  
November 29, 2016

TOPIC	DISCUSSION/MOTION	FOLLOW-UP/OUTCOME
• Beth Malow -	Ms. Malow addressed the Board concerning adjusting high school start times. She asked the Board to consider adjusting high school start times to address teenage sleep deprivation concerns.	
• Wesley Roberts - Accountability	Mr. Roberts addressed the Board concerning accountability for teachers. He asked the Board to adopt a Guarantee of Academic Freedom for Teachers.	
• Don Deering- Veteran's Day	Mr. Deering addressed the Board concerning Veteran's Day. He asked the Board to honor Veteran's Day by closing school on that day.	
• Laura Hasler - Request for High Quality Schools	Ms. Hasler addressed the Board concerning a request for high quality schools. She asked the Board to ensure that all students have high quality schools.	
• Victoria Gordon – Request for High Quality Schools	Ms. Gordon addressed the Board concerning a request for high quality schools. She talked about her experiences within Metro Schools, and asked the Board to ensure that all students have a high quality education.	
• Clarissa Sebree - Request for High Quality Schools	Ms. Sebree addressed the Board concerning a request for high quality schools. She asked the Board to provide high quality schools within MNPS.	
• Vaness Obando – Lead Prep Southeast	Ms. Obando addressed the Board concerning her experiences with Lead Prep Southeast.	
<b>GOVERNANCE ISSUES</b>		
• Consent Agenda	<b>Ms. Speering read the following consent agenda items V-A-1-a- Approval of Minutes – 04/12/2016 and 06/14/16 – Regular Meeting; V-A-1-b- Recommended Award of Contract for Crieve Hall Elementary School Additions – Orion Building Corporation; V-A-1-c- Recommended Award of Contract for Construction Management Services – Pennington Elementary School Renovations – Kerry G. Campbell, Inc.; V-A-1-d- Recommended Award of Contract for Architectural Services for Various Projects – Gobble Hayes and Partners; V-A-1-e- Recommended Award of Contract for LEED Consulting Services – Smith Seckman Reid, Inc.; V-A-1-f- Recommended Award of Contract for Structural Engineering Services for Various Projects – Structural Design Group, Inc.; V-A-1-g- Recommended Award of Contract for East Nashville Magnet High School Stadium Improvements – Romach, Inc.; V-A-1- h- Recommended Approval of Change Order #2 for New Goodlettsville Middle School – Hardaway Construction Corporation, Inc.; V-A-1-i- Recommended Approval of Supplement #1 for Norman Binkley Elementary School Additions and Renovations – SDR Architecture, PLC;</b>	

Metropolitan Nashville Public Schools  
Board of Education  
Regular Meeting  
Minutes  
November 29, 2016

TOPIC	DISCUSSION/MOTION	FOLLOW-UP/OUTCOME
<ul style="list-style-type: none"> <li>Consent Agenda – continued</li> </ul>	<p><b>V-A-1-j- Recommended Approval of Supplement #2 for New Cane Ridge Area Elementary School – EOA Architects; V-A-1- k- Recommended Approval of Supplement #2 for Rosebank Elementary School Renovations – Centric Architecture, Inc.; V-A-1- l- Recommended Award of Contract for the Purchase of Grandstands – East Nashville Magnet High School Stadium Improvements – Toadvine Enterprises, Inc.; V-A-1-m- Recommended Approval of Request #3 for Large Scope Projects at Various Schools (Maplewood High School Renovations / St. Thomas Health Clinic) – Kerry G. Campbell, Inc.; V-A-1-n- Awarding of Purchases and Contracts (1) Business Systems &amp; Consultants, (2) CDW– Government, LLC, (3) Metropolitan Transit Authority (MTA), (4) NCS Pearson, (5) Northwest Evaluation Association, (6) Performance Matters, (7) The Library Corporation; V-A-1-o- CLASS Contract; V-A-1-p- Approval of Special Course: Heritage Arabic II; V-A-1-q- Compulsory Attendance Waivers.</b></p> <p>Ms. Speering made a motion to approve the consent agenda as read. Ms. Frogge seconded.</p>	VOTE: 9-0 - Unanimous
<ul style="list-style-type: none"> <li>Collaborative Conferencing</li> </ul>	<p>Ms. Frogge made a motion to approve the following eight (8) management personnel to serve on the Collaborative Conferencing Panel. Mr. Pinkston seconded.</p> <p><b>School Leadership:</b>  Aimee Wyatt - Executive Officer, High School  Pippa Meriwether - Executive Lead Principal, Elementary  Christie Lewis – Principal, Lockeland Elementary School  Dr. Erin Anderson – Principal, Wright Middle School  <b>Finance:</b>  Glenda Gregory – Director, Budgeting &amp; Financial Reporting  <b>Human Resources:</b>  Sharon Pertiller – Executive Director, Talent Strategy  Scott Lindsey - Senior Director, Employee Relations  Shannon Black – Director, Talent Management</p>	VOTE: 9-0 – Unanimous
<ul style="list-style-type: none"> <li>Proposed Revision to B/DR-5</li> </ul>	<p>Mr. Pinkston made a motion to approve the proposed revision to B/DR-5. Ms. Frogge seconded.</p>	VOTE: 9-0 – Unanimous


Metropolitan Nashville Public Schools  
Board of Education  
Regular Meeting  
Minutes  
November 29, 2016

TOPIC	DISCUSSION/MOTION	FOLLOW-UP/OUTCOME
<ul style="list-style-type: none"> <li>Proposed Elimination of B/DR-5-E</li> </ul>	<p><b>Mr. Pinkston made a motion to accept the proposed elimination of B/DR-5-E. Dr. Brannon seconded.</b></p>	<p><b>VOTE: 9-0 – Unanimous</b></p>
<ul style="list-style-type: none"> <li>Proposed Methodology for January 2017 Director Evaluation</li> </ul>	<p><b>Mr. Pinkston made a motion to adopt the proposed methodology for the January 2017 Director Evaluation. Ms. Frogge seconded.</b></p>	<p><b>VOTE: 9-0 – Unanimous</b></p>
<ul style="list-style-type: none"> <li>A Resolution in Opposition To The Use of TCAP Data for Teacher and Principal Evaluations and Student Grades for the School Year 2016-2017</li> </ul>	<p><b>Ms. Speering read the following resolution:</b>  <b>A Resolution in Opposition To The Use Of TCAP Data For Teacher and Principal Evaluations and Student Grades for the School Year 2016-2017</b>  <b>WHEREAS, the Metropolitan Nashville Public Schools Board of Education is responsible for providing a local system of public education; and WHEREAS, the State of Tennessee, through the work of the Tennessee General Assembly, the Tennessee Department of Education, the State Board of Education and local school boards, has established nationally recognized standards and measures for accountability in public education; and WHEREAS, the rollout of the TNReady assessment in School Year 2015-2016 was a failure resulting in lost instructional time for students and undue stress for stakeholders; and</b>  <b>WHEREAS, due to the TNReady failure a waiver was provided for School Year 2015-2016 WHEREAS, a new assessment vendor, Questar, was not selected until July 6, 2016, yet high school students are set to take EOC exams from November 28-December 16; and WHEREAS, there are documented errors on the part of Questar to administer similar assessments in New York and Mississippi; and WHEREAS, score reports will be unavailable until Fall 2017; and WHEREAS, Tennessee teachers will not be involved in writing test items for the assessment in School Year 2016-2017; and WHEREAS, there is a reliance on using test items from other states, which may not align with Tennessee standards; and</b>  <b>WHEREAS, more than seventy percent of Metro Nashville Public School teachers do not produce individual TVAAS data; and RS2016-4</b>  <b>WHEREAS, the American Educational Research Association released a statement cautioning against the use of value added models, like TVAAS, for evaluating educators and using such data for high-stakes educational decisions; NOW THEREFORE BE IT RESOLVED BY THE METRO NASHVILLE BOARD OF EDUCATION AS FOLLOWS:</b>  <b>The METRO NASHVILLE Board of Education opposes the use of TCAP data for any percentage of teacher and principal evaluations and student</b></p>	

Metropolitan Nashville Public Schools  
Board of Education  
Regular Meeting  
Minutes  
November 29, 2016

TOPIC	DISCUSSION/MOTION	FOLLOW-UP/OUTCOME
<ul style="list-style-type: none"> <li>A Resolution in Opposition To The Use of TCAP Data for Teacher and Principal Evaluations and Student Grades for the School Year 2016-2017 - continued</li> </ul>	<p><b>grades for School Year 2016-2017 and urges the General Assembly and the State Board of Education to provide a one-year waiver.</b></p> <p><b>Ms. Speering made a motion to approve the resolution as read. Ms. Buggs seconded.</b></p>	<p><b>VOTE: 9-0 – Unanimous</b></p>
<b>REPORTS</b>		
A. Director's Report	Dr. Joseph presented the First 100 Days report to the Board.	
1. 100 Day Plan Report		
B. Committee Reports		
1. Council of the Great City Schools	Delayed until the next meeting	
2. Teaching and Learning: Ron Clark Tour	Delayed until the next meeting	
C. Board Chairman's Report		
1. Board Chair's Comments	Ms. Shepherd gave a Board Chair's Report.	
2. Announcements		
<ul style="list-style-type: none"> <li>Notice of Resolution</li> </ul>	Dr. Brannon gave notice that she would be bringing a motion that supports Immigrant and Refugee Students at the next Board Meeting.	
<ul style="list-style-type: none"> <li>Public Works Donation</li> </ul>	Ms. Speering thanked Public Works and their partners for donating trees and shrubs to Madison Middle Prep, Gra-mar Middle Prep and Maplewood High School.	
<ul style="list-style-type: none"> <li>MNPS Donation</li> </ul>	Ms. Speering thanked the Tennessee Nursery and Landscape Association and the Middle Tennessee Nursery Association, both organizations located in McMinnville TN, for gifting \$25,000 worth of vegetation to MNPS.	
<ul style="list-style-type: none"> <li>TN Titans Teacher of the Year</li> </ul>	Ms. Speering announced that the TN Titans selected T.J. Williams, a Maplewood High School teacher, as Teacher of the Year.	
<ul style="list-style-type: none"> <li>Reading Recovery Grant</li> </ul>	Ms. Speering announced that Jeana Sutton and Laura Hutchinson, both MNPS teachers, received grants for \$1,000 from the Reading Recovery Council of North America to attend the National Reading Recovery Conference.	
<ul style="list-style-type: none"> <li>National Board Certification</li> </ul>	Ms. Speering announced that Laura Hutchinson, a teacher at Amqui, received her National Board Certification in Literacy,	
<ul style="list-style-type: none"> <li>District 6 School Tours</li> </ul>	Ms. Hunter announced that she toured several schools in her district.	
<ul style="list-style-type: none"> <li>Congressman John Lewis</li> </ul>	Ms. Buggs announced that she met Congressman John Lewis as he met with MLK students at the Nashville Public Library.	

Metropolitan Nashville Public Schools  
Board of Education  
Regular Meeting  
Minutes  
November 29, 2016

TOPIC	DISCUSSION/MOTION	FOLLOW-UP/OUTCOME
<ul style="list-style-type: none"> <li>Fall Hamilton Elementary</li> </ul>	Ms. Buggs announced that she attended the Lunch with Leaders event at Fall-Hamilton Elementary School.	
<ul style="list-style-type: none"> <li>Somali Community Runners</li> </ul>	Ms. Buggs announced that she met with the Somali Community Runners, a nonprofit that supports new Americans.	
<ul style="list-style-type: none"> <li>The Academy at Hickory Hollow</li> </ul>	Ms. Shepherd announced that Mr. Fellman, Principal of The Academy at Hickory Hollow, was named Administrator of the Year by the Simon Youth Foundation.	
<ul style="list-style-type: none"> <li>Principal for a Day</li> </ul>	Ms. Shepherd announced that she was Principal for a Day at Ruby Major Elementary.	
<b>WRITTEN INFORMATION TO THE BOARD</b>		
<ul style="list-style-type: none"> <li>Adjournment</li> </ul>	Ms. Buggs adjourned the meeting at 7:50 p.m.	
<ul style="list-style-type: none"> <li>Signatures</li> </ul>	<div style="text-align: center;">  </div> <div style="display: flex; justify-content: space-between; margin-top: 10px;"> <div style="text-align: center;">             Chris M. Henson Board Secretary           </div> <div style="text-align: center;">             Anna Shepherd Board Chair           </div> <div style="text-align: center;">             Date           </div> </div>	



b. RECOMMENDED APPROVAL OF CHANGE ORDER #1 FOR HUME-FOGG HIGH SCHOOL RENOVATIONS – MESSER CONSTRUCTION COMPANY

We are requesting approval to make the following changes to this contract:

1. Add Phase 3-7 Guaranteed Maximum Price (GMP) \$3,563,216

It is recommended that this change order be approved.

Legality approved by Metro Department of Law.

FUNDING: 45015.80404915

DATE: April 25, 2017

c. RECOMMENDED APPROVAL OF REQUEST #21 FOR PURCHASE OF FURNITURE (PRE-K PROGRAMS AT VARIOUS SCHOOLS) – GBI

We are requesting approval to issue a purchase order for furniture for Pre-K Programs in the amount of \$1,851,527.

It is recommended that this request be approved.

FUNDING: Federal Pre-K Grant

DATE: April 25, 2017

d. RECOMMENDED APPROVAL OF REQUEST #1 FOR ASBESTOS ABATEMENT SERVICES  
(HUME-FOGG HIGH SCHOOL RENOVATIONS) – LEVY INDUSTRIAL CONTRACTORS

We are requesting approval to issue a purchase order for asbestos abatement services for Hume-Fogg High School in the amount of \$200,000.

It is recommended that this request be approved.

Legality approved by Metro Department of Law.

FUNDING: 45015.80404915

DATE: April 25, 2017

e. AWARDING OF PURCHASES AND CONTRACTS

(1) VENDOR: Advanced Mechanical Contractors, Inc.

SERVICE/GOODS: Fourth Amendment to the contract, increasing compensation for additional services during the contract term. Contractor provides HVAC and Plumbing installation.

TERM: August 26, 2015 through August 25, 2020

FOR WHOM: Facility and Grounds Maintenance

COMPENSATION: This Amendment increases compensation under the contract by \$1,000,000.

Total compensation under this contract is not to exceed \$2,200,000.

OVERSIGHT: Facility and Grounds Maintenance

EVALUATION: 1. Two - hour response time to service requests.  
2. Equipment downtime of less than 48 hours.

MBPE CONTRACT NUMBER: 2-262220-00A4

SOURCE OF FUNDS: Operating Budget, Capital Funds – HVAC  
Upgrades/Replacements

e. AWARDING OF PURCHASES AND CONTRACTS

(2) **VENDOR:** Awardees from MNPS Invitation to Bid (ITB) #B17-13 *Indefinite Delivery, Indefinite Quantity (IDIQ) - Mechanical*

**SERVICE/GOODS:** Contractors provide installation and repair services for the industries indicated. Awardees are:

**HVAC:** Demand Mechanical  
Southern Heating & Cooling Inc.  
Tri-Star Mechanical

**Electric:** Anointed One Construction  
In2 Electric, LLC  
Richland, LLC

**Plumbing:** Mitchell Plumbing, Inc.  
Richland, LLC  
Southern Heating & Cooling Inc.

**Roofing:** Anointed One Construction  
Collier Roofing Co. Inc.  
Maxwell Roofing

**Lockers:** PHP Locker Company  
Richland, LLC

**Controls:** Demand Mechanical  
REA Controls  
Southern Heating & Cooling Inc.

**Fencing:** Maury Fence Co. of TN  
Richland, LLC

**Painting:** Lee Company

**Carpentry:** Carver Construction Company LLC  
Richland, LLC

**Bleachers:** Great Southern Recreation, LLC  
King Construction Group, Inc.

**Track:** Baseline Sports Construction, LLC

**Ramps:** Richland, LLC

**Playgrounds:** Great Southern Recreation, LLC  
Benchmark Companies

**Masonry:** Richland, LLC

**Demolition:** Richland, LLC

**Paving:** Carver Construction Company LLC

**TERM:** April 26, 2017 through April 25, 2020

**FOR WHOM:** Facility and Grounds Maintenance

**COMPENSATION:** Total compensation under these contracts is not to exceed \$10,000,000.

**OVERSIGHT:** Facility and Grounds Maintenance

**EVALUATION:** Quality and timeliness of services provided.

**MBPE CONTRACT NUMBER:** Pending

**SOURCE OF FUNDS:** Operating Budget, Capital Funds

## GOVERNANCE ISSUES

### A. ACTIONS

#### 1. CONSENT

#### e. AWARDING OF PURCHASES AND CONTRACTS

(3) VENDOR: Awardees from MNPS Invitation to Bid (ITB) #B17-22 *Indefinite Delivery, Indefinite Quantity (IDIQ) – Electronics*

SERVICE/GOODS: Contractors provide installation and repair services for the industry indicated. Awardees are:

**Fire Alarms:** Johnson Controls  
Protection One

**Elevators:** Otis Elevator Company  
Nashville Machine Elevator Company Inc.

**Audio-Visual:** LMG, LLC

**Fire Sprinklers:** Johnson Controls  
Allstar Fire Protection Inc.

TERM: April 26, 2017 through April 25, 2020

FOR WHOM: Facility and Grounds Maintenance

COMPENSATION: Total compensation under these contracts is not to exceed \$7,000,000.

OVERSIGHT: Facility and Grounds Maintenance

EVALUATION: Quality and timeliness of services provided.

MBPE CONTRACT NUMBER: Pending

SOURCE OF FUNDS: Operating Budget, Capital Funds

## GOVERNANCE ISSUES

### A. ACTIONS

#### 1. CONSENT

#### e. AWARDING OF PURCHASES AND CONTRACTS

(4) VENDOR: Benefit Express

SERVICE/GOODS: Employee benefits administration services, COBRA/LOA administration services, and operation of an on-line benefits enrollment system for MNPS employees. This contract is for the continuation of services by the incumbent Contractor until a new contract award from the current RFP (#17-3) is finalized.

TERM: July 1, 2017 through December 31, 2017

FOR WHOM: MNPS employees and retirees

COMPENSATION: Total compensation under this contract is not to exceed \$475,000.

OVERSIGHT: Human Resources – Employee Benefits

EVALUATION: Contractor evaluation will be based on meeting the “Performance Guarantees” outlined in the contract, as well as overall customer satisfaction.

MBPE CONTRACT NUMBER: 2-00373-01

SOURCE OF FUNDS: Insurance Trust Fund

#### e. AWARDING OF PURCHASES AND CONTRACTS

(5) VENDOR: Business Systems & Consultants, Inc.

SERVICE/GOODS: Fourth Amendment to the contract, increasing compensation for services to develop File Bound applications for MNPS Exceptional Education.

TERM: April 10, 2013 through April 9, 2018

FOR WHOM: Exceptional Education

COMPENSATION: This Amendment increases compensation under this contract  
By \$60,000.

Total compensation under this contract is not to exceed \$668,878.

OVERSIGHT: Exceptional Education

EVALUATION: Timely delivery and quality of services.

MBPE CONTRACT NUMBER: 2-657482-00A4

SOURCE OF FUNDS: Operating Budget

## GOVERNANCE ISSUES

### A. ACTIONS

#### 1. CONSENT

#### e. AWARDING OF PURCHASES AND CONTRACTS

(6) VENDOR: Catapult Learning, LLC

SERVICE/GOODS: Twelfth Amendment to the contract, increasing compensation to provide tutoring services in MNPS public schools during the 2016-2017 school year.

TERM: August 1, 2012 through July 31, 2017

FOR WHOM: Selected MNPS students

COMPENSATION: This Amendment increases compensation under this contract by \$25,000.

Total compensation under this contract is not to exceed \$5,341,957.

OVERSIGHT: Federal Programs

EVALUATION: Timely delivery and quality of tutoring services.

MBPE CONTRACT NUMBER: 2-450537-04A12

SOURCE OF FUNDS: Federal Funds – Title I

#### e. AWARDING OF PURCHASES AND CONTRACTS

(7) VENDOR: Dodge of Columbia

SERVICE/GOODS: Purchase of nineteen (19) specialty pickup trucks and passenger vans for multiple MNPS departments. This purchase piggybacks the State of Tennessee contract with Dodge of Columbia.

TERM: April 26, 2017 through June 30, 2017

FOR WHOM: Facility and Grounds Maintenance, Central Services, and Security

COMPENSATION: Total purchase is not to exceed \$710,974.62.

OVERSIGHT: Operations – Transportation

EVALUATION: Quality of products and timeliness of deliveries.

MBPE CONTRACT NUMBER: State of Tennessee contract #40051

SOURCE OF FUNDS: Capital Funds – Transportation

## GOVERNANCE ISSUES

### A. ACTIONS

#### 1. CONSENT

#### e. AWARDING OF PURCHASES AND CONTRACTS

(8) VENDOR: Ford of Murfreesboro

SERVICE/GOODS: Purchase of forty-seven (47) utility vans and passenger vehicles for multiple MNPS departments. This purchase piggybacks the State of Tennessee contract with Ford of Murfreesboro.

TERM: April 26, 2017 through June 30, 2017

FOR WHOM: Central Services, Facility and Grounds Maintenance, Facility Planning and Construction, and Technology and Information Services

COMPENSATION: Total purchase is not to exceed \$1,607,377.26.

OVERSIGHT: Operations – Transportation

EVALUATION: Quality of products and timeliness of deliveries.

MBPE CONTRACT NUMBER: State of Tennessee contract #50708

SOURCE OF FUNDS: Capital Funds – Transportation



## GOVERNANCE ISSUES

### A. ACTIONS

#### 1. CONSENT

#### e. AWARDING OF PURCHASES AND CONTRACTS

(9) VENDOR: Putnam County Schools

SERVICE/GOODS: Second Amendment to the contract, adding scope and increasing compensation for continued Grant activity during the summer of 2017 through the summer of 2018. Contractor's compensation is mandated under the TDOE Math & Science Partnership Grant to fund training of Putnam County teachers, as well as Grant evaluation services provided by Tennessee Tech University.

TERM: March 25, 2015 through June 30, 2018

FOR WHOM: Federal Programs

COMPENSATION: This Amendment increases compensation under this contract by \$477,400.

Total compensation under this contract is not to exceed \$1,140,720.

OVERSIGHT: Federal Programs

EVALUATION: Timely delivery and quality of services.

MBPE CONTRACT NUMBER: 2-179143-00A2

SOURCE OF FUNDS: Federal Funds – Math & Science Partnership Grant

## GOVERNANCE ISSUES

### A. ACTIONS

#### 1. CONSENT

#### e. AWARDING OF PURCHASES AND CONTRACTS

(10) VENDOR: Scholastic Inc.

SERVICE/GOODS: Requisition to purchase a variety of supplemental literacy textbooks for classrooms at Amqui Elementary School, Tom Joy Elementary School, Tusculum Elementary School, Warner Elementary School, and Cumberland Elementary School. This contract piggybacks the TIPS/TAPS contract with Scholastic Inc.

TERM: April 26, 2017 through June 30, 2017

FOR WHOM: MNPS students and teachers at Amqui Elementary School, Tom Joy Elementary School, Tusculum Elementary School, Warner Elementary School, and Cumberland Elementary School

COMPENSATION: Total purchase is not to exceed \$139,566.87.

OVERSIGHT: Teaching and Learning - Federal Programs

EVALUATION: Quality of products and timeliness of delivery.

MBPE CONTRACT NUMBER: TIPS/TAPS contract #2121914

SOURCE OF FUNDS: Federal Funds – Title I set-aside

## GOVERNANCE ISSUES

### A. ACTIONS

#### 1. CONSENT

#### e. AWARDING OF PURCHASES AND CONTRACTS

(11) VENDOR: Total Mechanical Solutions LLC

SERVICE/GOODS: Third Amendment to the contract, increasing compensation for additional services during the contract term. Contractor provides HVAC and Plumbing installation, repair, and service.

TERM: August 25, 2015 through August 25, 2020

FOR WHOM: Facility and Grounds Maintenance

COMPENSATION: This Amendment increases compensation under the contract by \$750,000.

Total compensation under this contract is not to exceed \$1,750,000.

OVERSIGHT: Facility and Grounds Maintenance

EVALUATION: 1. Timely and efficient installation and service.  
2. Two - hour response time to service requests.  
3. Equipment downtime of less than 48 hours.

MBPE CONTRACT NUMBER: 2-00652-00A3

SOURCE OF FUNDS: Operating Budget, Capital Funds – HVAC  
Upgrades/Replacements

## GOVERNANCE ISSUES

### A. ACTIONS

#### 1. CONSENT

#### e. AWARDING OF PURCHASES AND CONTRACTS

(12) VENDOR: TriStar Mechanical, LLC

SERVICE/GOODS: Contractor provides HVAC and Plumbing repair and service. This contract is a partial assignment of contract scope and compensation from the MNPS contract with Advanced Mechanical Contractors, Inc. awarded from MNPS Invitation to Bid (ITB) #B15-34. TriStar Mechanical as a spinoff from Advanced Mechanical Contractors whereby Advanced Mechanical Contractors retains the installation portion of their contract's original scope and TriStar Mechanical assumes the service and repair portion of the scope.

TERM: April 26, 2017 through August 25, 2020

FOR WHOM: Facility and Grounds Maintenance

COMPENSATION: Total compensation under this contract is not to exceed \$1,950,000.

OVERSIGHT: Facility and Grounds Maintenance

EVALUATION: 1. Two-hour response time to service requests.  
2. Equipment downtime of less than 48 hours.

MBPE CONTRACT NUMBER: 2-278937-00

SOURCE OF FUNDS: Operating Budget

**Metropolitan Nashville Public Schools**  
**Sales Tax Collections**  
**As of April 20, 2017**

**General Purpose Fund**

<b>MONTH</b>	<b>2016-2017 Projection</b>	<b>TOTAL 2016-2017 COLLECTIONS</b>	<b>\$ Change For Month - FY17 Projection</b>	<b>% Change For Month - FY17 Projection</b>	<b>% Increase / Decrease Year To-Date</b>
September	\$15,149,207.10	\$13,685,452.67	(\$1,463,754.43)	-10.70%	-10.70%
October	17,468,687.47	17,781,640.71	\$312,953.24	1.76%	-3.66%
November	18,452,034.19	18,366,166.97	(\$85,867.22)	-0.47%	-2.48%
December	18,283,897.07	18,297,006.50	\$13,109.43	0.07%	-1.80%
January	17,450,138.35	17,483,301.86	\$33,163.51	0.19%	-1.39%
February	23,166,339.24	23,380,390.98	\$214,051.74	0.92%	-0.90%
March	15,663,174.35	16,076,260.30	\$413,085.95	2.57%	-0.45%
April	16,521,184.08	14,860,422.15	(\$1,660,761.93)	-11.18%	-1.59%
May	18,871,626.04				
June	17,995,043.76				
July	18,269,673.45				
August	20,062,894.89				
<b>TOTAL</b>	<b>\$217,353,900.00</b>	<b>\$139,930,642.14</b>	<b>(\$2,224,019.72)</b>		<b>-1.59%</b>

**Debt Service Fund**

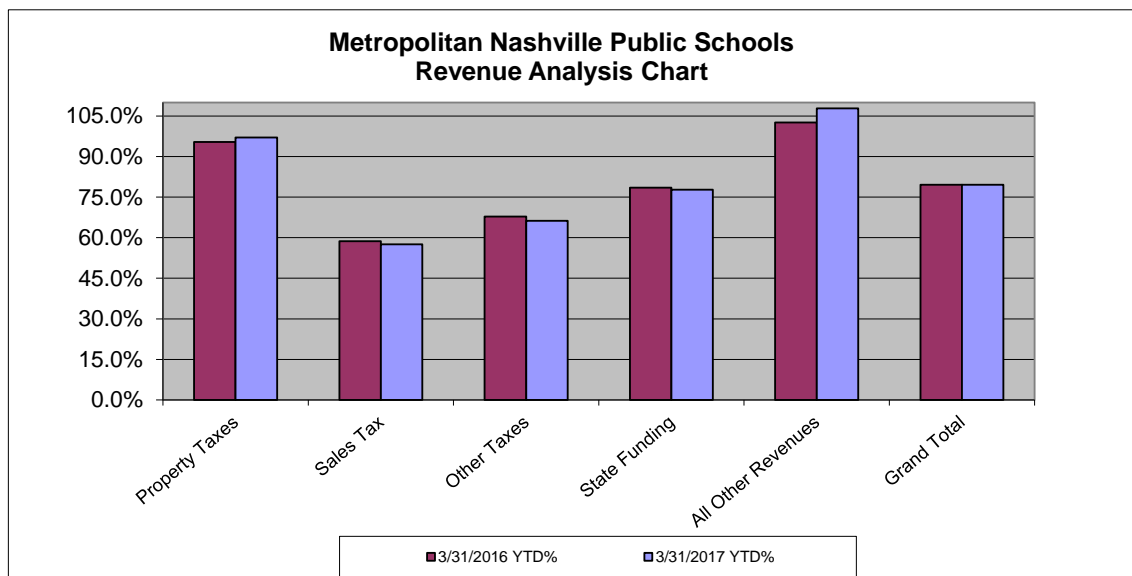
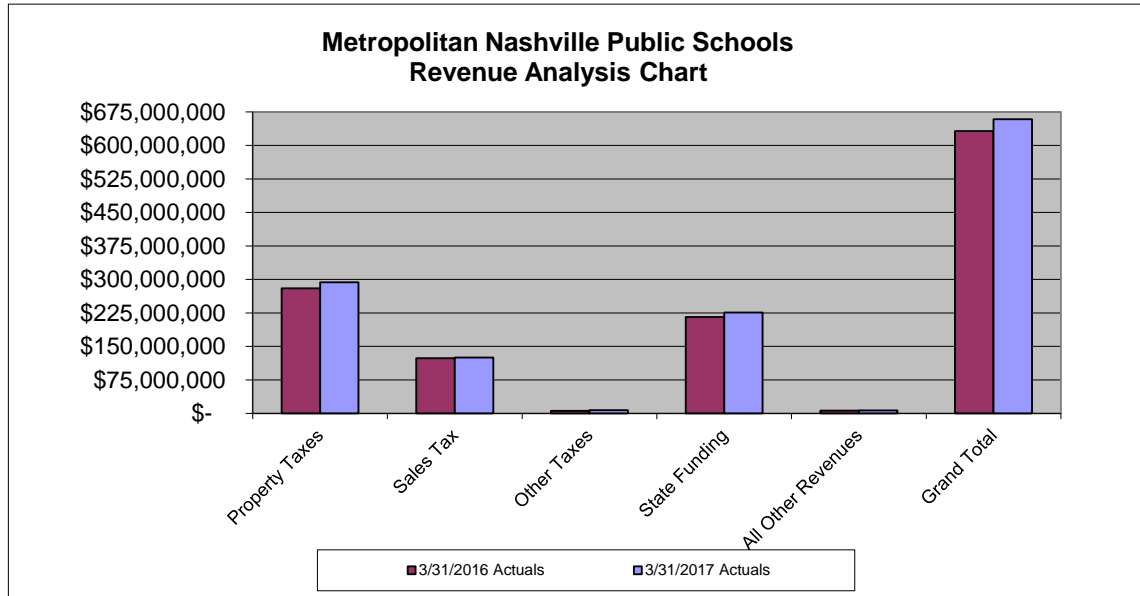
<b>MONTH</b>	<b>2016-2017 Projection</b>	<b>TOTAL 2016-2017 COLLECTIONS</b>	<b>\$ Change For Month - FY17 Projection</b>	<b>% Change For Month - FY17 Projection</b>	<b>% Increase / Decrease Year To-Date</b>
September	\$3,082,071.68	\$2,912,597.41	(\$169,474.27)	-5.82%	-5.82%
October	3,553,964.67	3,784,365.92	\$230,401.25	6.09%	0.91%
November	3,754,024.32	3,908,767.34	\$154,743.02	3.96%	2.03%
December	3,719,817.21	3,894,048.31	\$174,231.10	4.47%	2.69%
January	3,550,190.91	3,720,872.15	\$170,681.24	4.59%	3.08%
February	4,713,138.96	4,975,916.24	\$262,777.28	5.28%	3.55%
March	3,186,637.14	3,421,419.46	\$234,782.32	6.86%	3.98%
April	3,361,197.27	3,162,659.51	(\$198,537.76)	-6.28%	2.89%
May	4,858,411.39				
June	4,680,072.74				
July	3,716,923.44				
August	4,081,750.26				
<b>TOTAL</b>	<b>\$46,258,200.00</b>	<b>\$29,780,646.34</b>	<b>\$859,604.18</b>		<b>2.89%</b>

**Metropolitan Nashville Public Schools  
General Purpose Fund # 35131  
Monthly Budget Accountability Report  
March 31, 2017**

	<b>FY16 Annual Budget</b>	<b>FY16 YTD Actuals Through Mar</b>	<b>FY16 YTD % Through Mar</b>	<b>FY17 Annual Budget</b>	<b>FY17 YTD Actuals Through Mar</b>	<b>FY17 YTD % Through Mar</b>	<b>FY17 YTD Budget Available Mar</b>
<b>REVENUES:</b>							
Charges, Commissions, & Fees	\$ 1,230,000	\$ 2,396,665	194.85%	\$ 1,230,000	\$ 3,003,498	244.19%	\$ (1,773,498)
Other Governments & Agencies	274,940,000	215,871,513	78.52%	290,479,100	226,001,638	77.80%	64,477,462
Taxes, Licenses, & Permits	512,950,800	409,713,492	79.87%	530,711,400	425,904,704	80.25%	104,806,696
Fines, Forfeits, & Penalties	1,200	450	37.50%	1,200	500	41.67%	700
Transfers From Other Funds and Units	2,500,000	1,726,948	69.08%	2,500,000	1,384,200	55.37%	1,115,800
All Other Revenues	2,378,000	2,147,537	90.31%	2,378,000	2,197,873	92.43%	180,127
<b>TOTAL REVENUES</b>	<b>\$ 794,000,000</b>	<b>\$ 631,856,605</b>	<b>79.58%</b>	<b>\$ 827,299,700</b>	<b>\$ 658,492,413</b>	<b>79.60%</b>	<b>\$ 168,807,287</b>
<b>EXPENSES:</b>							
Salaries:							
Regular Pay	\$ 425,619,251	\$ 329,536,437	77.43%	\$ 436,329,400	\$ 339,596,896	77.83%	\$ 96,732,504
Overtime	975,700	1,382,069	141.65%	980,300	1,163,208	118.66%	(182,908)
All Other Salary Codes	6,670,949	7,106,138	106.52%	8,009,600	6,478,425	80.88%	1,531,175
<b>Total Salaries</b>	<b>433,265,900</b>	<b>338,024,644</b>	<b>78.02%</b>	<b>445,319,300</b>	<b>347,238,529</b>	<b>77.98%</b>	<b>98,080,771</b>
 Fringes	 147,401,600	 114,030,728	 77.36%	 148,170,500	 115,505,308	 77.95%	 32,665,192
Other Expenses:							
Utilities	26,448,479	17,343,472	65.57%	26,628,100	18,138,259	68.12%	8,489,841
Professional and Purchased Services	43,853,014	31,137,700	71.00%	45,532,790	32,764,341	71.96%	12,768,449
Travel, Tuition, and Dues	2,531,308	1,220,072	48.20%	2,961,822	1,467,638	49.55%	1,494,184
Communications	3,318,370	2,084,767	62.83%	3,525,375	1,947,652	55.25%	1,577,723
Repairs and Maintenance Services	4,810,900	3,986,747	82.87%	5,629,111	3,560,113	63.24%	2,068,998
Internal Service Fees	1,856,600	1,431,548	77.11%	2,370,300	1,778,277	75.02%	592,023
Transfers To Other Funds and Units	86,449,521	68,860,283	79.65%	103,413,800	74,552,568	72.09%	28,861,232
All Other Expenses	60,064,308	42,031,404	69.98%	59,748,602	38,596,897	64.60%	21,151,705
<b>Total Other Expenses:</b>	<b>229,332,500</b>	<b>168,095,993</b>	<b>73.30%</b>	<b>249,809,900</b>	<b>172,805,745</b>	<b>69.17%</b>	<b>77,004,155</b>
<b>TOTAL EXPENSES</b>	<b>\$ 810,000,000</b>	<b>\$ 620,151,365</b>	<b>76.56%</b>	<b>\$ 843,299,700</b>	<b>\$ 635,549,582</b>	<b>75.36%</b>	<b>\$ 207,750,118</b>

**METROPOLITAN NASHVILLE PUBLIC SCHOOLS**  
**Revenue Analysis**  
**FY2016 and FY2017**

Description	FY16 YTD Actuals through Mar 2016	FY16 Annual Revenue Budget	YTD %	FY17 YTD Actuals through Mar 2017	FY17 Annual Revenue Budget	YTD %
Property Taxes	\$ 280,065,646	\$ 293,426,500	95.4%	\$ 293,649,537	\$ 302,518,200	97.1%
Local Option Sales Tax	123,772,710	210,866,400	58.7%	125,070,220	217,353,900	57.5%
Other Taxes, License, Permits	5,875,136	8,657,900	67.9%	7,184,947	10,839,300	66.3%
State Funding	215,871,513	274,940,000	78.5%	226,001,638	290,479,100	77.8%
All Other Revenues	6,271,600	6,109,200	102.7%	6,586,071	6,109,200	107.8%
<b>Grand Total</b>	<b>\$ 631,856,605</b>	<b>\$ 794,000,000</b>	<b>79.6%</b>	<b>\$ 658,492,413</b>	<b>\$ 827,299,700</b>	<b>79.6%</b>



**Metropolitan Nashville Public Schools**  
**General Purpose Fund #35131**  
**Expenditures by Function**  
**For the Fiscal Year Ending June 30, 2017**

Function #	Function Name	FY2017 Budget	FY2017 YTD Actuals @ Mar 31, 2017	% Spent
<b>ADMINISTRATION</b>				
1100	OFFICE OF DIRECTOR OF SCHOOLS	\$ 589,000	\$ 560,888	95.2%
1110	BOARD OF EDUCATION	416,600	247,024	59.3%
1150	CHIEF FINANCIAL OFFICER	383,500	275,101	71.7%
1190	ALIGNMENT NASHVILLE	200,000	200,000	100.0%
1200	HUMAN CAPITAL	6,110,000	3,941,306	64.5%
1205	EMPLOYEE RELATIONS	575,900	424,101	73.6%
1250	CHIEF OF STAFF	530,100	293,920	55.4%
1300	EMPLOYEE BENEFITS	799,900	728,475	91.1%
1400	CHIEF OPERATING OFFICER	240,400	109,601	45.6%
1500	PURCHASING	845,600	603,915	71.4%
1600	FISCAL SERVICES	1,810,500	1,143,190	63.1%
1625	SCHOOL AUDIT	697,600	448,669	64.3%
1700	STUDENT ASSIGNMENT SERVICES	1,150,500	922,150	80.2%
1750	FAMILY INFORMATION CENTER	715,800	522,002	72.9%
1800	COMMUNICATIONS	1,636,800	946,917	57.9%
	<b>TOTAL ADMINISTRATION</b>	<b>\$ 16,702,200</b>	<b>\$ 11,367,259</b>	<b>68.1%</b>
<b>LEADERSHIP AND LEARNING</b>				
2050	CHIEF OF SCHOOLS	3,705,400	2,865,107	77.3%
2055	OFFICE OF PRIORITY SCHOOLS	329,600	313,322	95.1%
2059	OFFICE OF CHARTER SCHOOLS	398,600	299,977	75.3%
2060	STUDENT SUPPORT SERVICES	2,046,600	1,364,824	66.7%
2080	CHIEF ACADEMIC OFFICER	2,105,800	1,083,529	51.5%
2109	FEDERAL PROGRAMS AND GRANTS	294,200	178,852	60.8%
2112	CENTRAL SCHOOL COUNSELING SERVICES	464,500	321,768	69.3%
2125	IN-SCHOOL SUSPENSION	890,600	756,252	84.9%
2126	HOMEBOUND PROGRAM - REGULAR EDUCATION	169,100	114,387	67.6%
2136	GIFTED/TALENTED PROGRAM	2,863,900	2,237,878	78.1%
2137	ADVANCED ACADEMICS	1,193,100	705,233	59.1%
2160	PSYCHOLOGICAL SERVICES	4,582,700	3,281,238	71.6%
2170	RESEARCH, ASSESSMENT, AND EVALUATION	2,416,900	1,494,447	61.8%
2171	CENTRAL LIBRARY INFORMATION SERVICES	744,700	607,745	81.6%
2174	INFORMATION MANAGEMENT AND DECISION SUPPORT	4,446,900	3,341,711	75.1%
2178	INFORMATION TECHNOLOGY	13,599,000	9,485,666	69.8%
2180	TEXTBOOKS	3,093,100	346,121	11.2%
2200	DISTRICT STAFF DEVELOPMENT	2,652,400	1,206,805	45.5%
2203	LEARNING TECHNOLOGY	3,349,300	2,784,237	83.1%
2215	PRINCIPAL LEADERSHIP ACADEMY	140,000	-	0.0%
2232	LITERACY PROGRAM	6,895,000	4,573,587	66.3%
2240	SUPPLEMENTARY TEACHER PAY	467,500	639,088	136.7%
2282	STEM (SCIENCE TECHNOLOGY ENGINEERING MATHEMATICS)	848,000	442,652	52.2%
2310	PRINCIPALS	48,256,800	39,126,872	81.1%
2311	COUNSELING SERVICES	15,134,300	11,110,406	73.4%
2312	LIBRARY SERVICES	11,527,200	8,703,150	75.5%
2313	SUBSTITUTES - REGULAR/CTE	7,478,500	4,529,681	60.6%
2314	HEALTH SERVICES	5,101,400	3,215,158	63.0%
2315	SUBSTITUTES - SPECIAL EDUCATION	963,100	468,376	48.6%
2316	SCHOOL FUNDING ALLOCATION	9,590,100	5,829,958	60.8%
2320	REGULAR TEACHING	266,948,000	210,685,227	78.9%
2321	PRE-K INSTRUCTION	5,990,400	4,360,551	72.8%
2322	CLASSROOM PREPARATION DAY	665,200	633,684	95.3%
2323	ENGLISH LANGUAGE LEARNER - SUPERVISION	1,888,800	1,420,292	75.2%
2324	ENGLISH LANGUAGE LEARNER	17,576,500	10,875,332	61.9%
2328	PRE-K MODEL CENTERS	5,300,000	3,802,477	71.7%
2332	SMALLER LEARNING COMMUNITIES (SLC)	492,700	343,646	69.7%
2334	INSTRUCTIONAL SUPPORT - OTHER	12,088,500	11,039,946	91.3%



**Metropolitan Nashville Public Schools**  
**General Purpose Fund #35131**  
**Expenditures by Function**  
**For the Fiscal Year Ending June 30, 2017**

Function #	Function Name	FY2017 Budget	FY2017 YTD Actuals @ Mar 31, 2017	% Spent
2335	PUPIL SUPPORT - OTHER	1,359,700	677,317	49.8%
2336	VANDERBILT MATH & SCIENCE PROGRAM	1,145,000	801,250	70.0%
2350	MUSIC MAKES US	892,200	556,728	62.4%
2371	CAMPUS SUPERVISORS	3,093,400	2,280,515	73.7%
2395	HOMEWORK HOTLINE	80,000	71,992	90.0%
2505	CAREER & TECHNICAL EDUCATION SUPERVISION	297,000	229,066	77.1%
2520	CAREER & TECHNICAL EDUCATION	5,603,500	6,265,139	111.8%
2555	METROPOLITAN GOVERNMENT IT CHARGES	2,184,500	1,638,375	75.0%
2600	ALTERNATIVE LEARNING PROGRAMS	3,259,500	2,070,982	63.5%
2650	NON-TRADITIONAL SCHOOLS	7,617,700	5,708,407	74.9%
2710	STUDENT ASSIGNMENT PLAN	5,661,200	3,814,536	67.4%
2711	SPECIAL EDUCATION GUIDANCE	160,700	127,982	79.6%
2805	SPECIAL EDUCATION SUPERVISION	1,051,000	709,606	67.5%
2810	SPECIAL EDUCATION PRINCIPALS	646,300	452,107	70.0%
2820	SPECIAL EDUCATION TEACHING	66,396,100	54,292,864	81.8%
2999	CAREER LADDER	1,500,000	753,514	50.2%
	<b>TOTAL LEADERSHIP AND LEARNING</b>	<b>\$ 567,646,200</b>	<b>\$ 435,039,563</b>	<b>76.6%</b>
<b>ATTENDANCE AND SOCIAL SERVICES</b>				
3100	ATTENDANCE SERVICES	313,300	242,384	77.4%
3210	CLUSTER BASED STUDENT SUPPORT	6,003,100	4,471,611	74.5%
3250	FAMILY & COMMUNITY SERVICES	1,446,700	970,662	67.1%
3260	COMMUNITY ACHIEVES	1,597,900	1,136,750	71.1%
	<b>TOTAL ATTENDANCE AND SOCIAL SERVICES</b>	<b>\$ 9,361,000</b>	<b>\$ 6,821,407</b>	<b>72.9%</b>
<b>TRANSPORTATION</b>				
4110	TRANSPORTATION SUPERVISION	3,341,400	2,798,542	83.8%
4130	OPERATION OF SCHOOL BUSES	13,507,700	10,799,804	80.0%
4131	OPERATION OF SPECIAL EDUCATION BUSES	7,557,000	6,573,861	87.0%
4137	BUS MONITORS	6,188,400	4,983,271	80.5%
4160	MAINTENANCE OF VEHICLES	5,296,500	5,170,081	97.6%
4319	MTA BUS PASSES	994,300	774,820	77.9%
	<b>TOTAL TRANSPORTATION</b>	<b>\$ 36,885,300</b>	<b>\$ 31,100,378</b>	<b>84.3%</b>
<b>OPERATION OF PLANT</b>				
5120	PORTABLE MOVING	455,000	446,765	98.2%
5212	CUSTODIAL AND CARE OF GROUNDS	20,730,800	17,513,881	84.5%
5220	UTILITY SERVICES, NATURAL GAS	2,996,200	1,657,637	55.3%
5230	UTILITY SERVICES, WATER & SEWER	2,965,900	2,330,420	78.6%
5240	UTILITY SERVICES, ELECTRICITY	20,669,400	14,147,946	68.4%
5250	UTILITY SERVICES, TELEPHONES	1,317,000	652,344	49.5%
5260	UTILITY SERVICES, WASTE DISPOSAL	925,100	649,327	70.2%
5280	RADIO TRANSMISSION	282,600	211,950	75.0%
5315	FIXED ASSET AND INVENTORY CONTROL	2,636,700	1,659,283	62.9%
5320	DELIVERY & MAIL SERVICES	932,900	512,654	55.0%
5325	SAFETY AND SECURITY	3,095,400	2,156,074	69.7%
5326	ATHLETIC EVENT SECURITY	605,000	301,579	49.8%
	<b>TOTAL OPERATION OF PLANT</b>	<b>\$ 57,612,000</b>	<b>\$ 42,239,861</b>	<b>73.3%</b>
<b>MAINTENANCE OF BUILDINGS</b>				
6110	MAINTENANCE SUPERVISION	689,500	310,004	45.0%
6120	CONSTRUCTION SUPERVISION	552,900	449,683	81.3%
6300	MAINTENANCE OF FACILITIES	18,520,100	13,837,834	74.7%
	<b>TOTAL MAINTENANCE OF BUILDINGS</b>	<b>\$ 19,762,500</b>	<b>\$ 14,597,522</b>	<b>73.9%</b>

Metropolitan Nashville Public Schools  
General Purpose Fund #35131  
Expenditures by Function  
For the Fiscal Year Ending June 30, 2017

Function #	Function Name	FY2017 Budget	FY2017 YTD Actuals @ Mar 31, 2017	% Spent
<b>FIXED CHARGES</b>				
7130	UNEMPLOYMENT COMPENSATION	500,000	500,000	100.0%
7210	RENTAL LAND AND BUILDING	56,100	46,722	83.3%
7311	RETIREEES GROUP INSURANCE-CERTIFICATED	21,145,000	16,330,965	77.2%
7315	EMPLOYEE DEATH BENEFITS	74,000	62,000	83.8%
7316	EMPLOYEE INJURIES ON THE JOB REIMBURSEMENT	3,121,000	2,340,750	75.0%
7318	RETIREMENT SICK LEAVE PAY-CERTIFICATED	1,830,100	253,297	13.8%
7319	RETIREMENT SICK LEAVE PAY-SUPPORT	208,100	50,323	24.2%
7320	BUILDINGS AND CONTENTS INSURANCE	1,032,900	774,675	75.0%
7325	INSURANCE RESERVE	14,700	9,235	62.8%
7340	LIABILITY INSURANCE	1,290,600	991,871	76.9%
7499	GUARANTEED PENSION PAYMENT	4,285,000	3,213,750	75.0%
7777	PROPERTY TAX REFUND	6,735,500	511,366	7.6%
7900	LEGAL SERVICES	192,000	144,000	75.0%
	<b>TOTAL FIXED CHARGES</b>	<b>\$ 40,485,000</b>	<b>\$ 25,228,954</b>	<b>62.3%</b>
<b>ADULT AND COMMUNITY SERVICES</b>				
8119	DISTRICT DUES	76,100	25,056	32.9%
8320	ADULT EDUCATION PROGRAM	448,600	372,476	83.0%
	<b>TOTAL ADULT AND COMMUNITY SERVICES</b>	<b>\$ 524,700</b>	<b>\$ 397,532</b>	<b>75.8%</b>
	<b>OPERATING TRANSFER TO CHARTER SCHOOLS FUND</b>	<b>\$ 92,721,000</b>	<b>\$ 66,854,227</b>	<b>72.1%</b>
	<b>REIMBURSABLE PROJECTS</b>	<b>\$ 1,599,800</b>	<b>\$ 1,902,880</b>	<b>118.9%</b>
	<b>GRAND TOTAL:</b>	<b>\$ 843,299,700</b>	<b>\$ 635,549,582</b>	<b>75.4%</b>