



# GRADUATION CEREMONY! YEAH!!





# THINGS TO DO BY MAY 9TH!

- **Finish ALL coursework.** \*Off campus transcripts due TO COUNSELING OFFICE by May 9th
- **REQUEST FINAL TRANSCRIPT-** Parchment.com (they will hold the request until you finish exams and grades are posted)
- **Please check with cafeteria and pay any outstanding school debts.**
- **Pick up Medical Record from nurse...cannot do at sr. checkout**





- **Return any books and PAY any school DEBTS online or at the bookstore by May 9th.**
- **IF you have not ordered your cap and gown or only need a tassel you must go to Josten's (21023 N. Cave Creek Rd. Ste. #1- 10am-5pm- 602.765.7337)- See summary sheet**
- **If you have NOT PICKED UP your cap & gown/products, go to bookstore to pick up TODAY.**





# SENIOR CHECKOUT- MAY 13TH

*MEDIA CENTER/BOOKSTORE/FRONT OFFICE..SEE SUMMARY SHEET FOR YOUR SCHEDULE.*

01

## RETURN CHROMEBOOK/IPAD & DEBT CLEARANCE

- If any monies are owed you will pay debt online or CASH only
  - Link is on the BG website.

02

## PICK UP ITEMS

- Diploma (Cover given at graduation)
- Parking Map

- Only graduates can complete senior checkout and pick up graduation items.
- If you are not attending graduation, you can pick up your diploma cover at BGHS after May 15th
- **\*SEE ME AFTER IF NOT ATTENDING.**





**PARK S**

Guests = **Gate 4**

Graduates = **Gate 7**

Map is posted on the BG &  
District websites

ADA information at  
[Desertrdiamondarena .com](http://Desertrdiamondarena.com)





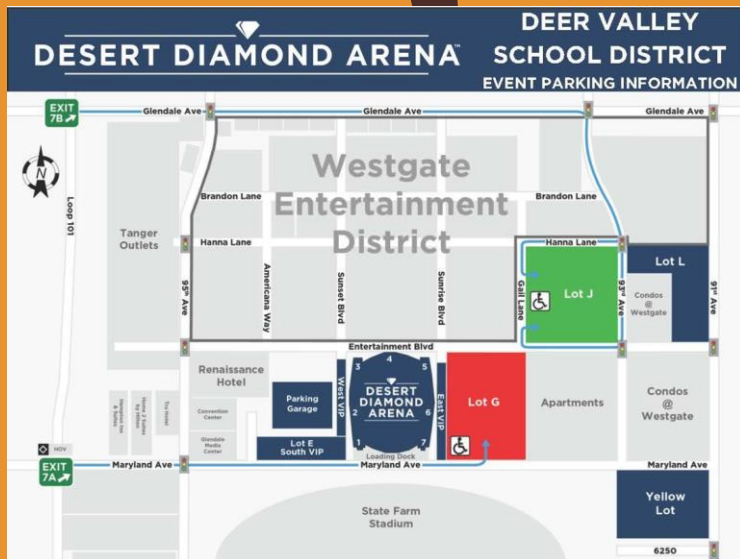
# DESERT DIAMOND ARENA



**Streaming link will be  
post day of on BG &  
district websites**

**GRADAUTION  
DESERT DIAMOND  
ARENA  
7:00 p.m.  
Doors open 6p**





**YOU WILL PARK IN  
LOT G off of  
Maryland Ave.**

DATE	SCHOOL	PARK IN	DOORS OPEN	CEREMONY STARTS
5/15	BOULDER CREEK	LOT G	12:30PM	1:30PM
5/15	DEER VALLEY	LOT J	3:30PM	4:30PM
5/15	BARRY GOLDWATER	LOT G	6:00PM	7:00PM

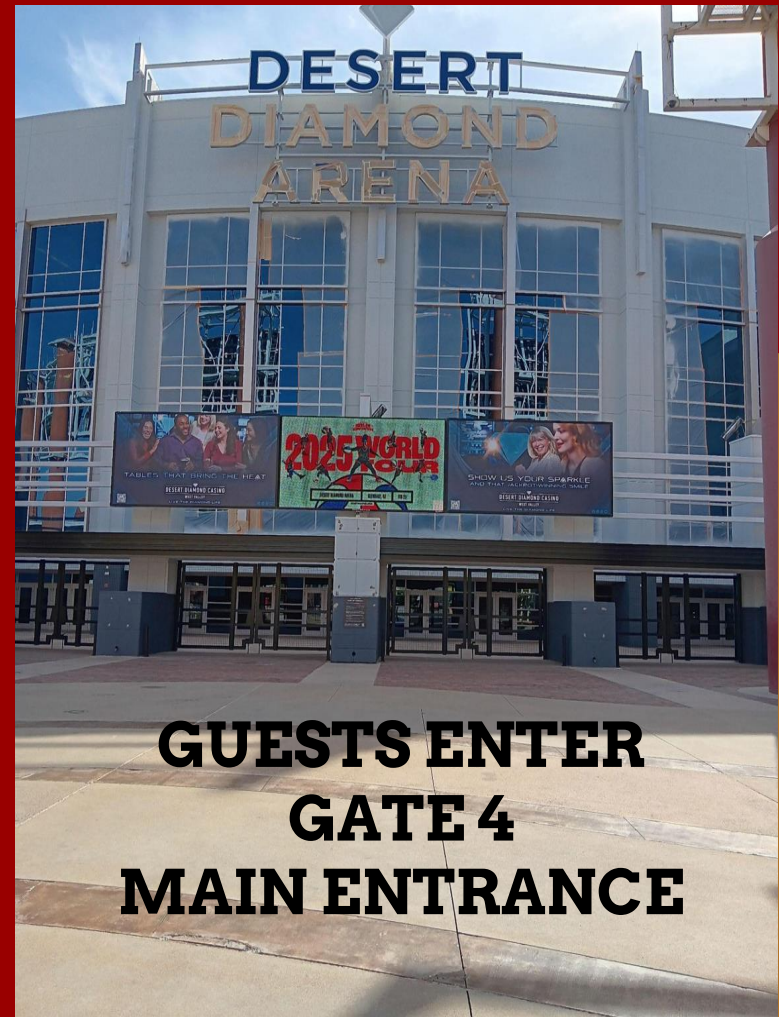
**\*\*PARKING LOTS OPEN AT 11:30AM\*\***  
**PLEASE DO NOT ARRIVE EARLIER THAN 1 HOUR**  
**PRIOR TO DOORS**



**GUESTS = GATE 4**

**GRADS = GATE 7  
(SOUTHEAST CORNER)**

**GUESTS AND GRADS  
ALL GO THROUGH  
METAL DETECTORS**



**GUESTS ENTER  
GATE 4  
MAIN ENTRANCE**



# CEREMONY ATTIRE

- Formal Attire Under Gown
  - Men- Dress Pants, Dark Shoes, Shirt & Tie
  - Women- Dress or Pants, Dress Shoes
- BLACK CAP & GOWN- only approved regalia may be worn on top of gown (see summary sheet) **NO FLOWER LEIS, NO MONEY LEIS, ETHNIC STOLLS.** YOU will be sent back to your car and not allowed entry.
- WEAR CAP- tassel right side
- CARRY GOWN into Arena
- Please “de-wrinkle gown”- No hangers
- Receive medallion . . . . .





# IMPORTANT INFORMATION

- **RESTROOMS WILL BE LIMITED.** RESTROOMS WILL BE LOCATED AT YOUR ENTRANCE ON THE UPPER LEVEL...So if you need a restroom, stop by as you enter **BEFORE GOING DOWNSTAIRS.**
- **ONCE DOWNSTAIRS , you do NOT HAVE ACCESS TO A RESROOM.**
  - **COME CEREMONY READY**



- **NO PURSES OR BAGS WILL BE ALLOWED.** You will be sent to put these items in your car if they are brought to the staging area.
- **If you bring your cellphone or car keys, please have a pocket to put them in.** We lose both phones and keys every year.

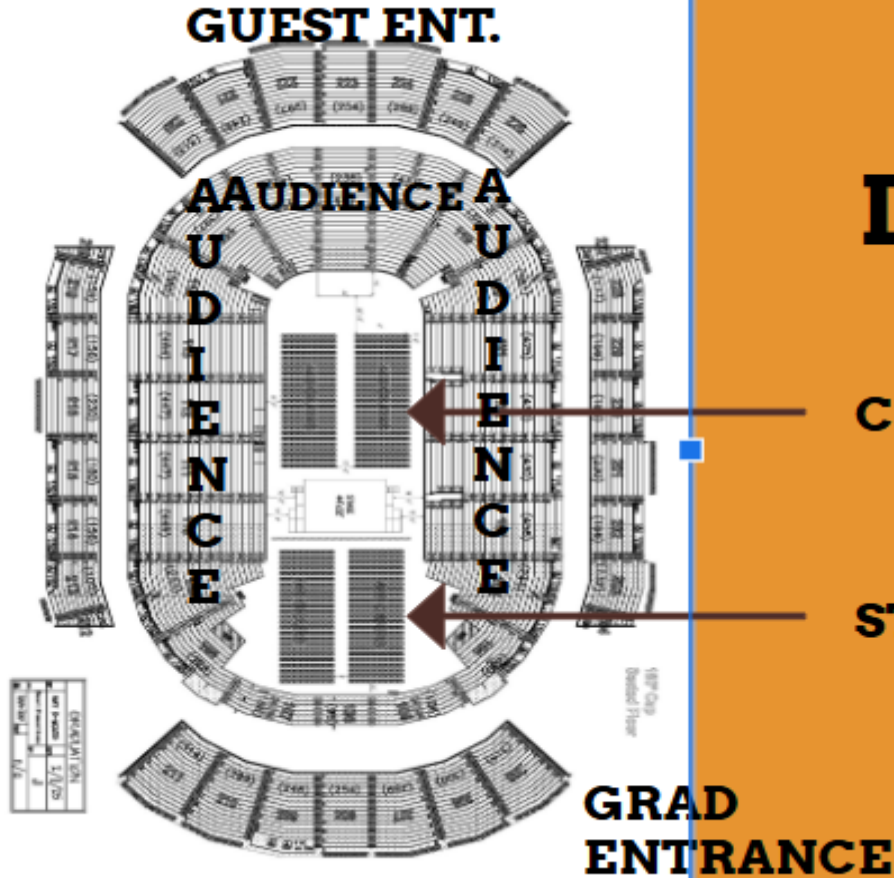


# CEREMONY PROCESS

- At GATE: There will be a **security check plus entry through magnetometers** at entrance.
- **WEAR CAP; CARRY GOWN IN**
- You will proceed downstairs to the staging area on the floor.  
**USE RESTROOMS PRIOR TO COMING DOWNSTAIRS**
- NAME TAG will be on each chair.
- LAST NAMES A-K right side as you face chairs and L-Z on left side as your face chairs.
- Locate your seat & put your gown on.
- **The name tag on the chair is your name reader card. DO NOT TAKE IT OFF THE CHAIR** until told to do so.



# ARENA DIAGRAM

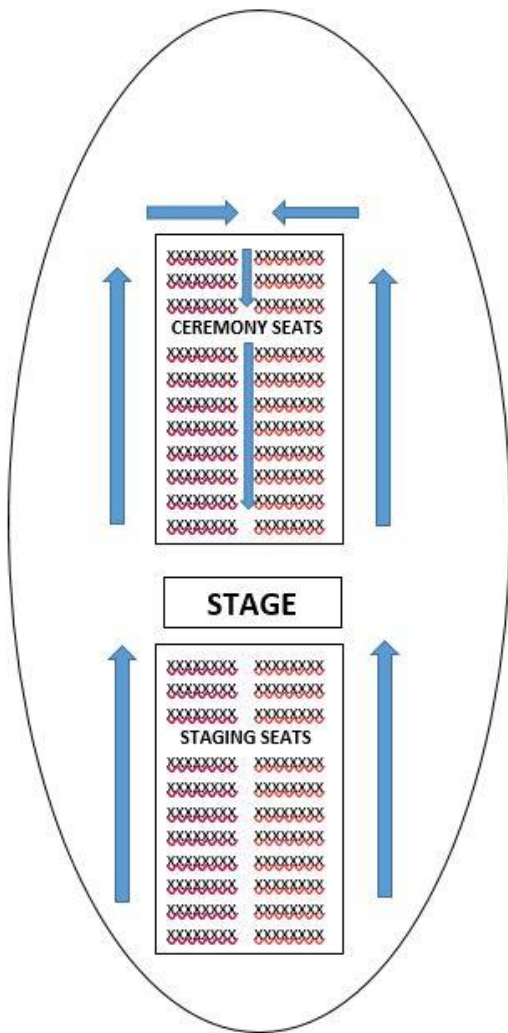








P  
R  
O  
C  
E  
S  
S  
I  
O  
N  
A  
L



# PROCESSIONAL

## SEE RED LINES

- **MUST END UP IN THE SAME SEAT AS YOU WERE IN THE STAGING AREA.**
- **STAY STANDING AT YOUR CHAIR FACING THE STAGE.**











# PROGRAM PREVIEW

- **Processional**
- **Posting of Colors, National Anthem, Pledge (Be Seated)**
- **Inspiration, Principal's Welcome**
- **Senior Address, Song, Farewell**
- **Awarding of Diplomas**
- **Alma Mater**
- **Moving of the Tassel**



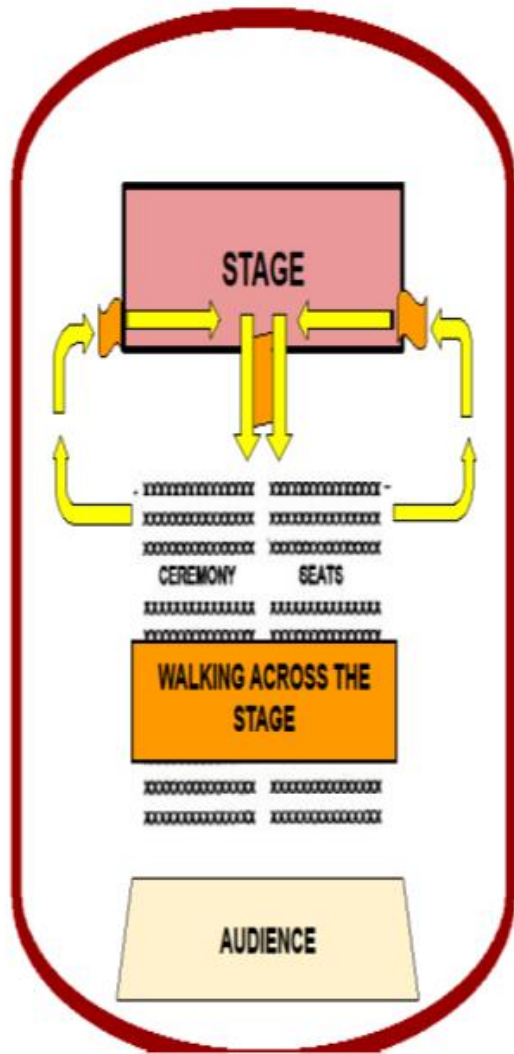
# TWO PICTURES WILL BE TAKEN

- One on the floor and one on the stage.
- Information on orders is posted on the BG website.
- Must go on website to register to receive proofs





# DIPLOMA COVER DISTRIBUTION



- See DIAGRAM
- Follow Arrows
- Walk up stairs and pronounce your name loudly to the name reader & give your name card to them
- Pick up diploma cover
- Proceed to Principal for picture
- Smile!
- Exit down center stairs
- Return to seat



# NAME READING

- **The name printed on your name card is your full diploma (legal) name.**
- **If you wish to have a shortened version of of the name, please tell the name reader (i.e., No middle name read)**
- **If you want a completely different name read, you must have permission prior to the ceremony. Please have parents email your counselor (see summary sheet).**



**BE  
CAREFUL  
COMING  
DOWN  
STAIRS**

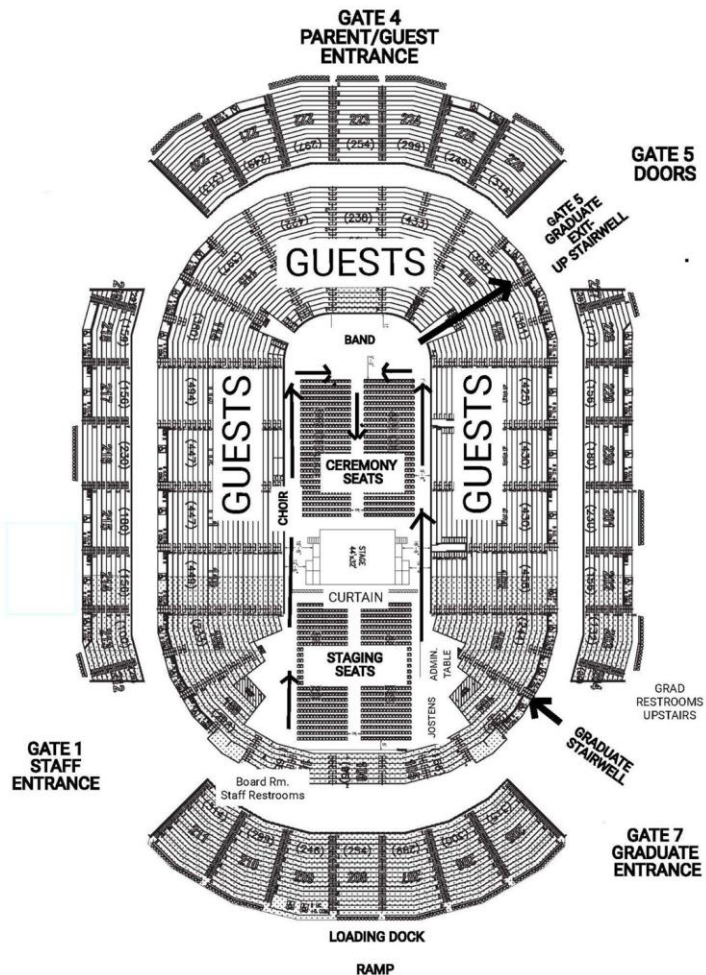




# ENDING THE CEREMONY

- **Principal will ask you to stand. You will be told to move your tassel from right to left.**
- **YOU MAY THROW YOUR CAPS UP!**
- **You will be directed to exit the same way you came in.**
- **Please do not congregate in front of the gate as you leave.**





GRADUATES  
EXIT TO THE  
SOUTHEAST END  
OF THE ARENA  
THROUGH GATE  
5 TO MEET YOUR  
GUESTS.



# BEHAVIOR

**FORMAL AFFAIR**

**DIGNITY AND DECORUM**

**INAPPROPRIATE BEHAVIOR  
ESCORTED OUT**

**Once in a lifetime memory!**





# PLEASE SEE ME AFTER THIS PRESENTATION BY THE STAGE


1. **Top 10 GPAs**
2. **All Student Government Officers**
3. **Senior Address**
4. **National Anthem**
5. **Song**







# GOOD LUCK CLASS OF 2025



*"Great achievers dream impossible dreams. We hope each of  
your impossible dreams come true!"*



**Finish strong! See you at the Arena on  
MAY 15H (Arrive at 7:00 pm!**

