



2025-2026 BUDGET HEARING

May 6 , 2025

Goals of the Budget

**Final Revenue & Expenditure
Recommendations**

Budget Calendar Review

AGENDA



GOALS FOR THE 2025-2026 BUDGET

Enhance a comprehensive education that the VCS District Community expects.

Improve the alignment of resources toward the District's Strategic Plan.

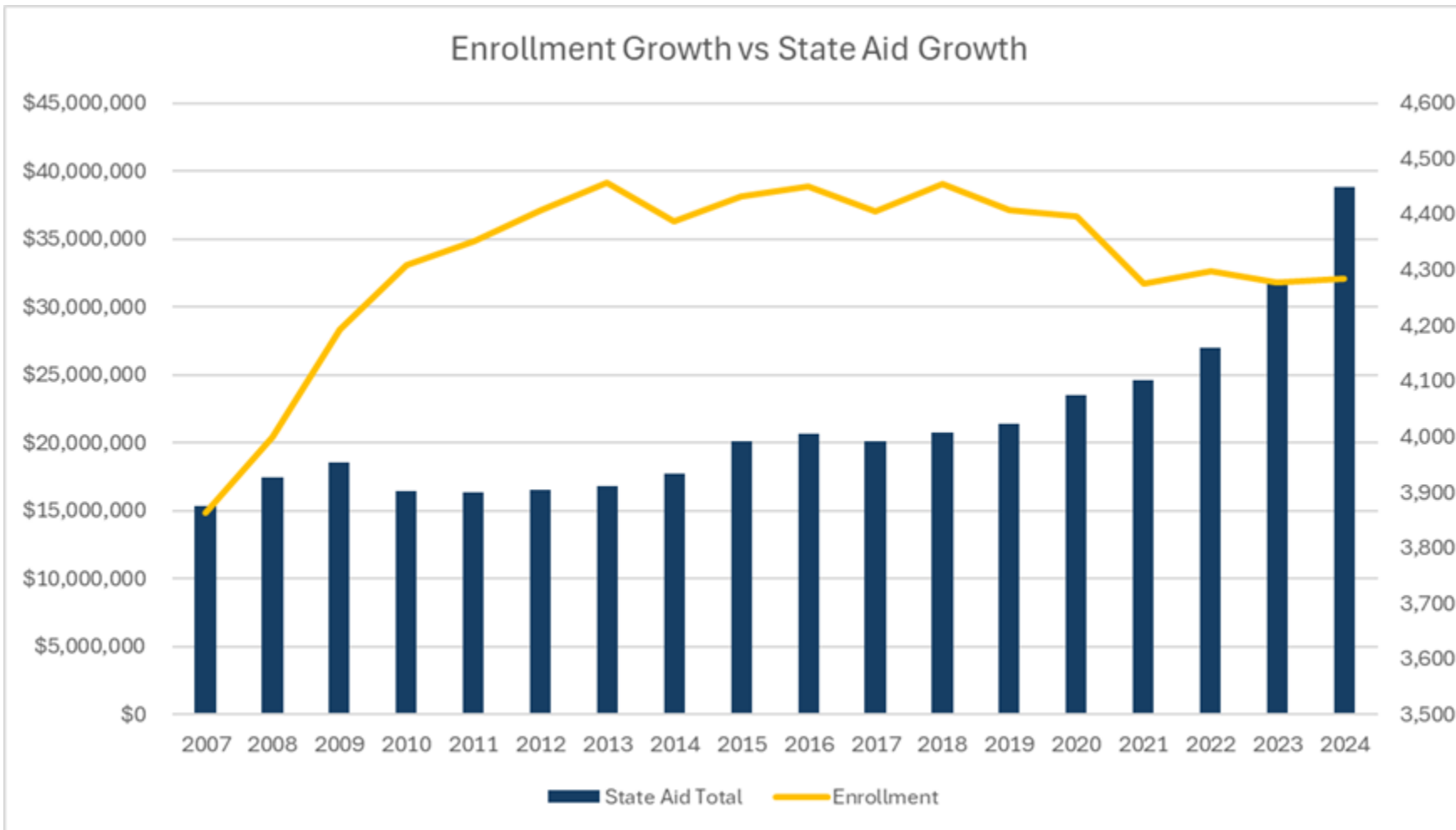
Maintain the stabilization of Reserves.

Maximize the use of every dollar spent.

Maximize the ability to generate aid for future years.

Transparency.

Enrollment vs State Aid Growth



Staffing

We are not increasing staff for next year nor are there any reductions in programming.

Staffing Strategy: Cost of proposed positions are offset by the savings from identified efficiencies.

Expenditures

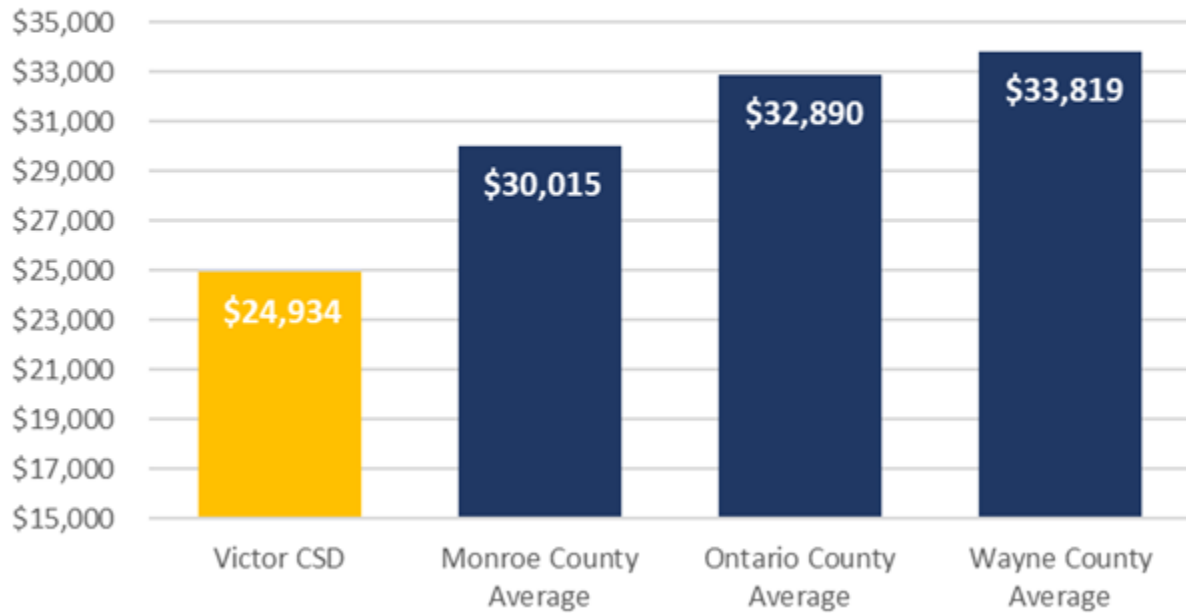


Budgeted Expenditures

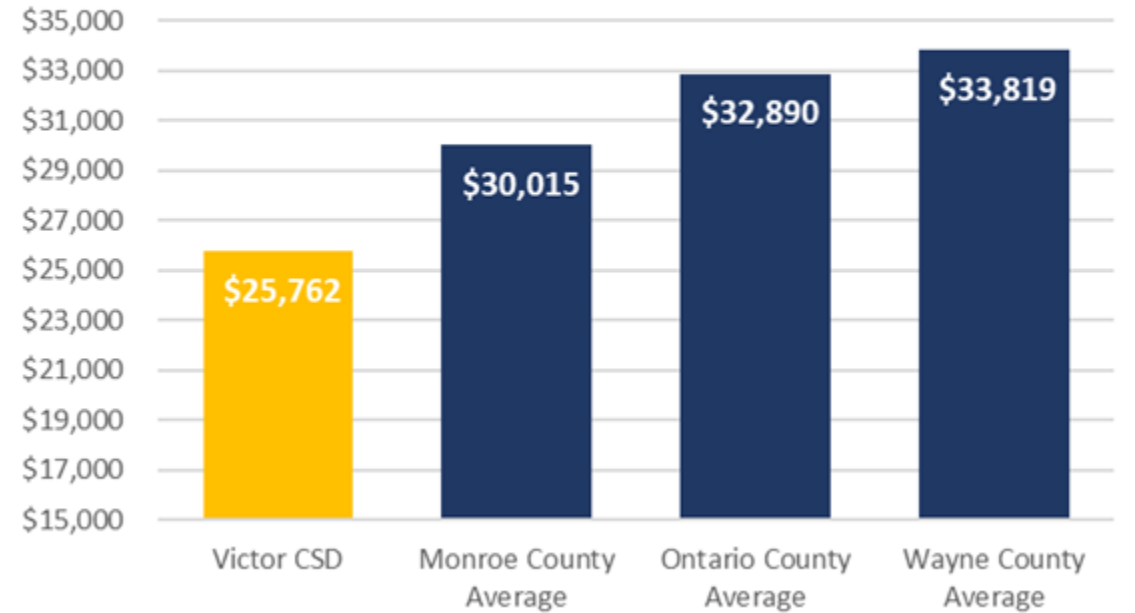
	2024-2025 Budget	2025-2026 Proposed	\$ Change	% Change
Professional Salaries	\$36,449,604	\$38,195,415	\$1,745,811	4.79%
Support Salaries	\$14,101,500	\$13,743,439	(\$358,061)	-2.54%
Fringe Benefits	\$29,525,724	\$31,485,700	\$1,959,976	6.64%
BOCES	\$7,136,086	\$8,940,081	\$1,803,995	25.28%
Contractual	\$4,217,612	\$5,317,573	\$1,099,961	26.08%
Equipment	\$1,000,845	\$706,885	(\$293,960)	-29.37%
Tuition	\$1,079,000	\$1,186,000	\$107,000	9.92%
Supplies	\$1,857,968	\$1,996,967	\$138,999	7.48%
State Aided Instructional Mat'l	\$471,728	\$600,703	\$128,975	27.34%
Debt	\$7,184,852	\$7,398,642	\$213,790	2.98%
Interfund	\$200,000	\$200,000	\$0	0.00%
Total	\$103,224,919	\$109,771,405	\$6,546,486	6.34%

Per Pupil Expenditure Comparison

Before Vote



After Vote



Per pupil expenditures is calculated by dividing total budgeted operating expenses by student enrollment using the most recent NYS Comptroller Real Property Tax Report Card Data. The "after" comparison shows where VCS per pupil expense would fall using the 2025-2026 budgeted expense (2024-2025 was the most recent data available for county averages.).

Revenues



Revenue Update

- VCS needed to adopt the 2025-2026 budget on April 10th despite uncertain state aid numbers.
- New York State legislators passed the 10th budget extender, funding the government through Wednesday, May 7, 2025

Adopted Revenues

	2024-2025	2025-2026 Projected	\$ Change	% Change
Property Taxes	\$58,737,559	\$60,523,516	\$1,785,957	3.04%
State Sources	\$39,383,661	\$40,433,900	\$1,050,239	2.67%
Federal Sources	\$100,000	\$100,000	\$0	0.00%
Other Local Sources	\$5,003,699	\$5,055,679	\$51,980	0.01%
Fund Balance	\$0	\$3,658,310	\$3,658,310	n/a
Total	\$103,224,919	\$109,771,405	\$6,546,486	6.34%

- State aid projection was based on best case scenario which included a slight increase in Foundation Aid and BOCES Aid from the Governor's proposal in January

Budget Update

	2024-2025	2025-2026 Projected	\$ Change	% Change
Budget to Budget	\$103,224,919	\$ 109,771,405	\$6,546,486	6.34%
Levy to Levy	\$58,737,559	\$ 60,523,516	\$1,785,957	3.04%
Rate to Rate	\$ 12.83	\$ 13.06 *	\$0.23	1.79%

* Projected True Value Tax Rate. Final assessment rolls are not established until 6/30/2025. The final tax rate will be set at the August Board of Education Meeting.

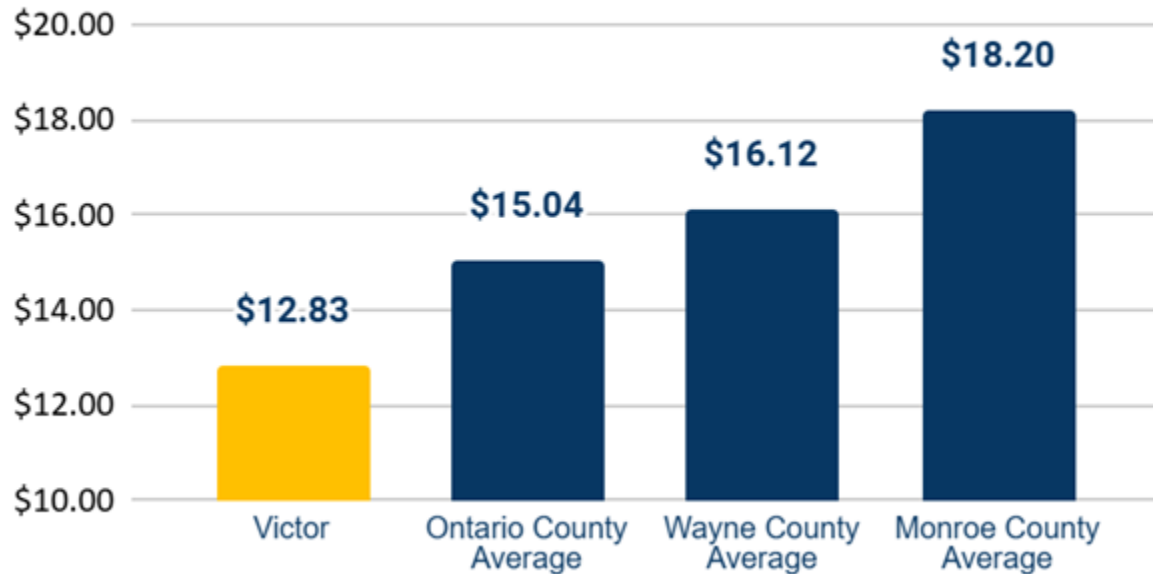
Tax Rate Update

Value of Property	2024-2025 Adopted \$12.83	2025-2026 Projected \$13.06	\$ Change Per Year	% Change
\$200,000	\$2,566	\$2,612	\$46	1.79%
\$300,000	\$3,849	\$3,918	\$69	1.79%
\$400,000	\$5,132	\$5,224	\$92	1.79%
\$500,000	\$6,415	\$6,530	\$115	1.79%

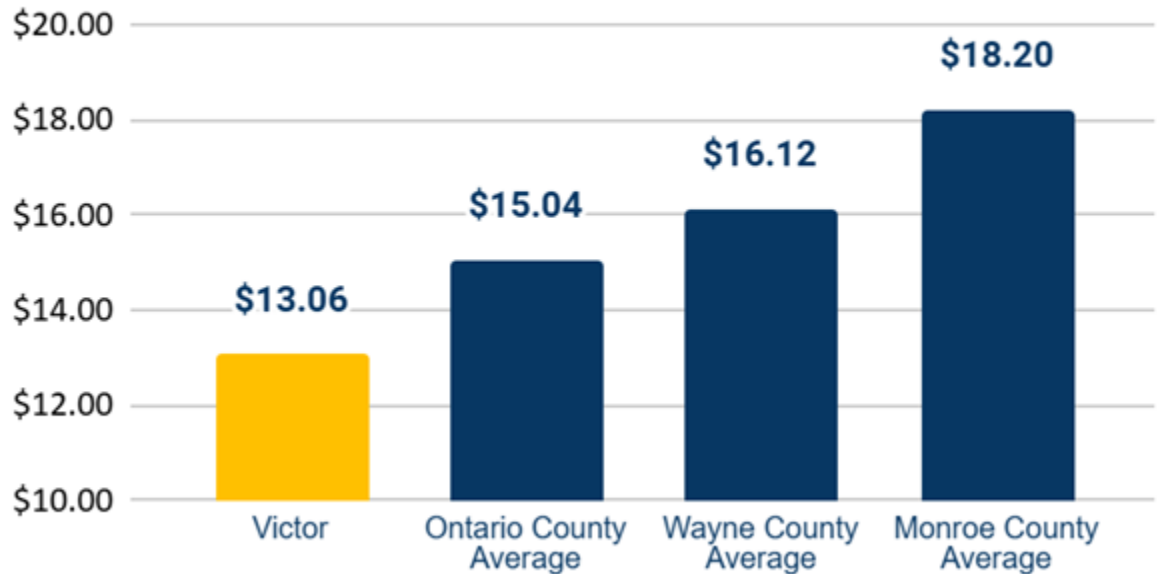
- Estimated tax bills are based on True Value Tax Rates and do not include any STAR exemptions/credits.
- Final assessment rolls are not established until 6/30/2025. Final tax rates are set at the August Board of Education Meeting.

Tax Rate Comparison

Before Vote



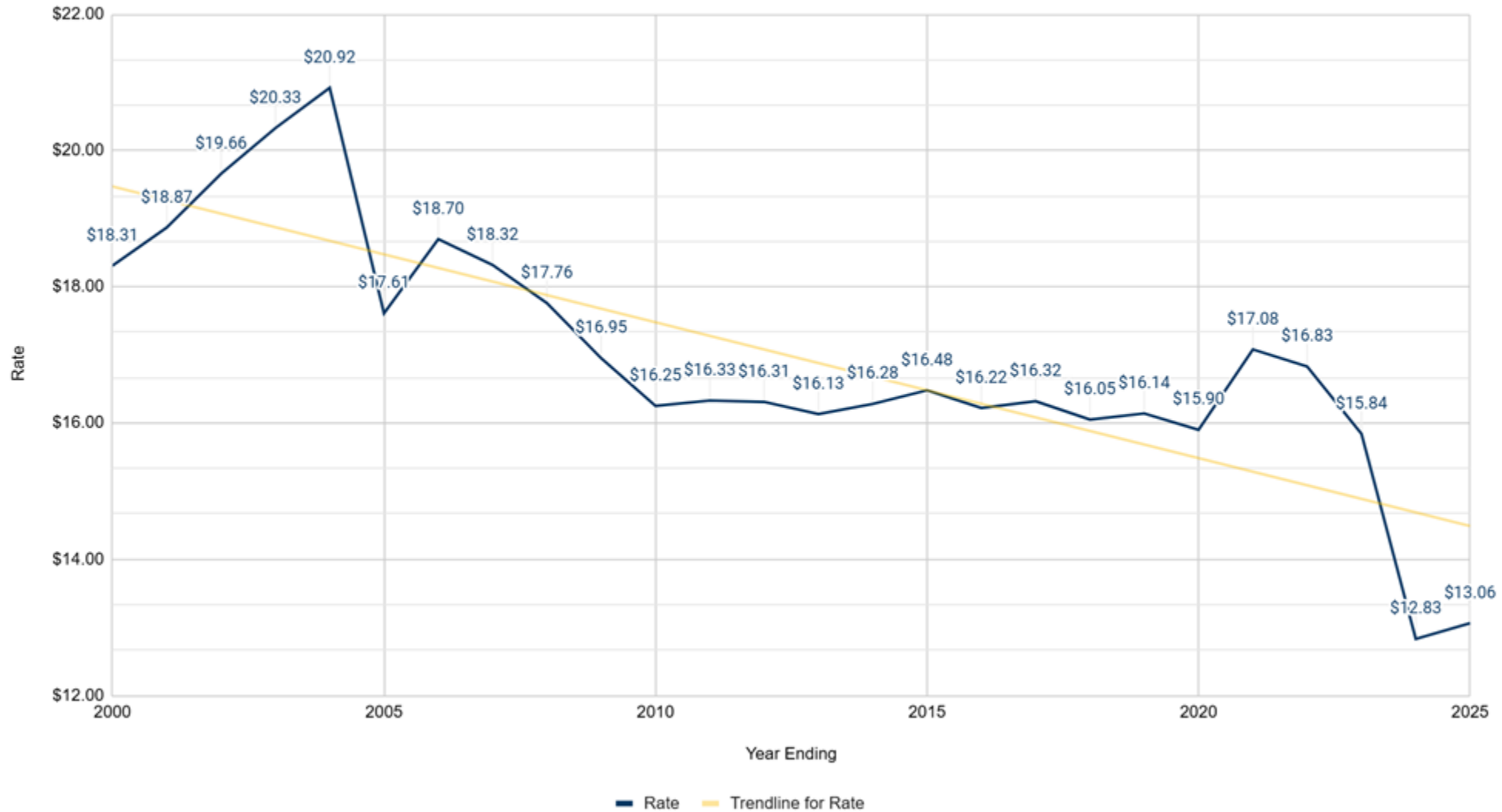
After Vote



The "before vote" true value tax rate reflects the most recent data from the NYS Comptroller. The "after vote" comparison shows where VCS true value tax rate would be projected using the 2025-2026 proposed budget. Please note: the projected rate is subject to change as it relies upon property assessments not finalized until July.

Tax Rate History

Tax Rate History (2000 to 2025)



Propositions – Bus Purchase

6 Large Diesel Buses @ \$213,139
2 Small Gasoline Buses @ 124,175

Estimated cost of \$1,527,304

Board of Education Election

There are three open seats and each are three-year terms.

Order as they will appear on the ballot:

Lisa Kostecki (incumbent)

Timothy M. DeLucia (incumbent)

Elizabeth Mitchell (incumbent)

BUDGET CALENDAR REVIEW

Tuesday, May 6

Budget Hearing

Meet the Candidates

- sponsored by the PTSA/PIE

Friday, May 9

Budget Newsletter Mailed

Tuesday, May 13

Voter Registration

District Office

3:00 PM – 7:00 PM

Tuesday, May 20

Budget Vote & BOE Election

Early Childhood Center Boardroom

6:00 AM – 9:00 PM

For more information on the budget, please visit our website at www.victorschools.org/district/budget or contact the Superintendent at terranovat@victorschools.org