MT DIABLO UNIFIED SCHOOL DISTRICT

NORTHGATE HIGH SCHOOL INTERIOR PAINTING

ABBREVIATIONS

@	AT
℄	CENTER LINE
d	PENNY
#	POUND
⊥	PERPENDICULAR
∠	ANGLE
AB	ANCHOR BOLT
AC	ASPHALTIC CONCRETE
ACT	ACOUSTICAL CEILING TILE
AFF	ABOVE FINISH FLOOR
ALT	ALTERNATE
ALUM	ALUMINUM
ANOD	ANODIZED
APPROX	APPROXIMATE
ARCH	ARCHITECT OR ARCHITECTURAL
BD	BOARD
BLDG	BUILDING
BLK(G)	BLOCK(ING)
BOB	BOTTOM OF BEAM
BM	BEAM
CB	CATCH BASIN
CI	CAST IRON
CJ	CONSTRUCTION JOINT
CLG	CEILING
CLR	CLEAR
CMU	CONCRETE MASONRY UNIT
CO	CLEAN OUT
COL	COLUMN
CONC	CONCRETE
CONT	CONTINUOUS
CSK	COUNTERSINK
CW	COLD WATER
⊏	CHANNEL
DBL	DOUBLE
DEPT	DEPARTMENT
DET	DETAIL
DF	DRINKING FOUNTAIN
DIA	DIAMETER
DIAG	DIAGONAL
DN	DOWN
DS	DOWNSPOUT
DWG	DRAWING
E	EAST
(E)	EXISTING
EB	EXPANSION BOLT
EJ	EXPANSION JOINT
ELEV	ELEVATION
ELEC	ELECTRIC(AL)
EP	EDGE OF PAVING
EQ	EQUAL
EQUIP	EQUIPMENT
FD	FLOOR DRAIN
FE(C)	FIRE EXTINGUISHER (& CABINET)
FF	FINISHED FLOOR
FG	FINISHED GRADE
FH	FLAT HEAD OR FIRE HYDRANT
FIN	FINISH
FL	FLOW LINE
FLG	FLASHING
FLR	FLOOR
FOC	FACE OF CONCRETE
FOF	FACE OF FINISH
FOM	FACE OF MASONRY
FOS	FACE OF STUD
FRP	FIBERGLASS REINFORCED PANEL
FT	FOOT OR FEET
FTG	FOOTING
GA	GAUGE
GALV	GALVANIZED
GB	GRAB BAR, GRADE BREAK
GL	GLASS
GLB	GLUE LAMINATED BEAM
GYP	GYPSUM
GWB	GYPSUM WALL BOARD
HB	HOSE BIBB
HDR	HEADER
HGT	HEIGHT
HORIZ	HORIZONTAL
HTR	HEATER
HVAC	HEATING/VENTILATING/AIR CONDITIONING
ID	INSIDE DIAMETER
INSUL	INSULATION OR INSULATED
INV	INVERT
LAV	LAVATORY
MATL	MATERIAL
MAX	MAXIMUM
MB	MACHINE BOLT
MECH	MECHANICAL
MFR	MANUFACTURE OR MANUFACTURER
MH	MAN HOLE
MIN	MINIMUM
MISC	MISCELLANEOUS
MO	MASONRY OPENING
N	NORTH
(N)	NEW
NIC	NOT IN CONTRACT
NO OR #	NUMBER
NTS	NOT TO SCALE
OC	ON CENTER
OD	OUTSIDE DIAMETER
OPNG	OPENING
PL	PLATE OR PROPERTY LINE
PLAM	PLASTIC LAMINATE
PLAS	PLASTER (NUMBER - SEE SPECS)
PLYWD	PLYWOOD
PNT	PAINT (NUMBER - SEE SPECS)
PTDF	PRESSURE TREATED DOUGLAS FUR
QT	QUARRY TILE
RD	ROOF DRAIN
REF	REFRIGERATOR
REINF	REINFORCE OR REINFORCING
RH	ROUND HEAD
RM	ROOM
RO	ROUGH OPENING
RWD	REDWOOD
S	SOUTH
SCH	SCHEDULE
SD	STORM DRAIN
SHR	SHOWER
SHT	SHEET
SHTHG	SHEATHING
SIM	SIMILAR
SMACNA	THE ARCH SHEET METAL MANUAL
SPEC	SPECIFICATION
SQ	SQUARE
SSTL	STAINLESS STEEL
STD	STANDARD
STL	STEEL
SUSP	SUSPENDED
SYM	SYMMETRICAL
TOB	TOP OF BEAM
TOC	TOP OF CURB OR TOP OF CONCRETE
TCB	TOP OF CATCH BASIN
TEL	TELEPHONE
TEMP	TEMPERATURE OR TEMPERED
T&G	TONGUE & GROOVE
TP	TOP OF PAVING
TS	STRUCTURAL TUBING
TV	TELEVISION
TOW	TOP OF WALL
TYP	TYPICAL (ITEMS TYPICAL UNLESS SHOWN OR NOTED OTHERWISE)
UON	UNLESS OTHERWISE NOTED
VCT	VINYL COMPOSITION TILE
VERT	VERTICAL
VGDF	VERTICAL GRAIN DOUGLAS FIR
VTR	VENT THRU ROOF
W	WEST
WC	WATER CLOSET
W.C.	WHEELCHAIR ACCESSIBLE
WD	WOOD
WF	WIDE FLANGE
WH	WATER HEATER
WP	WATERPROOF
WS	WOOD SCREW
WSCT	WAINSCOT
WWF	WELDED WIRE FABRIC
W/	WITH
W/O	WITHOUT

SYMBOLS

VIEW REFERENCES

- 1 / A101 — SIM — VIEW REFERENCE / SHEET REFERENCE
- 1 / A101 — SIM — DETAIL VIEW
- TYP. / 1 / A101 — SECTION VIEW
- 1 / A101 — SIM — ENLARGED VIEW
- 1A / A-101 / 1A — 1A — INTERIOR ELEVATION — VIEW REFERENCE / SHEET REFERENCE
- 99 / A1-100 — EXTERIOR ELEVATION

DRAFTING ITEMS

- DATUM - CONTROL POINT
- DIMENSION LINE AND TICK
- MATCHLINE - SEE: 1 / A101
- BREAK LINE
- 01.23.A — KEYNOTE
- Name / Elevation — PROJECT LEVEL MARKER
- 0 — COLUMN GRID MARKER
- CMNT # — REVISION CLOUD / REVISION TAG
- PROJECT NORTH — PROJECT NORTH ARROW

GENERAL NOTES

1. ALL WORK SHALL CONFORM TO 2022 TITLE 24 CALIFORNIA CODE OF REGULATIONS (CCR).
2. THE PROJECT MANUAL AND SPECIFICATIONS IN CONJUNCTION WITH THESE DRAWINGS AND REFERENCES SHALL FORM A PART OF THE CONTRACT AND SHALL BE REFERRED TO AS THE "DOCUMENTS." THE DOCUMENTS DEFINE THE WORK TO BE PERFORMED AS AGREED TO IN THE CONTRACT
3. CHANGES TO APPROVED DRAWINGS AND SPECIFICATIONS SHALL BE MADE BY AN ADDENDUM OR A CONSTRUCTION CHANGE DOCUMENT (CCD) APPROVED BY THE DIVISION OF THE STATE ARCHITECT AS REQUIRED BY SECTION 4-338, PART 1, T24 CCR.
4. APPARENT DISCREPANCIES ON DRAWINGS AND/OR SPECIFICATIONS SHALL BE REPORTED TO THE ARCHITECT BEFORE PROCEEDING WITH THE WORK.
5. ANY DIFFERENCE BETWEEN THE EXISTING CONSTRUCTION AS OBSERVED IN THE FIELD AND AS SHOWN ON THE DRAWING SHALL BE REPORTED TO THE ARCHITECT BEFORE PROCEEDING WITH THE WORK.
6. THE CONTRACTOR SHALL VERIFY ALL DIMENSIONS PRIOR TO STARTING WORK. THE ARCHITECT SHALL BE NOTIFIED OF ANY DISCREPANCIES OR INCONSISTENCIES. THE CONTRACTOR IS RESPONSIBLE FOR CHECKING AND COORDINATING DIMENSIONS.
7. IT SHALL BE THE RESPONSIBILITY OF THE GENERAL CONTRACTOR TO ENSURE THAT ALL APPLICABLE SAFETY LAWS ARE STRICTLY ENFORCED AND TO MAINTAIN A SAFE CONSTRUCTION PROJECT.
8. IT SHALL BE THE RESPONSIBILITY OF THE GENERAL CONTRACTOR TO PROVIDE SUPERVISION OF THE CONSTRUCTION WORK TO ENSURE THAT IT IS BUILT IN CONFORMANCE WITH THE APPROVED PLANS AND SPECIFICATIONS. THE ARCHITECT WILL PROVIDE ONLY PERIODIC OBSERVATION OF THE WORK. SEE NOTE 4 FOR DSA INSPECTION REQUIREMENTS.
9. ANY DAMAGE DONE TO THE EXISTING CONSTRUCTION DURING THE COURSE OF THIS WORK SHALL BE REPLACED BY THE CONTRACTOR AT THE CONTRACTOR'S EXPENSE WITH NO ADDITIONAL COST TO THE OWNER.
10. THE INTENT OF THESE DRAWINGS AND SPECIFICATIONS IS THAT THE WORK OF THE ALTERATION, REHABILITATION OR RECONSTRUCTION IS TO BE IN ACCORDANCE WITH TITLE 24, CALIFORNIA CODE OF REGULATIONS. SHOULD ANY EXISTING CONDITIONS SUCH AS DETERIORATION OR NON-COMPLYING CONSTRUCTION BE DISCOVERED WHICH IS NOT COVERED BY THE CONTRACT DOCUMENTS WHEREIN THE FINISHED WORK WILL NOT COMPLY WITH TITLE 24, CALIFORNIA CODE OF REGULATIONS, A CONSTRUCTION CHANGE DOCUMENT, OR A SEPARATE SET OF PLANS AND SPECIFICATIONS, DETAILING AND SPECIFYING THE REQUIRED WORK SHALL BE SUBMITTED TO AND APPROVED BY THE ARCHITECT BEFORE PROCEEDING WITH THE WORK.
11. IT SHALL BE THE RESPONSIBILITY OF THE GENERAL CONTRACTOR TO COMPLY WITH CFC CHAPTER 33 - FIRE SAFETY DURING CONSTRUCTION AND DEMOLITION.
12. DO NOT SCALE DRAWINGS. DIMENSIONS SHOWN SHALL TAKE PRECEDENCE OVER DRAWING SCALE. WHENEVER DSA FINDS ANY CONSTRUCTION WORK IS BEING PERFORMED IN A MANNER CONTRARY TO THE PROVISIONS OF THE CALIFORNIA BUILDING CODE AND THAT WOULD COMPROMISE THE STRUCTURAL INTEGRITY OF THE BUILDING, THE DEPARTMENT OF GENERAL SERVICES, STATE OF CALIFORNIA, IS AUTHORIZED TO ISSUE A STOP WORK ORDER PER SECTION 4-334.1 CALIFORNIA ADMINISTRATIVE CODE (PART 1, TITLE 24, CCR).
13. TITLE 24 PARTS 1-5 AND 9 MUST BE KEPT ON SITE DURING CONSTRUCTION
14. ALL STRUCTURAL, ARCHITECTURAL, MECHANICAL, ELECTRICAL, AND PLUMBING MATERIALS INSTALLATION TO COMPLY WITH APPLICABLE CODES, STANDARDS, AND MANUFACTURER'S RECOMMENDATIONS.
15. AT LOW WALLS ON STAIRS, RAMPS, AND BALCONIES, PAINT BOTH SIDES OF THE WALL.
16. AT WALLS IN THE AREA OF WORK WHERE THE WALL IS EXPOSED ON BOTH SIDES, PAINT BOTH SIDES OF THE WALL.
17. FOR LOCATION OF NEW WALL MURALS, SEE FLOOR PLANS FOR EACH AREA OF WORK.
18. ALL EXISTING WOOD HANDRAILS INSIDE THE INTERIOR AREA OF WORK ARE TO BE STAINED.
19. AS PART OF PREPARATION WORK, REPAIR DAMAGED CORNERS AT EXISTING LOW WALLS WITH PLASTER FINISH.

PROJECT DESCRIPTION

THE PROPOSED PROJECT CONSISTS OF PAINTING INTERIOR AREAS OF THE BUILDING. THE LOCATIONS INCLUDE THE FOLLOWING:

ZONE 1
- ENTRY LOBBY AND LOCKERS
- CAFETERIA AREA AND HALLWAYS
- OPEN AREA HALLWAYS

ZONE 2
- FACULTY DINING 2ND FLOOR
- WRESTLING ROOM
- LOBBY 800
- CORRIDOR 906

ZONE 3
- SCIENCE AREA HALLWAYS
- LECTURE HALL HALLWAYS
- CLASSROOM 7 AND PREP 1012
- CLASSROOM 1003

ZONE 4
- LOBBY 750 HALLWAYS

ZONE 5
- ADMINISTRATION OFFICES 2ND FLOOR
- CORRIDOR 306

DEFERRED SUBMITTALS

NONE.

APPLICABLE CODES AND STANDARDS

PARTIAL LIST OF APPLICABLE CODES:

ALL PARTS OF THE TITLE 24 CODE SHOWN BELOW HAVE AN EFFECTIVE DATE OF **JUL. 1, 2024**
EXCEPT:
- CALIFORNIA ADMINISTRATIVE CODE - EFFECTIVE **APR. 6, 2025**

CALIFORNIA CODE OF REGULATIONS, TITLE 24

2025 CALIFORNIA ADMINISTRATIVE CODE [CAC] (CCR, TITLE 24, PART 1)
2025 CALIFORNIA BUILDING CODE [CBC] (CCR, TITLE 24, PART 2) (INTERNATIONAL BUILDING CODE, VOL. 1 & 2, WITH AMENDMENTS)
2025 CALIFORNIA ELECTRICAL CODE [CEC] (CCR, TITLE 24, PART 3) (NATIONAL ELECTRICAL CODE WITH AMENDMENTS)
2025 CALIFORNIA MECHANICAL CODE [CMC] (CCR, TITLE 24, PART 4) (IAPMO UNIFORM MECHANICAL CODE WITH AMENDMENTS)
2025 CALIFORNIA PLUMBING CODE [CPC] (CCR, TITLE 24, PART 5) (IAPMO UNIFORM MECHANICAL CODE WITH AMENDMENTS)
2025 CALIFORNIA ENERGY CODE [CEC] (CCR, TITLE 24, PART 6)
2025 CALIFORNIA FIRE CODE [CFC] (CCR, TITLE 24, PART 9) (INTERNATIONAL FIRE CODE WITH AMENDMENTS)
2025 CALIFORNIA GREEN BUILDING STANDARDS CODE [CALGREEN] (CCR, TITLE 24, PART 11)
2025 CALIFORNIA REFERENCED STANDARDS CODE (CCR, TITLE 24, PART 12)

APPLICABLE NFPA STANDARDS, AS AMMENDED BY CHAPTER 35 OF THE CBC.

1. NFPA 13 - STANDARD FOR THE INSTALLATION OF SPRINKLER SYSTEMS
2. NFPA 14 - STANDPIPE AND HOSE SYSTEMS
3. NFPA 24 - STANDARD FOR THE INSTALLATION OF PRIVATE SERVICE MAINS AND THEIR APPURTENANCES (AS AMMENDED)
4. NFPA 25 - INSPECTION, TESTING, AND MAINTENANCE OF WATER-BASED FIRE PROTECTIONS SYSTEMS
5. NFPA 30 - FLAMMABLE AND COMBUSTIBLE LIQUID CODE
6. NFPA 72 - NATIONAL FIRE ALARM AND SIGNALING CODE
7. NFPA 110 - EMERGENCY AND STANDBY POWER SYSTEMS
8. NFPA 10-21 - STANDARD FOR PORTABLE FIRE EXTINGUISHERS
9. NFPA 12-15 - STANDARD ON CARBON DIOXIDE EXTINGUISHING SYSTEMS
10. NFPA 12A-18 - STANDARD ON HALON 1301 FIRE EXTINGUISHING SYSTEMS
11. NFPA 17-21 - STANDARD FOR DRY CHEMICAL EXTINGUISHING SYSTEMS
12. NFPA 17A-21 - STANDARD FOR WET CHEMICAL EXTINGUISHING SYSTEMS
13. NFPA 20-19 - STANDARD FOR THE INSTALLATION OF STATIONARY PUMPS FOR FIRE PROTECTION
14. NFPA 80-19 - STANDARD FOR FIRE DOORS AND OTHER OPENING PROTECTIVES

APPLICABLE UL / ICC STANDARDS

1. UL 300-2005(R2010) - STANDARD FOR FIRE TESTING OF FIRE EXTINGUISHING SYSTEMS FOR PROTECTION OF COMMERCIAL COOKING EQUIPMENT
2. UL 464-03 - AUDIBLE SIGNALING DEVICES FOR FIRE ALARM AND SIGNALING SYSTEMS, INCLUDING ACCESSORIES
3. UL 521-99 - STANDARD FOR HEAT DETECTORS FOR FIRE PROTECTIVE SIGNALING SYSTEMS
4. UL 1971-2002(R2010) - STANDARD FOR SIGNALING DEVICES FOR THE HEARING IMPAIRED
5. ICC 300-17 - STANDARD FOR BLEACHERS, FOLDING AND TELESCOPIC SEATING, AND GRANDSTANDS

ADDITIONAL APPLICABLE STANDARDS

1. 2010 AMERICANS WITH DISABILITIES ACT - STANDARDS FOR ACCESSIBLE DESIGN
2. ASME A17.1/CSA B44-13 SAFETY CODE FOR ELEVATORS AND ESCALATORS *PER 2022 CBC PART 2 CH 35) - CAL/OSHA ELEVATOR UNIT ENFORCES CCR TITLE 8 AND USES THE 2004 ASME A17.1 BY ADOPTION*
3. OFFICE OF THE STATE FIRE MARSHAL REGULATIONS - CALIFORNIA CODE OF REGULATIONS, TITLE 19
4. CALIFORNIA OCCUPATIONAL SAFETY & HEALTH ADMINISTRATION - CAL-OSHA
5. OCCUPATIONAL SAFETY & HEALTH ADMINISTRATION - OSHA

SHEET INDEX

SHEET #	SHEET NAME	REV #	DATE
1. OVERALL GENERAL INFORMATION			
G-001	TITLE SHEET		
GENERAL SHEETS TOTAL: 1			
4. ARCHITECTURAL DRAWINGS			
A-102	ENLARGED FLOOR PLAN - AREA OF WORK		
A-201	FLOOR PLAN - ENTRY LOBBY & LOCKERS		
A-201.1	FLOOR PLAN - CAFETERIA & HALLWAY		
A-201.2	FLOOR PLAN - ADMIN. & CORRIDOR 306		
A-203	FLOOR PLAN - HALLWAYS		
A-204	FLOOR PLAN - FACULTY DINING & WRESTLING		
A-205	FLOOR PLAN - LOBBY 750		
A-206	FLOOR PLAN - SCIENCE HALLWAYS		
A-207	FLOOR PLAN - LECTURE HALL HALLWAYS		
A-401	BUILDING SECTIONS (FOR REFERENCE ONLY)		
A-602	INTERIOR ELEVATIONS		
A-603	INTERIOR ELEVATIONS		
A-604	INTERIOR ELEVATION WALL MURALS		
ARCHITECTURAL SHEETS TOTAL: 13			
OVERALL SHEET TOTAL: 14			

VICINITY MAP

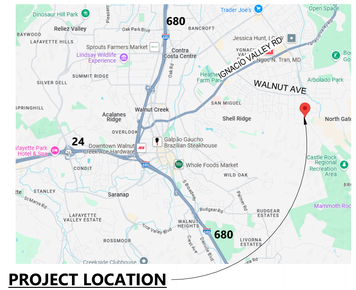

PROJECT LOCATION
NORTHGATE HIGH SCHOOL

991 W. HEDDING STREET, SUITE 101
SAN JOSE, CA 95126
TEL (408) 715-4470

ARCHITECT STAMP | CONSULTANT STAMP

REVISIONS

NO.	DATE	DESCRIPTION

ORIGINAL ISSUE DATE: MAY 2, 2025

THE ARCHITECT DOES NOT REPRESENT THAT THESE PLANS OR THE SPECIFICATIONS ARE SUITABLE FOR ANY SITE OTHER THAN THE ONE FOR WHICH THEY WERE SPECIFICALLY PREPARED. THE ARCHITECT DISCLAIMS RESPONSIBILITY FOR THESE PLANS AND SPECIFICATIONS IF THEY ARE USED IN WHOLE OR IN PART AT ANY OTHER SITE. WRITTEN DIMENSIONS ON THESE DRAWINGS SHALL HAVE PRECEDENCE OVER SCALED DIMENSIONS.

PROJECT OWNER & TITLE
MT DIABLO UNIFIED SCHOOL DISTRICT

NORTHGATE HIGH SCHOOL
INTERIOR PAINTING

425 Castle Rock RD
Walnut Creek, CA 94598

SHEET TITLE
TITLE SHEET

SHEET ISSUE DATE: 05/06/25

DRAWN BY: HV | JOB NUMBER: 25123

SHEET NO.
G-001

CONSTRUCTION DOCUMENTS

DATE PLOTTED: 5/6/2025 4:58:36 PM FILE LOCATION: C:\Users\hvilchez\Documents\25123.00_MDUSD_Northgate Interior Painting_A24_hvilchez3FAVH.rvt

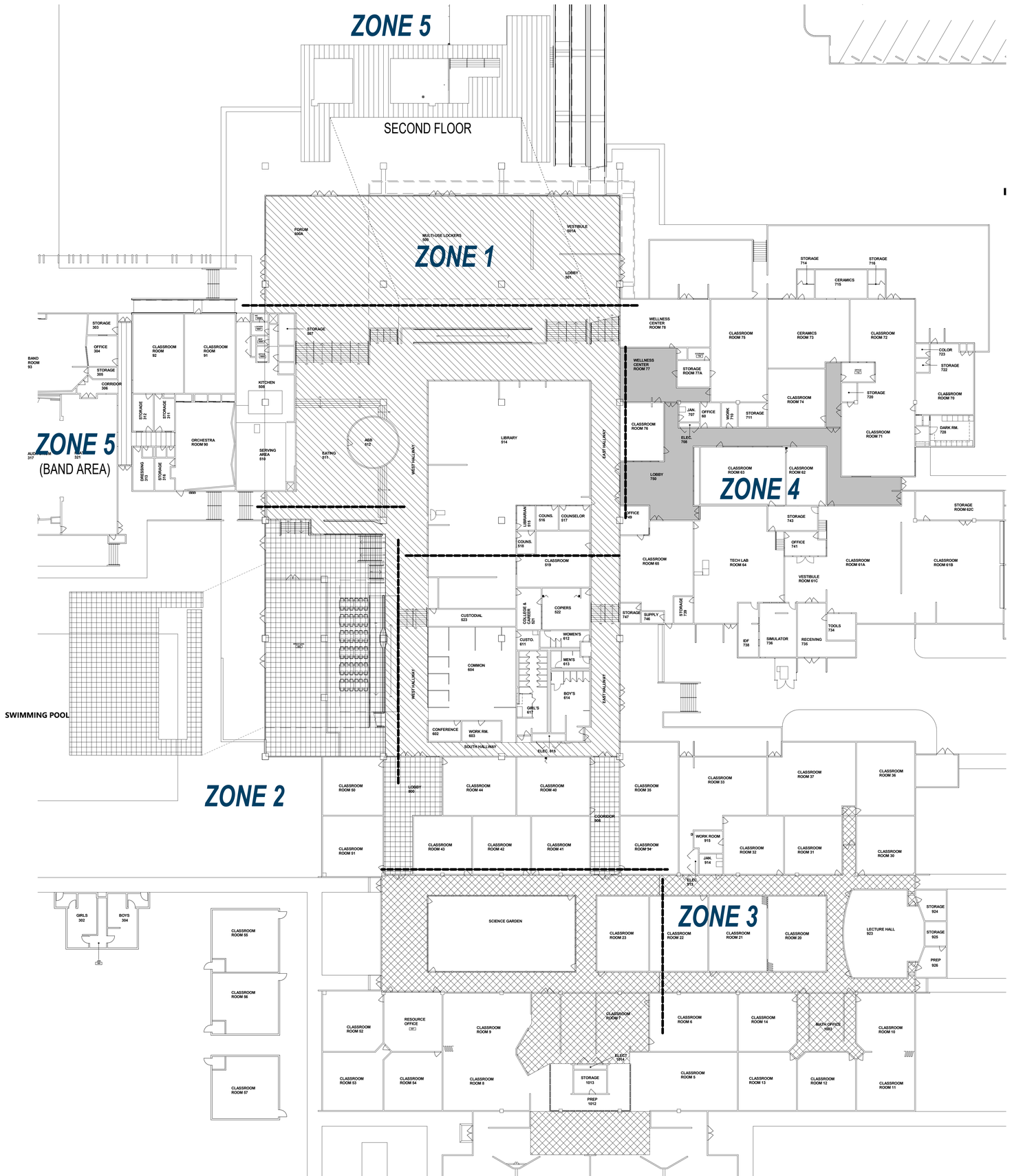

ENLARGED SITE PLAN | 1" = 20'-0" | 1

KEYNOTES

LEGEND

- ZONE 1
- ZONE 2
- ZONE 3
- ZONE 4
- ZONE 5

SCOPE OF WORK ZONES

196

991 W. HEDDING STREET, SUITE 101
SAN JOSE, CA 95126
TEL (408) 715-4470

ARCHITECT STAMP	CONSULTANT STAMP

REVISIONS
ORIGINAL ISSUE DATE: MAY 2, 2025

NO.	DATE	DESCRIPTION

THE ARCHITECT DOES NOT REPRESENT THAT THESE PLANS OR THE SPECIFICATIONS ARE SUITABLE FOR ANY SITE OTHER THAN THE ONE FOR WHICH THEY WERE SPECIFICALLY PREPARED. THE ARCHITECT DISCLAIMS RESPONSIBILITY FOR THESE PLANS AND SPECIFICATIONS IF THEY ARE USED IN WHOLE OR IN PART AT ANY OTHER SITE. WRITTEN DIMENSIONS ON THESE DRAWINGS SHALL HAVE PRECEDENCE OVER SCALED DIMENSIONS.

PROJECT OWNER & TITLE
MT DIABLO UNIFIED SCHOOL DISTRICT

NORTHGATE HIGH SCHOOL INTERIOR PAINTING

425 Castle Rock RD
Walnut Creek, CA 94598

SHEET TITLE
ENLARGED FLOOR PLAN - AREA OF WORK

SHEET ISSUE DATE: 05/02/25

DRAWN BY: HV | JOB NUMBER: 25123

SHEET NO.
A-102

CONSTRUCTION DOCUMENTS

DATE PLOTTED: 5/6/2025 4:58:31 PM FILE LOCATION: C:\Users\hvilcher2\Documents\25123.00_MDUSD_Northgate Interior Painting_A24_hvilcher23FAVH.rvt



A



B



C



D



NOTE: AT ELEVATOR HALLWAY, PAINT EXISTING STEEL BEAMS.

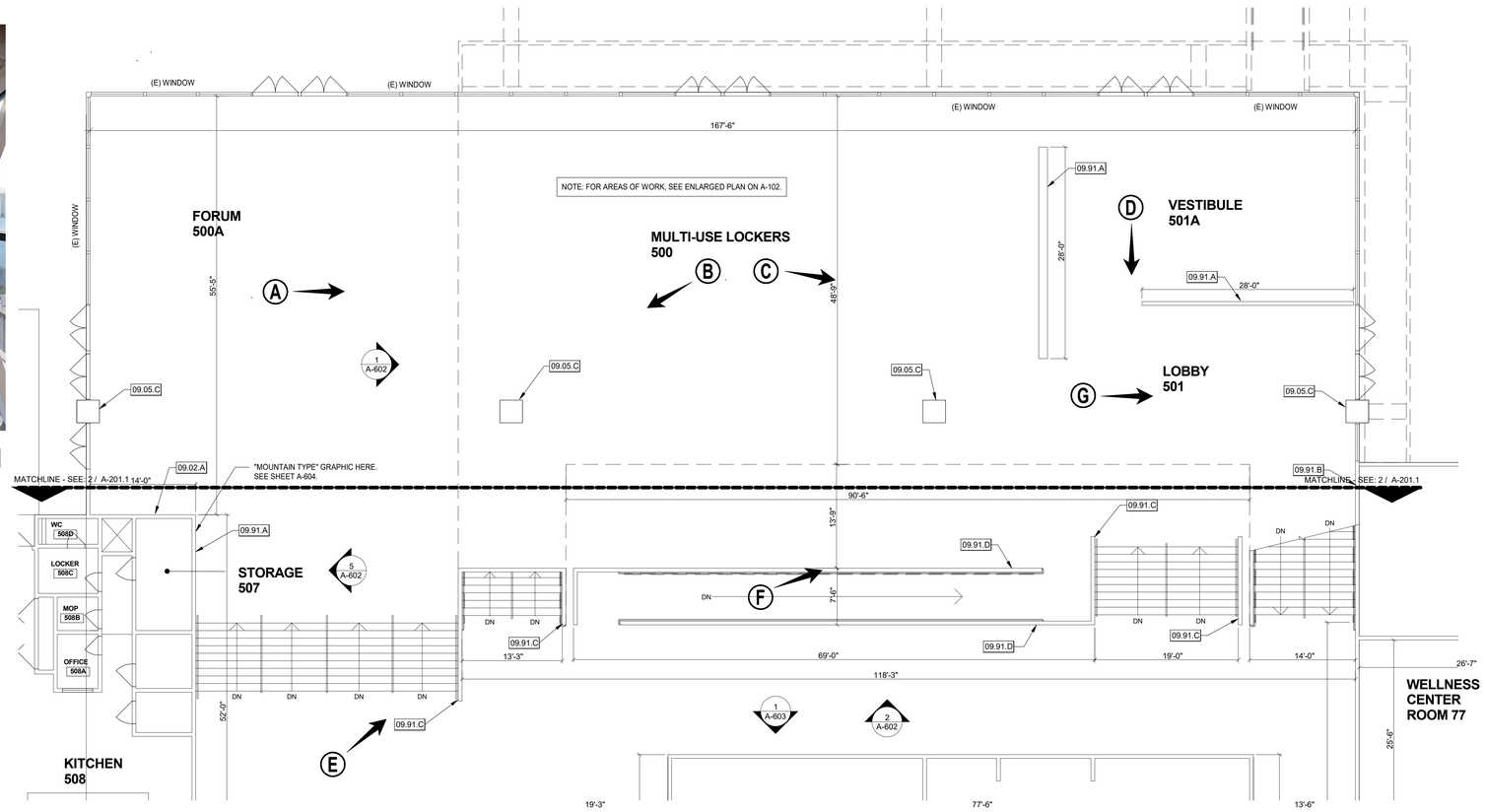



E



F



G

PROJECT NORTH

1/8" = 1'

KEYNOTES

09.02.A	(E) MURAL TO REMAIN, PROTECT WITH A COVERING DURING WORK.
09.05.C	PAINT (E) COLUMN, TYPICAL AT INTERIOR AREAS OF WORK.
09.91.A	PAINT (E) WALL.
09.91.B	PAINT (E) UPPER WALL.
09.91.C	PAINT EXISTING LOW WALL AT STAIR.
09.91.D	PAINT EXISTING LOW WALL AT RAMP.

FLOOR PLAN GENERAL NOTES

1. ALL DIMENSIONS ARE FROM FACE OF FINISH TO FACE OF FINISH, OR CENTERLINE OF COLUMN.

LEGEND - FLOOR PLAN

ROOM NAME — ROOM NAME
101 — ROOM NUMBER
150 SF — ROOM AREA
A6 — WALL TYPE TAG
101AA — DOOR TYPE TAG
A — WINDOW TYPE TAG
A / 1200 — EQUIPMENT SCHEDULE / EQUIPMENT MARK
TYP. (#)
RM — SIGNAGE TAG

PAINT COLOR LEGEND

KEY	COLOR	REMARKS
1	COLOR 1	SW 7676 - PAPER LANTERN
2	COLOR 2	SW 6240 - WINDY BLUE
3	COLOR 3	SW 6657 - AMBER WAVE
4	COLOR 4	SW 6904 - GUSTO GOLD
5	COLOR 5	SW6601 - TANAGER
6	COLOR 6	SW 6804 - DIGNITY BLUE
7	COLOR 7	SW 6257 - GIBRALTOR
8	STAIN 1	WOOD STAIN

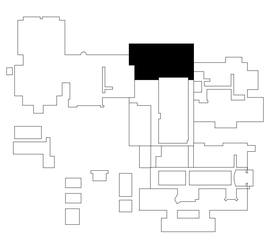

KEYPLAN

196
991 W. HEDDING STREET, SUITE 101
SAN JOSE, CA 95126
TEL (408) 715-4470

ARCHITECT STAMP | CONSULTANT STAMP

REVISIONS
A

NO.	DATE	DESCRIPTION

ORIGINAL ISSUE DATE: MAY 2, 2025

THE ARCHITECT DOES NOT REPRESENT THAT THESE PLANS OR THE SPECIFICATIONS ARE SUITABLE FOR ANY SITE OTHER THAN THE ONE FOR WHICH THEY WERE SPECIFICALLY PREPARED. THE ARCHITECT DISCLAIMS RESPONSIBILITY FOR THESE PLANS AND SPECIFICATIONS IF THEY ARE USED IN WHOLE OR IN PART AT ANY OTHER SITE. WRITTEN DIMENSIONS ON THESE DRAWINGS SHALL HAVE PRECEDENCE OVER SCALED DIMENSIONS.

PROJECT OWNER & TITLE
MT DIABLO UNIFIED SCHOOL DISTRICT

NORTHGATE HIGH SCHOOL INTERIOR PAINTING

425 Castle Rock RD
Walnut Creek, CA 94598

SHEET TITLE
FLOOR PLAN - ENTRY LOBBY & LOCKERS

SHEET ISSUE DATE: 05/02/25

DRAWN BY: HV | JOB NUMBER: 25123

SHEET NO.
A-201

CONSTRUCTION DOCUMENTS

FLOOR PLAN - ENTRY LOBBY & LOCKERS | 1/8" = 1'-0" | 1

DATE PLOTTED: 5/6/2025 4:58:31 PM FILE LOCATION: C:\Users\hvilchez\Documents\25123.00_MDUSD_Northgate Interior Painting_A24_hvilchez3FAVH.rvt



A



B



C



D

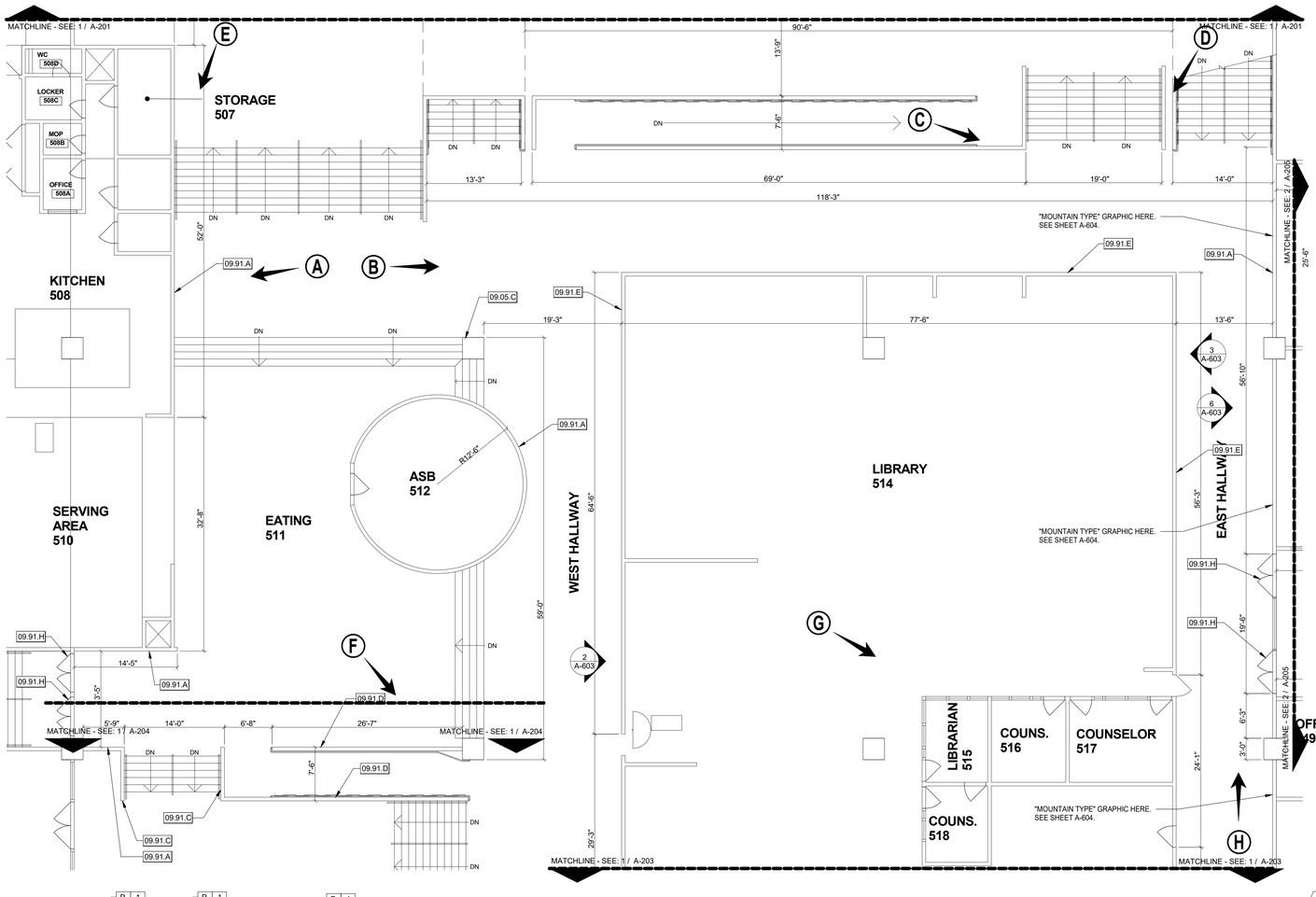



E



F



G



H

KEYNOTES

09.05.C	PAINT (E) COLUMN, TYPICAL AT INTERIOR AREAS OF WORK.
09.91.A	PAINT (E) WALL.
09.91.C	PAINT EXISTING LOW WALL AT STAIR.
09.91.D	PAINT EXISTING LOW WALL AT RAMP.
09.91.E	PAINT EXISTING LOW WALL.
09.91.H	PAINT EXISTING DOOR FRAME.

FLOOR PLAN GENERAL NOTES

1. ALL DIMENSIONS ARE FROM FACE OF FINISH TO FACE OF FINISH, OR CENTERLINE OF COLUMN.

LEGEND - FLOOR PLAN

ROOM NAME — ROOM NAME
101 — ROOM NUMBER
150 SF — ROOM AREA
A6 — WALL TYPE TAG
101AA — DOOR TYPE TAG
A — WINDOW TYPE TAG
A 1200 TYP. (#) — EQUIPMENT SCHEDULE / EQUIPMENT MARK
RM — SIGNAGE TAG

PAINT COLOR LEGEND

KEY	COLOR	REMARKS
1	COLOR 1	SW 7676 - PAPER LANTERN
2	COLOR 2	SW 6240 - WINDY BLUE
3	COLOR 3	SW 6657 - AMBER WAVE
4	COLOR 4	SW 6904 - GUSTO GOLD
5	COLOR 5	SW6601 - TANAGER
6	COLOR 6	SW 6804 - DIGNITY BLUE
7	COLOR 7	SW 6257 - GIBRALTOR
8	STAIN 1	WOOD STAIN

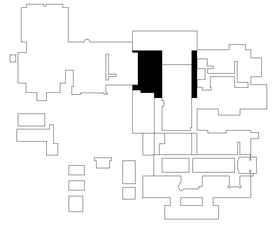

KEYPLAN

PROJECT NORTH

1/8" = 1'

0 4' 8' 16'

FLOOR PLAN - CAFETERIA AREA & HALLWAYS — 1/8" = 1'-0" — 2

196

991 W. HEDDING STREET, SUITE 101
SAN JOSE, CA 95126
TEL (408) 715-4470

ARCHITECT STAMP | CONSULTANT STAMP

REVISIONS
ORIGINAL ISSUE DATE: MAY 2, 2025

NO.	DATE	DESCRIPTION

THE ARCHITECT DOES NOT REPRESENT THAT THESE PLANS OR THE SPECIFICATIONS ARE SUITABLE FOR ANY SITE OTHER THAN THE ONE FOR WHICH THEY WERE SPECIFICALLY PREPARED. THE ARCHITECT DISCLAIMS RESPONSIBILITY FOR THESE PLANS AND SPECIFICATIONS IF THEY ARE USED IN WHOLE OR IN PART AT ANY OTHER SITE. WRITTEN DIMENSIONS ON THESE DRAWINGS SHALL HAVE PRECEDENCE OVER SCALED DIMENSIONS.

PROJECT OWNER & TITLE
MT DIABLO UNIFIED SCHOOL DISTRICT

NORTHGATE HIGH SCHOOL INTERIOR PAINTING

425 Castle Rock RD
Walnut Creek, CA 94598

SHEET TITLE
FLOOR PLAN - CAFETERIA & HALLWAY

SHEET ISSUE DATE: 05/02/25

DRAWN BY: HV | JOB NUMBER: 25123

SHEET NO.
A-201.1

CONSTRUCTION DOCUMENTS

DATE PLOTTED: 5/6/2025 4:58:32 PM FILE LOCATION: C:\Users\hvilchez\Documents\25123.00_MDUSD_Northgate Interior Painting_A24_hvilchez3FAVH.rvt



A



B



C



D

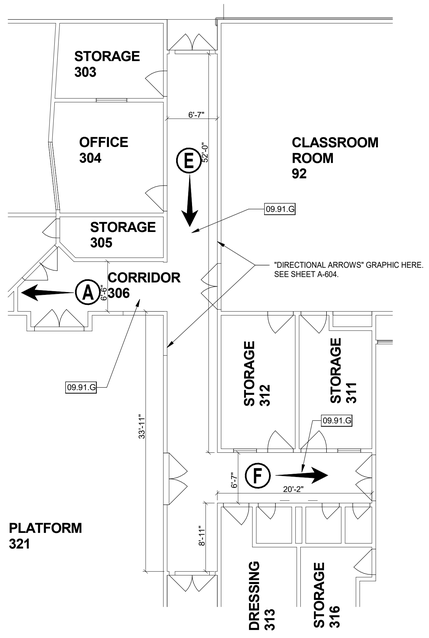

FLOOR PLAN - CORRIDOR 306

1/8" = 1'-0" | 1

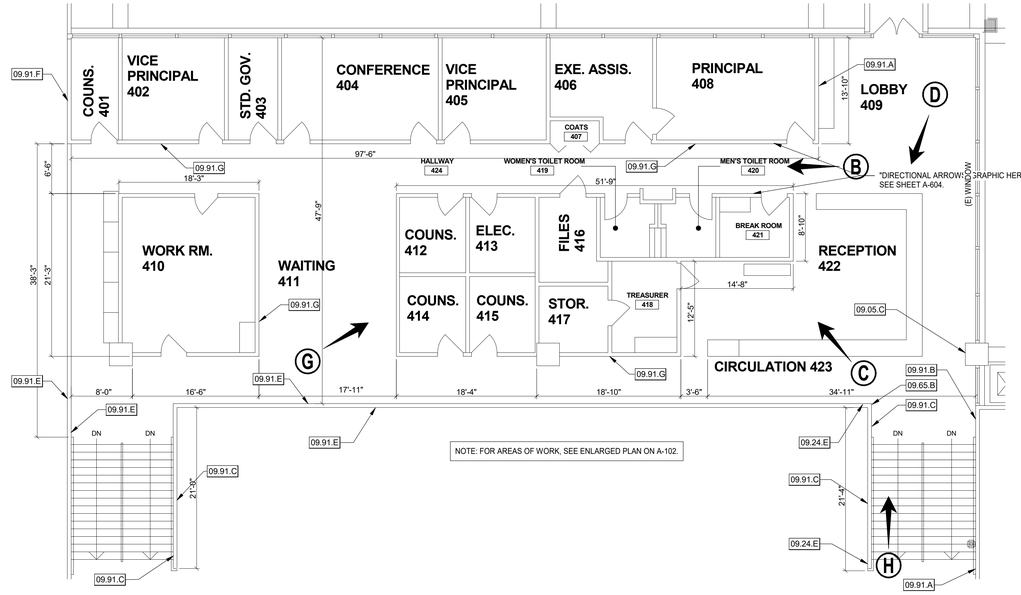

FLOOR PLAN - OFFICE

1/8" = 1'-0" | 2









PROJECT NORTH

1/8" = 1'
0 4' 8' 16'

KEYNOTES

09.05.C	PAINT (E) COLUMN, TYPICAL AT INTERIOR AREAS OF WORK.
09.24.E	REPAIR EXISTING DAMAGED EDGES AT INTERIOR WALL WITH CEMENT PLASTER FINISH.
09.65.B	REMOVE AND REPLACE DAMAGED 4" RUBBER WALL BASE.
09.91.A	PAINT (E) WALL.
09.91.B	PAINT (E) UPPER WALL.
09.91.C	PAINT EXISTING LOW WALL AT STAIR.
09.91.E	PAINT EXISTING LOW WALL.
09.91.F	PAINT EXISTING CEMENT PLASTER WALL.
09.91.G	PAINT ALL EXISTING HALLWAY WALLS ON THIS HALLWAY/LOBBY, INCLUDE ADJACENT COLUMNS AND TRIM.

FLOOR PLAN GENERAL NOTES

1. ALL DIMENSIONS ARE FROM FACE OF FINISH TO FACE OF FINISH, OR CENTERLINE OF COLUMN.

LEGEND - FLOOR PLAN

ROOM NAME — ROOM NAME
101 — ROOM NUMBER
150 SF — ROOM AREA
AB — WALL TYPE TAG
101AA — DOOR TYPE TAG
A — WINDOW TYPE TAG
A / 1200 — EQUIPMENT SCHEDULE / EQUIPMENT MARK
TYP. (#)
RM — SIGNAGE TAG

PAINT COLOR LEGEND

KEY	COLOR	REMARKS
1	COLOR 1	SW 7676 - PAPER LANTERN
2	COLOR 2	SW 6240 - WINDY BLUE
3	COLOR 3	SW 6657 - AMBER WAVE
4	COLOR 4	SW 6904 - GUSTO GOLD
5	COLOR 5	SW6601 - TANAGER
6	COLOR 6	SW 6804 - DIGNITY BLUE
7	COLOR 7	SW 6257 - GIBRALTOR
8	STAIN 1	WOOD STAIN

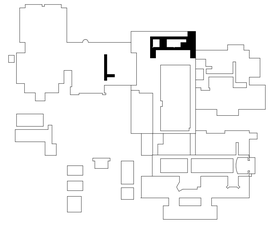

KEYPLAN

196
991 W. HEDDING STREET, SUITE 101
SAN JOSE, CA 95126
TEL (408) 715-4470

ARCHITECT STAMP | CONSULTANT STAMP

REVISIONS
ORIGINAL ISSUE DATE: MAY 2, 2025

NO.	DATE	DESCRIPTION

THE ARCHITECT DOES NOT REPRESENT THAT THESE PLANS OR THE SPECIFICATIONS ARE SUITABLE FOR ANY SITE OTHER THAN THE ONE FOR WHICH THEY WERE SPECIFICALLY PREPARED. THE ARCHITECT DISCLAIMS RESPONSIBILITY FOR THESE PLANS AND SPECIFICATIONS IF THEY ARE USED IN WHOLE OR IN PART AT ANY OTHER SITE. WRITTEN DIMENSIONS ON THESE DRAWINGS SHALL HAVE PRECEDENCE OVER SCALED DIMENSIONS.

PROJECT OWNER & TITLE
MT DIABLO UNIFIED SCHOOL DISTRICT

NORTHGATE HIGH SCHOOL INTERIOR PAINTING

425 Castle Rock RD
Walnut Creek, CA 94598

SHEET TITLE
FLOOR PLAN - ADMIN. & CORRIDOR 306

SHEET ISSUE DATE: 05/02/25

DRAWN BY: HV | JOB NUMBER: 25123

SHEET NO.
A-201.2

CONSTRUCTION DOCUMENTS

DATE PLOTTED: 5/6/2025 4:58:32 PM FILE LOCATION: C:\Users\hvichez\Documents\25123.00_MDUSD_Northgate Interior Painting_A24_hvichez2FAVH.rvt



A



B



C



D

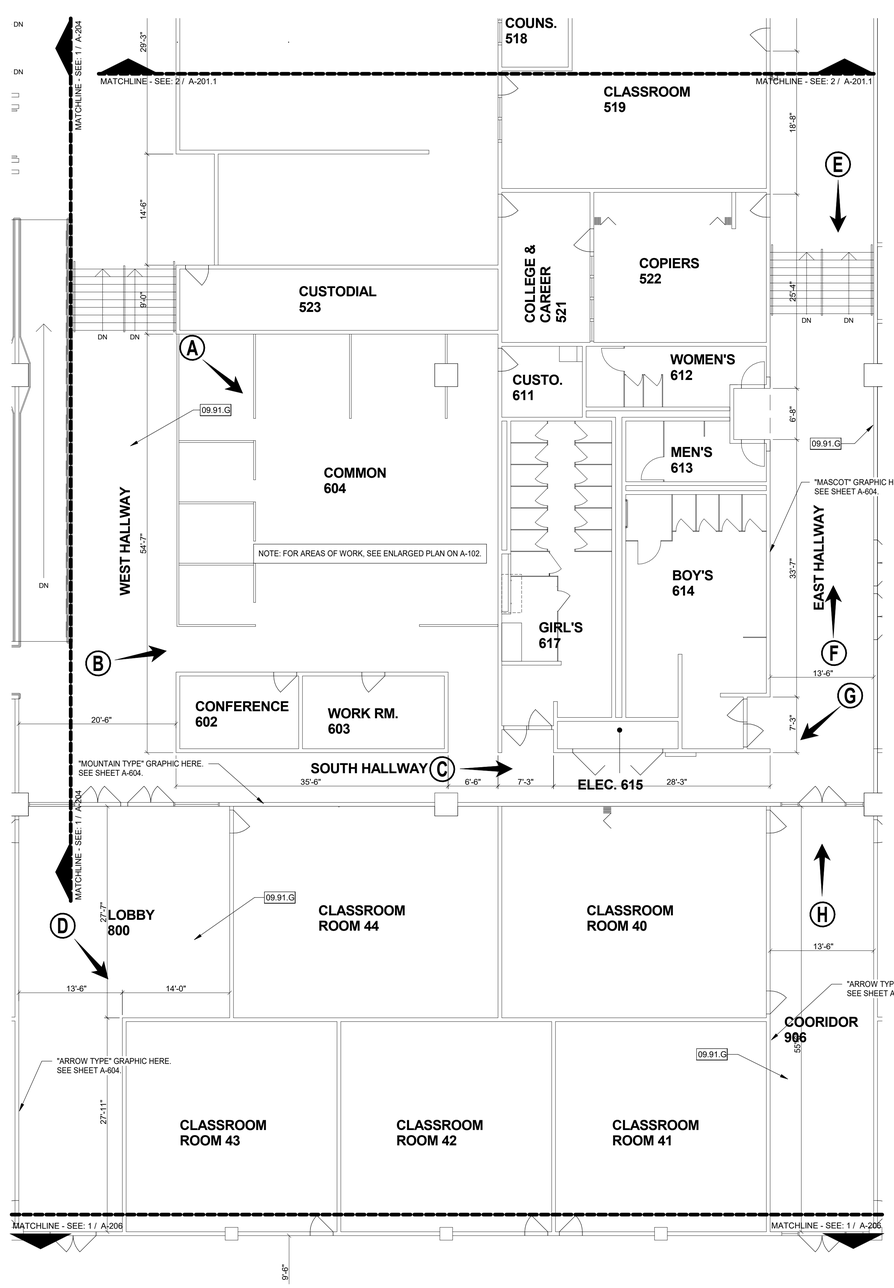



E



F



G



H

KEYNOTES

09.91.G PAINT ALL EXISTING HALLWAY WALLS ON THIS HALLWAY/LOBBY, INCLUDE ADJACENT COLUMNS AND TRIM.

FLOOR PLAN GENERAL NOTES

1. ALL DIMENSIONS ARE FROM FACE OF FINISH TO FACE OF FINISH, OR CENTERLINE OF COLUMN.

LEGEND - FLOOR PLAN

ROOM NAME — ROOM NAME
101 — ROOM NUMBER
150 SF — ROOM AREA
A6 — WALL TYPE TAG
101AA — DOOR TYPE TAG
A — WINDOW TYPE TAG
A / 1200 TYP. (#) — EQUIPMENT SCHEDULE / EQUIPMENT MARK
RM — SIGNAGE TAG

PAINT COLOR LEGEND

KEY	COLOR	REMARKS
1	COLOR 1	SW 7676 - PAPER LANTERN
2	COLOR 2	SW 6240 - WINDY BLUE
3	COLOR 3	SW 6657 - AMBER WAVE
4	COLOR 4	SW 6904 - GUSTO GOLD
5	COLOR 5	SW6601 - TANAGER
6	COLOR 6	SW 6804 - DIGNITY BLUE
7	COLOR 7	SW 6257 - GIBRALTOR
8	STAIN 1	WOOD STAIN

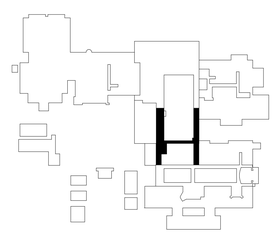

KEYPLAN

PROJECT NORTH

1/8" = 1'
0 4' 8' 16'

FLOOR PLAN - OPEN AREA HALLWAYS | 1/8" = 1'-0" | 1

196
991 W. HEDDING STREET, SUITE 101
SAN JOSE, CA 95126
TEL (408) 715-4470

ARCHITECT STAMP | CONSULTANT STAMP

REVISIONS
ORIGINAL ISSUE DATE: MAY 2, 2025

NO.	DATE	DESCRIPTION

THE ARCHITECT DOES NOT REPRESENT THAT THESE PLANS OR THE SPECIFICATIONS ARE SUITABLE FOR ANY SITE OTHER THAN THE ONE FOR WHICH THEY WERE SPECIFICALLY PREPARED. THE ARCHITECT DISCLAIMS RESPONSIBILITY FOR THESE PLANS AND SPECIFICATIONS IF THEY ARE USED IN WHOLE OR IN PART AT ANY OTHER SITE. WRITTEN DIMENSIONS ON THESE DRAWINGS SHALL HAVE PRECEDENCE OVER SCALED DIMENSIONS.

PROJECT OWNER & TITLE
MT DIABLO UNIFIED SCHOOL DISTRICT

NORTHGATE HIGH SCHOOL INTERIOR PAINTING

425 Castle Rock RD
Walnut Creek, CA 94598

SHEET TITLE
FLOOR PLAN - HALLWAYS

SHEET ISSUE DATE: 05/02/25

DRAWN BY: HV | JOB NUMBER: 25123

SHEET NO.
A-203

CONSTRUCTION DOCUMENTS

DATE PLOTTED: 5/6/2025 4:58:32 PM FILE LOCATION: C:\Users\hvilcher2\Documents\25123.00_MDUSD_Northgate Interior Painting_A24_hvilcher23FAVH.rvt



A



B



C

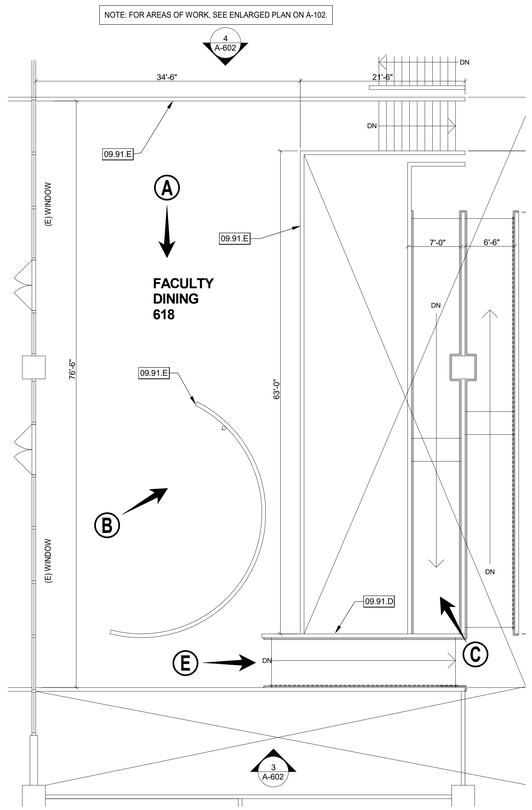

FLOOR PLAN - FACULTY DINING 2ND FL.

1/8" = 1'-0" | 2

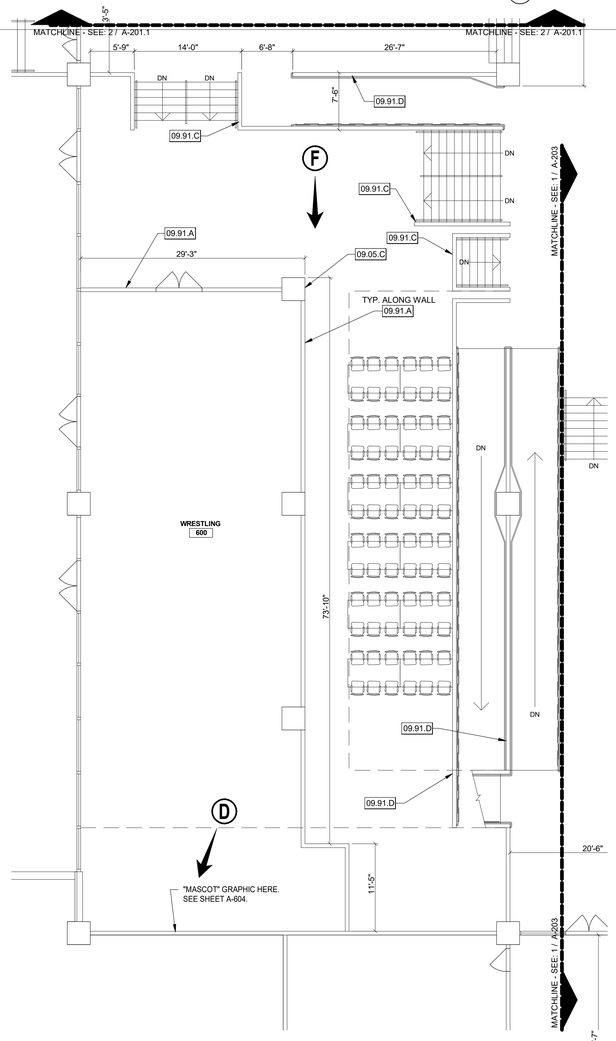

FLOOR PLAN - WRESTLING ROOM

1/8" = 1'-0" | 1



D



E



F

PROJECT NORTH

1/8" = 1'
0 4' 8' 16'

KEYNOTES

09.05.C	PAINT (E) COLUMN, TYPICAL AT INTERIOR AREAS OF WORK.
09.91.A	PAINT (E) WALL.
09.91.C	PAINT EXISTING LOW WALL AT STAIR.
09.91.D	PAINT EXISTING LOW WALL AT RAMP.
09.91.E	PAINT EXISTING LOW WALL.

FLOOR PLAN GENERAL NOTES

1. ALL DIMENSIONS ARE FROM FACE OF FINISH TO FACE OF FINISH, OR CENTERLINE OF COLUMN.

LEGEND - FLOOR PLAN

- ROOM NAME / 101 / 150 SF — ROOM NAME / ROOM NUMBER / ROOM AREA
- A6 — WALL TYPE TAG
- 101AA — DOOR TYPE TAG
- A — WINDOW TYPE TAG
- A / 1200 / TYP. (#) — EQUIPMENT SCHEDULE / EQUIPMENT MARK
- RM — SIGNAGE TAG

PAINT COLOR LEGEND

KEY	COLOR	REMARKS
1	COLOR 1	SW 7676 - PAPER LANTERN
2	COLOR 2	SW 6240 - WINDY BLUE
3	COLOR 3	SW 6657 - AMBER WAVE
4	COLOR 4	SW 6904 - GUSTO GOLD
5	COLOR 5	SW6601 - TANAGER
6	COLOR 6	SW 6804 - DIGNITY BLUE
7	COLOR 7	SW 6257 - GIBRALTOR
8	STAIN 1	WOOD STAIN

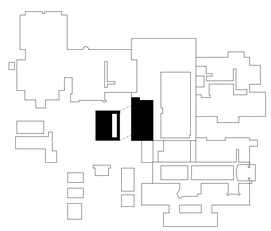

KEYPLAN

196
991 W. HEDDING STREET, SUITE 101
SAN JOSE, CA 95126
TEL (408) 715-4470

ARCHITECT STAMP | CONSULTANT STAMP

REVISIONS
1

NO.	DATE	DESCRIPTION

ORIGINAL ISSUE DATE: MAY 2, 2025

THE ARCHITECT DOES NOT REPRESENT THAT THESE PLANS OR THE SPECIFICATIONS ARE SUITABLE FOR ANY SITE OTHER THAN THE ONE FOR WHICH THEY WERE SPECIFICALLY PREPARED. THE ARCHITECT DISCLAIMS RESPONSIBILITY FOR THESE PLANS AND SPECIFICATIONS IF THEY ARE USED IN WHOLE OR IN PART AT ANY OTHER SITE. WRITTEN DIMENSIONS ON THESE DRAWINGS SHALL HAVE PRECEDENCE OVER SCALED DIMENSIONS.

PROJECT OWNER & TITLE
MT DIABLO UNIFIED SCHOOL DISTRICT

NORTHGATE HIGH SCHOOL INTERIOR PAINTING

425 Castle Rock RD
Walnut Creek, CA 94598

SHEET TITLE
FLOOR PLAN - FACULTY DINING & WRESTLING

SHEET ISSUE DATE: 05/02/25

DRAWN BY: HV | JOB NUMBER: 25123

SHEET NO.
A-204

CONSTRUCTION DOCUMENTS

DATE PLOTTED: 5/6/2025 4:58:33 PM FILE LOCATION: C:\Users\hvilchez\Documents\25123.00_MDUSD_Northgate Interior Painting_A24_hvilchez23FAVH.rvt



A



B



C



D

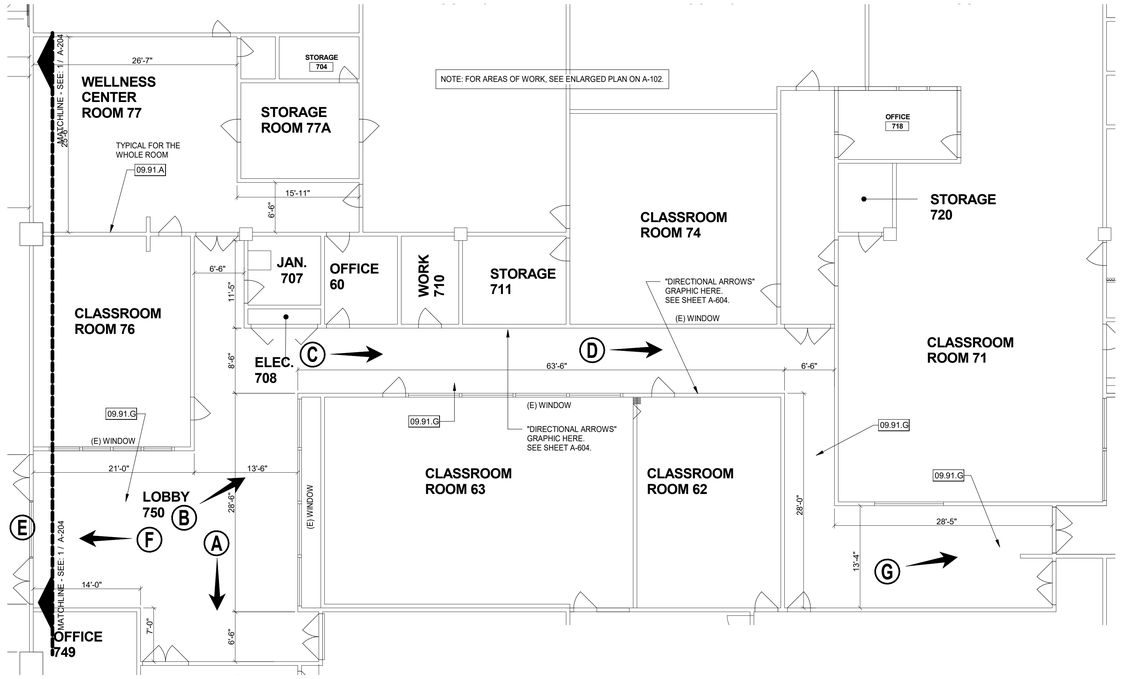



E



F



G

PROJECT NORTH

1/8" = 1'
0 4' 8' 16'

FLOOR PLAN - LOBBY 750 | 1/8" = 1'-0" | 2

KEYNOTES

09.91.A	PAINT (E) WALL.
09.91.G	PAINT ALL EXISTING HALLWAY WALLS ON THIS HALLWAY/LOBBY, INCLUDE ADJACENT COLUMNS AND TRIM.

FLOOR PLAN GENERAL NOTES

1. ALL DIMENSIONS ARE FROM FACE OF FINISH TO FACE OF FINISH, OR CENTERLINE OF COLUMN.

LEGEND - FLOOR PLAN

- ROOM NAME — ROOM NAME
- 101 — ROOM NUMBER
- 150 SF — ROOM AREA
- A6 — WALL TYPE TAG
- 101AA — DOOR TYPE TAG
- A — WINDOW TYPE TAG
- A / 12007 TYP. (#) — EQUIPMENT SCHEDULE / EQUIPMENT MARK
- RM — SIGNAGE TAG

PAINT COLOR LEGEND

KEY	COLOR	REMARKS
1	COLOR 1	SW 7676 - PAPER LANTERN
2	COLOR 2	SW 6240 - WINDY BLUE
3	COLOR 3	SW 6657 - AMBER WAVE
4	COLOR 4	SW 6904 - GUSTO GOLD
5	COLOR 5	SW6601 - TANAGER
6	COLOR 6	SW 6804 - DIGNITY BLUE
7	COLOR 7	SW 6257 - GIBRALTOR
8	STAIN 1	WOOD STAIN

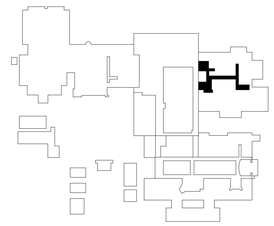

KEYPLAN

196

991 W. HEDDING STREET, SUITE 101
SAN JOSE, CA 95126
TEL (408) 715-4470

ARCHITECT STAMP | CONSULTANT STAMP

REVISIONS — ORIGINAL ISSUE DATE: MAY 2, 2025

NO.	DATE	DESCRIPTION

THE ARCHITECT DOES NOT REPRESENT THAT THESE PLANS OR THE SPECIFICATIONS ARE SUITABLE FOR ANY SITE OTHER THAN THE ONE FOR WHICH THEY WERE SPECIFICALLY PREPARED. THE ARCHITECT DISCLAIMS RESPONSIBILITY FOR THESE PLANS AND SPECIFICATIONS IF THEY ARE USED IN WHOLE OR IN PART AT ANY OTHER SITE. WRITTEN DIMENSIONS ON THESE DRAWINGS SHALL HAVE PRECEDENCE OVER SCALED DIMENSIONS.

PROJECT OWNER & TITLE
MT DIABLO UNIFIED SCHOOL DISTRICT

NORTHGATE HIGH SCHOOL INTERIOR PAINTING

425 Castle Rock RD
Walnut Creek, CA 94598

SHEET TITLE
FLOOR PLAN - LOBBY 750

SHEET ISSUE DATE: 05/02/25

DRAWN BY: HV — JOB NUMBER: 25123

SHEET NO.
A-205

CONSTRUCTION DOCUMENTS

DATE PLOTTED: 5/6/2025 4:58:33 PM FILE LOCATION: C:\Users\hvilchez\Documents\25123.00_MDUSD_Northgate Interior Painting_A24_hvilchez3FAVH.rvt



A



B



C



G

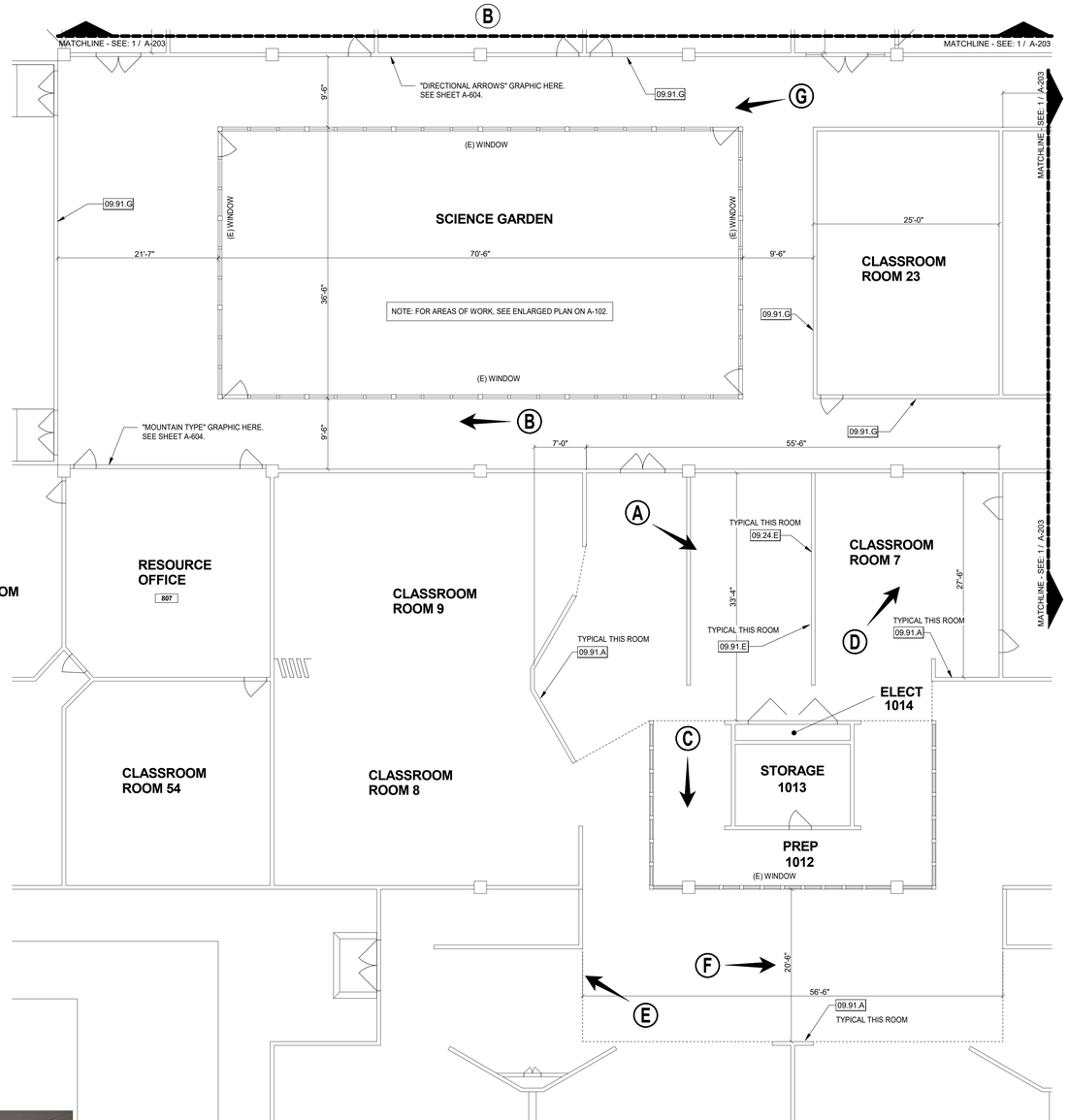



D



E



F

KEYNOTES

09.24.E	REPAIR EXISTING DAMAGED EDGES AT INTERIOR WALL WITH CEMENT PLASTER FINISH.
09.91.A	PAINT (E) WALL.
09.91.E	PAINT EXISTING LOW WALL.
09.91.G	PAINT ALL EXISTING HALLWAY WALLS ON THIS HALLWAY/LOBBY, INCLUDE ADJACENT COLUMNS AND TRIM.

FLOOR PLAN GENERAL NOTES

1. ALL DIMENSIONS ARE FROM FACE OF FINISH TO FACE OF FINISH, OR CENTERLINE OF COLUMN.

LEGEND - FLOOR PLAN

- ROOM NAME — ROOM NAME
- 101 — ROOM NUMBER
- 150 SF — ROOM AREA
- A6 — WALL TYPE TAG
- 101AA — DOOR TYPE TAG
- A — WINDOW TYPE TAG
- A / 1200 TYP. (#) — EQUIPMENT SCHEDULE / EQUIPMENT MARK
- RM — SIGNAGE TAG

PAINT COLOR LEGEND

KEY	COLOR	REMARKS
1	COLOR 1	SW 7676 - PAPER LANTERN
2	COLOR 2	SW 6240 - WINDY BLUE
3	COLOR 3	SW 6657 - AMBER WAVE
4	COLOR 4	SW 6904 - GUSTO GOLD
5	COLOR 5	SW6601 - TANAGER
6	COLOR 6	SW 6804 - DIGNITY BLUE
7	COLOR 7	SW 6257 - GIBRALTOR
8	STAIN 1	WOOD STAIN

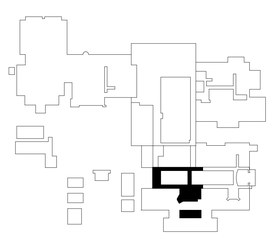

KEYPLAN

1/8" = 1'-0"

PROJECT NORTH

FLOOR PLAN -SCIENCE HALLWAYS | 1/8" = 1'-0" | 1

196

991 W. HEDDING STREET, SUITE 101
SAN JOSE, CA 95126
TEL (408) 715-4470

ARCHITECT STAMP | CONSULTANT STAMP

REVISIONS

ORIGINAL ISSUE DATE: MAY 2, 2025

NO.	DATE	DESCRIPTION

THE ARCHITECT DOES NOT REPRESENT THAT THESE PLANS OR THE SPECIFICATIONS ARE SUITABLE FOR ANY SITE OTHER THAN THE ONE FOR WHICH THEY WERE SPECIFICALLY PREPARED. THE ARCHITECT DISCLAIMS RESPONSIBILITY FOR THESE PLANS AND SPECIFICATIONS IF THEY ARE USED IN WHOLE OR IN PART AT ANY OTHER SITE. WRITTEN DIMENSIONS ON THESE DRAWINGS SHALL HAVE PRECEDENCE OVER SCALED DIMENSIONS.

PROJECT OWNER & TITLE
MT DIABLO UNIFIED SCHOOL DISTRICT

NORTHGATE HIGH SCHOOL INTERIOR PAINTING

425 Castle Rock RD
Walnut Creek, CA 94598

SHEET TITLE
FLOOR PLAN - SCIENCE HALLWAYS

SHEET ISSUE DATE: 05/02/25

DRAWN BY: HV | JOB NUMBER: 25123

SHEET NO.
A-206

CONSTRUCTION DOCUMENTS

DATE PLOTTED: 5/6/2025 4:58:34 PM FILE LOCATION: C:\Users\hvilchez\Documents\25123.00_MDUSD_Northgate Interior Painting_A24_hvilchez3FAVH.rvt



A



B



C



D



E

F

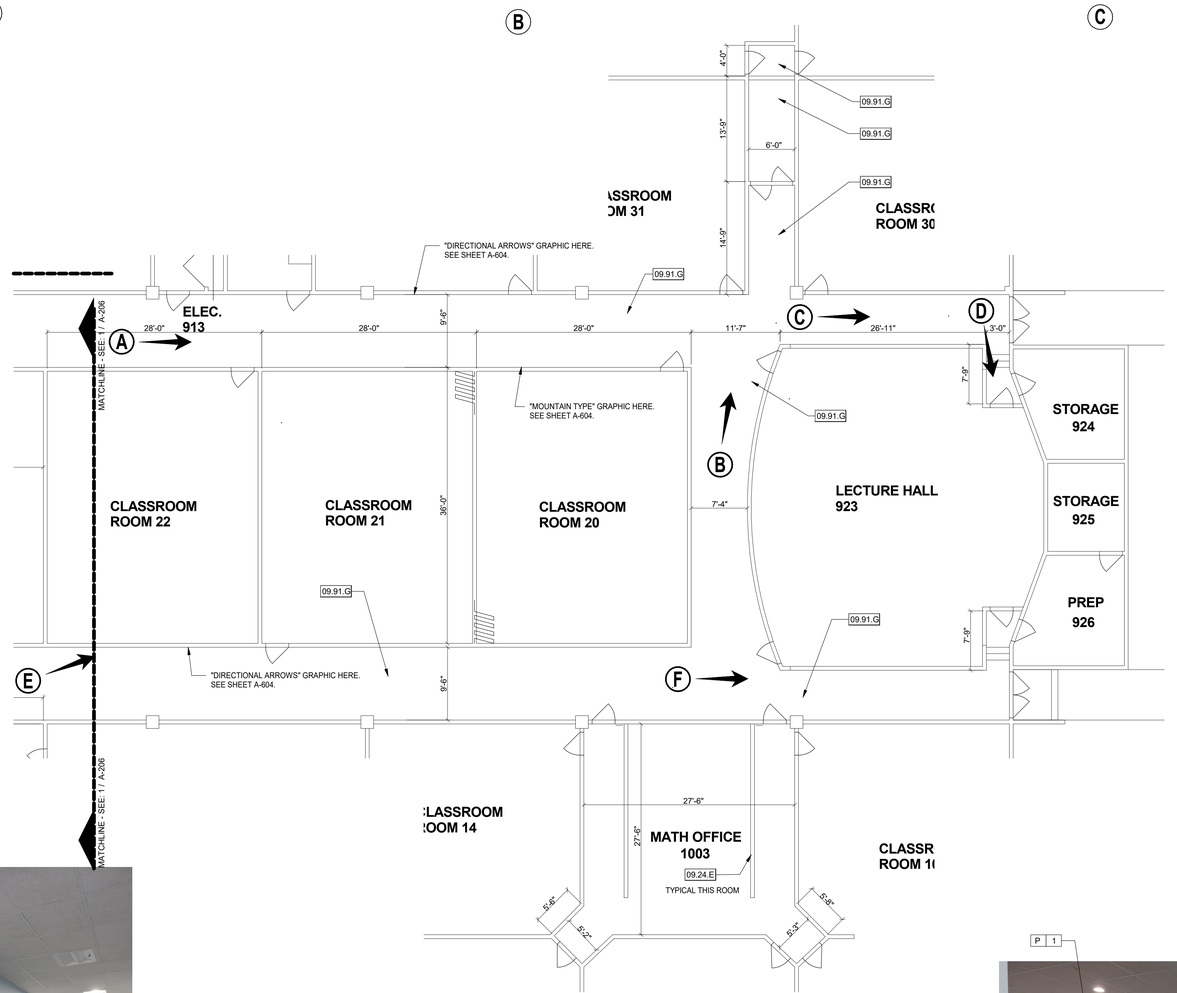

KEYNOTES

09.24.E	REPAIR EXISTING DAMAGED EDGES AT INTERIOR WALL WITH CEMENT PLASTER FINISH.
09.91.G	PAINT ALL EXISTING HALLWAY WALLS ON THIS HALLWAY/LOBBY, INCLUDE ADJACENT COLUMNS AND TRIM.

FLOOR PLAN GENERAL NOTES

1. ALL DIMENSIONS ARE FROM FACE OF FINISH TO FACE OF FINISH, OR CENTERLINE OF COLUMN.

LEGEND - FLOOR PLAN

ROOM NAME — ROOM NAME
101 — ROOM NUMBER
150 SF — ROOM AREA
A6 — WALL TYPE TAG
101AA — DOOR TYPE TAG
A — WINDOW TYPE TAG
A / 1200 — EQUIPMENT SCHEDULE / EQUIPMENT MARK
TYP. (#)
RM — SIGNAGE TAG

PAINT COLOR LEGEND

KEY	COLOR	REMARKS
1	COLOR 1	SW 7676 - PAPER LANTERN
2	COLOR 2	SW 6240 - WINDY BLUE
3	COLOR 3	SW 6657 - AMBER WAVE
4	COLOR 4	SW 6904 - GUSTO GOLD
5	COLOR 5	SW6601 - TANAGER
6	COLOR 6	SW 6804 - DIGNITY BLUE
7	COLOR 7	SW 6257 - GIBRALTOR
8	STAIN 1	WOOD STAIN

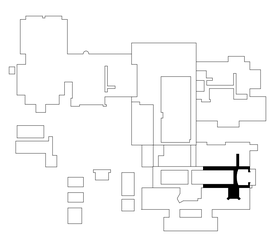

KEYPLAN

PROJECT NORTH

1/8" = 1'

0 4' 8' 16'

FLOOR PLAN - LECTURE HALL HALLWAY | 1/8" = 1'-0" | 1

196
991 W. HEDDING STREET, SUITE 101
SAN JOSE, CA 95126
TEL (408) 715-4470

ARCHITECT STAMP | CONSULTANT STAMP

REVISIONS
ORIGINAL ISSUE DATE: MAY 2, 2025

NO.	DATE	DESCRIPTION

THE ARCHITECT DOES NOT REPRESENT THAT THESE PLANS OR THE SPECIFICATIONS ARE SUITABLE FOR ANY SITE OTHER THAN THE ONE FOR WHICH THEY WERE SPECIFICALLY PREPARED. THE ARCHITECT DISCLAIMS RESPONSIBILITY FOR THESE PLANS AND SPECIFICATIONS IF THEY ARE USED IN WHOLE OR IN PART AT ANY OTHER SITE. WRITTEN DIMENSIONS ON THESE DRAWINGS SHALL HAVE PRECEDENCE OVER SCALED DIMENSIONS.

PROJECT OWNER & TITLE
MT DIABLO UNIFIED SCHOOL DISTRICT

NORTHGATE HIGH SCHOOL INTERIOR PAINTING

425 Castle Rock RD
Walnut Creek, CA 94598

SHEET TITLE
FLOOR PLAN - LECTURE HALL HALLWAYS

SHEET ISSUE DATE: 05/02/25

DRAWN BY: HV | JOB NUMBER: 25123

SHEET NO.
A-207

CONSTRUCTION DOCUMENTS

FILE LOCATION: C:\Users\hvilchez\Documents\25123.00_MDUSD_Northgate Interior Painting_A24_hvilchez3FAVH.rvt
DATE PLOTTED: 5/6/2025 4:58:35 PM

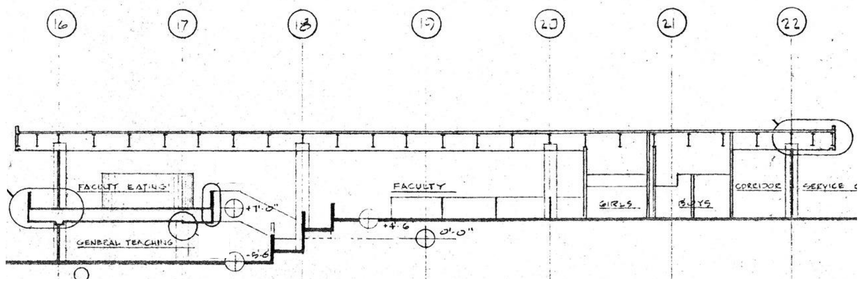

SECTION - FACULTY DINING 1/16" = 1'-0" **5**

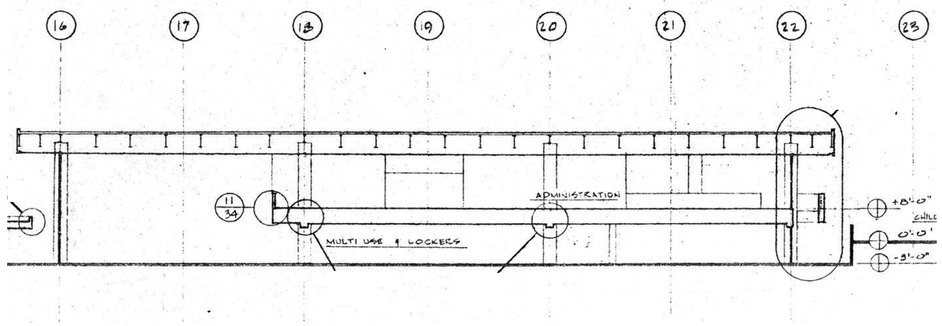

SECTION - OFFICE 1/16" = 1'-0" **1**

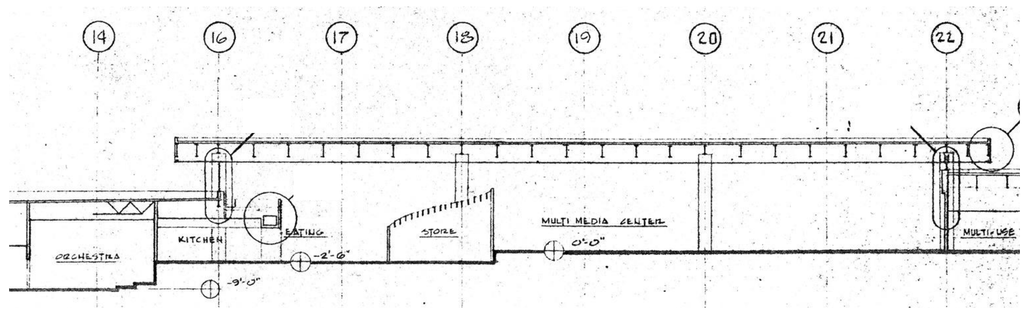

SECTION - LIBRARY 1/16" = 1'-0" **2**

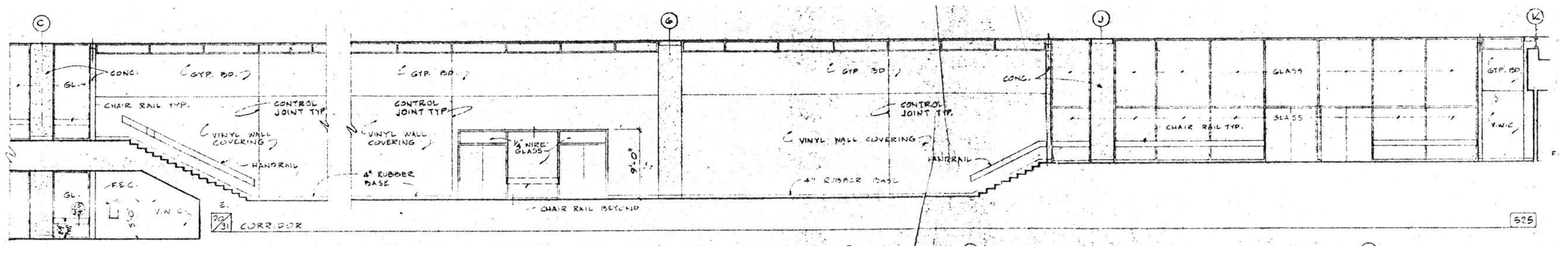

INTERIOR ELEVATION - EAST HALLWAY 1/8" = 1'-0" **3**

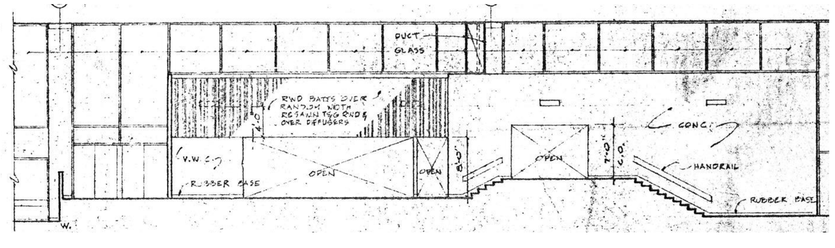

INTERIOR ELEVATION - KITCHEN 1/8" = 1'-0" **4**

1/8" = 1'
0 4' 8' 16'

KEYNOTES

196

991 W. HEDDING STREET, SUITE 101
SAN JOSE, CA 95126
TEL (408) 715-4470

ARCHITECT STAMP | CONSULTANT STAMP

REVISIONS | ORIGINAL ISSUE DATE: MAY 2, 2025

NO.	DATE	DESCRIPTION

THE ARCHITECT DOES NOT REPRESENT THAT THESE PLANS OR THE SPECIFICATIONS ARE SUITABLE FOR ANY SITE OTHER THAN THE ONE FOR WHICH THEY WERE SPECIFICALLY PREPARED. THE ARCHITECT DISCLAIMS RESPONSIBILITY FOR THESE PLANS AND SPECIFICATIONS IF THEY ARE USED IN WHOLE OR IN PART AT ANY OTHER SITE. WRITTEN DIMENSIONS ON THESE DRAWINGS SHALL HAVE PRECEDENCE OVER SCALED DIMENSIONS.

PROJECT OWNER & TITLE
MT DIABLO UNIFIED SCHOOL DISTRICT

NORTHGATE HIGH SCHOOL INTERIOR PAINTING

425 Castle Rock RD
Walnut Creek, CA 94598

SHEET TITLE
BUILDING SECTIONS (FOR REFERENCE ONLY)

SHEET ISSUE DATE: 05/02/25

DRAWN BY: HV | JOB NUMBER: 25123

SHEET NO.
A-401

CONSTRUCTION DOCUMENTS

DATE PLOTTED: 5/6/2025 4:58:35 PM FILE LOCATION: C:\Users\hvilchez\Documents\25123.00_MDUSD_Northgate Interior Painting_A24_hvilchez3FAVH.rvt

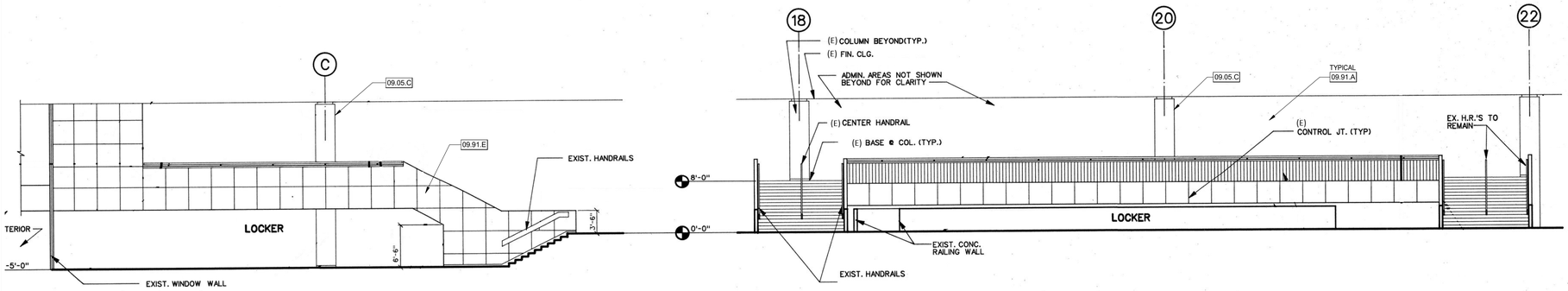

1 ADMINISTRATION MEZZANINE ELEVATION - WEST

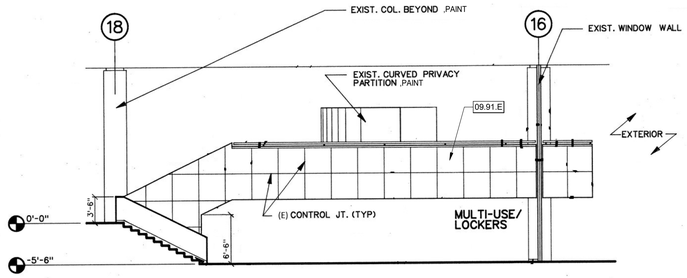

2 ADMINISTRATION MEZZANINE ELEVATION - SOUTH

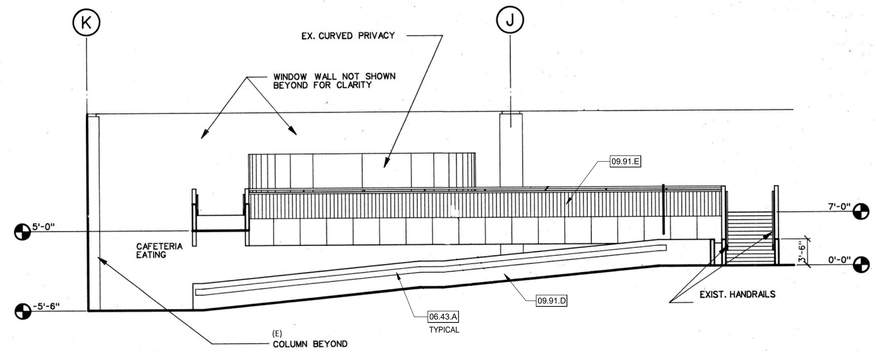

3 FACULTY EATING MEZZANINE ELEVATION - NORTH

(SOUTH ELEVATION SIM. EXCEPT WITH RAMP IN LIEU OF STAIRS)

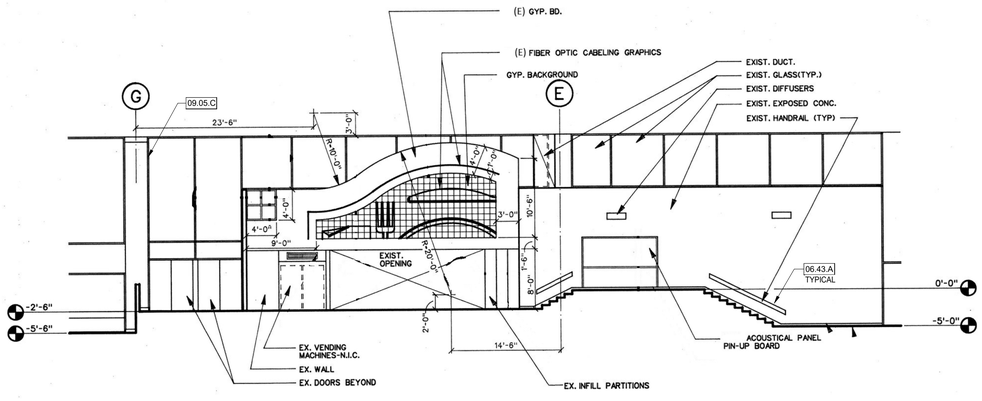

4 FACULTY EATING MEZZANINE ELEVATION - EAST

5 CAFETERIA/SERVING AREA ENTRANCE ELEVATION

KEYNOTES

06.43.A	STAIN HANDRAILS WITH A COLONIAL MAPLE GEL STAIN APPLIED WITH A BRUSH IN TWO COATS, WITH A SEMI-GLOSS POLY FINISH.
09.05.C	PAINT (E) COLUMN, TYPICAL AT INTERIOR AREAS OF WORK.
09.91.A	PAINT (E) WALL.
09.91.D	PAINT EXISTING LOW WALL AT RAMP.
09.91.E	PAINT EXISTING LOW WALL.

PAINT COLOR LEGEND

KEY	COLOR	REMARKS
1	COLOR 1	SW 7676 - PAPER LANTERN
2	COLOR 2	SW 6240 - WINDY BLUE
3	COLOR 3	SW 6657 - AMBER WAVE
4	COLOR 4	SW 6904 - GUSTO GOLD
5	COLOR 5	SW6601 - TANAGER
6	COLOR 6	SW 6804 - DIGNITY BLUE
7	COLOR 7	SW 6257 - GIBRALTOR
8	STAIN 1	WOOD STAIN

INTERIOR ELEVATION 1/8" = 1'-0" 1

196

991 W. HEDDING STREET, SUITE 101
SAN JOSE, CA 95126
TEL (408) 715-4470

ARCHITECT STAMP | CONSULTANT STAMP

REVISIONS
ORIGINAL ISSUE DATE: MAY 2, 2025

NO.	DATE	DESCRIPTION

THE ARCHITECT DOES NOT REPRESENT THAT THESE PLANS OR THE SPECIFICATIONS ARE SUITABLE FOR ANY SITE OTHER THAN THE ONE FOR WHICH THEY WERE SPECIFICALLY PREPARED. THE ARCHITECT DISCLAIMS RESPONSIBILITY FOR THESE PLANS AND SPECIFICATIONS IF THEY ARE USED IN WHOLE OR IN PART AT ANY OTHER SITE. WRITTEN DIMENSIONS ON THESE DRAWINGS SHALL HAVE PRECEDENCE OVER SCALED DIMENSIONS.

PROJECT OWNER & TITLE
MT DIABLO UNIFIED SCHOOL DISTRICT

NORTHGATE HIGH SCHOOL INTERIOR PAINTING

425 Castle Rock RD
Walnut Creek, CA 94598

SHEET TITLE
INTERIOR ELEVATIONS

SHEET ISSUE DATE: 05/02/25

DRAWN BY: HV JOB NUMBER: 25123

SHEET NO.
A-602

CONSTRUCTION DOCUMENTS

DATE PLOTTED: 5/6/2025 4:58:35 PM FILE LOCATION: C:\Users\hvilcher2\Documents\25123.00_MDUSD_Northgate Interior Painting_A24_hvilcher23FAVH.rvt

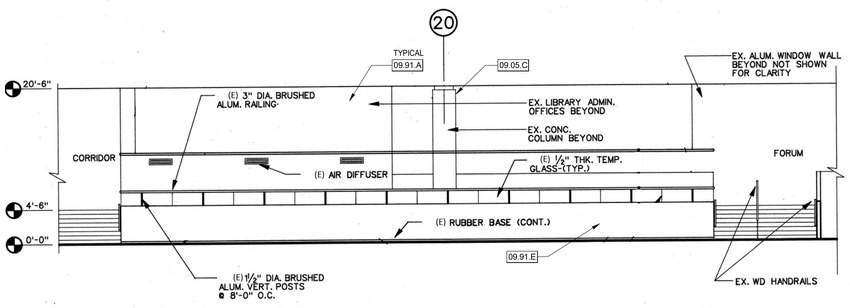

1 LIBRARY PRIVACY WALL ELEVATION - NORTH

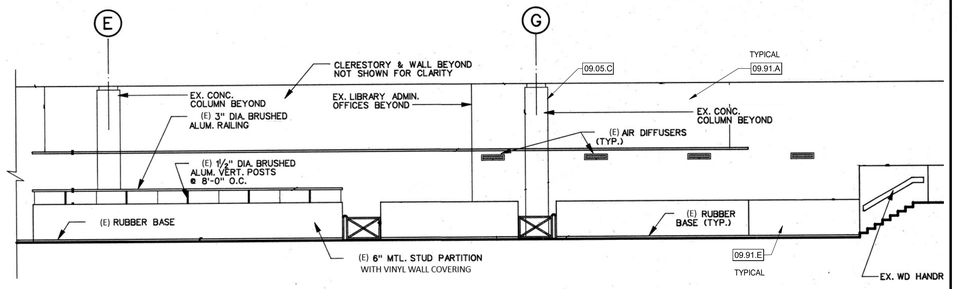

2 LIBRARY PRIVACY WALL ELEVATION - EAST

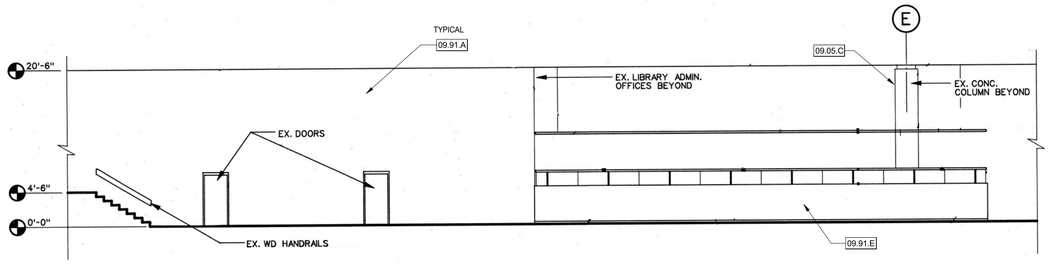

3 LIBRARY PRIVACY WALL ELEVATION - WEST

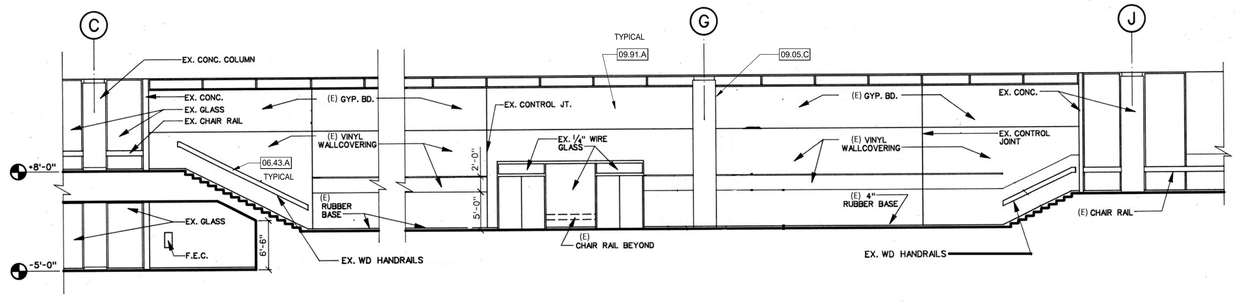

6 CORRIDOR 525 ELEVATION - EAST

KEYNOTES

06.43.A	STAIN HANDRAILS WITH A COLONIAL MAPLE GEL STAIN APPLIED WITH A BRUSH IN TWO COATS, WITH A SEMI-GLOSS POLY FINISH.
09.05.C	PAINT (E) COLUMN, TYPICAL AT INTERIOR AREAS OF WORK.
09.91.A	PAINT (E) WALL.
09.91.E	PAINT EXISTING LOW WALL.

PAINT COLOR LEGEND

KEY	COLOR	REMARKS
1	COLOR 1	SW 7676 - PAPER LANTERN
2	COLOR 2	SW 6240 - WINDY BLUE
3	COLOR 3	SW 6857 - AMBER WAVE
4	COLOR 4	SW 6904 - GUSTO GOLD
5	COLOR 5	SW6601 - TANAGER
6	COLOR 6	SW 6804 - DIGNITY BLUE
7	COLOR 7	SW 6257 - GIBRALTOR
8	STAIN 1	WOOD STAIN

INTERIOR ELEVATION 1/8" = 1'-0" | 1

196
991 W. HEDDING STREET, SUITE 101
SAN JOSE, CA 95126
TEL (408) 715-4470

ARCHITECT STAMP | CONSULTANT STAMP

REVISIONS
A

NO.	DATE	DESCRIPTION

ORIGINAL ISSUE DATE: MAY 2, 2025

THE ARCHITECT DOES NOT REPRESENT THAT THESE PLANS OR THE SPECIFICATIONS ARE SUITABLE FOR ANY SITE OTHER THAN THE ONE FOR WHICH THEY WERE SPECIFICALLY PREPARED. THE ARCHITECT DISCLAIMS RESPONSIBILITY FOR THESE PLANS AND SPECIFICATIONS IF THEY ARE USED IN WHOLE OR IN PART AT ANY OTHER SITE. WRITTEN DIMENSIONS ON THESE DRAWINGS SHALL HAVE PRECEDENCE OVER SCALED DIMENSIONS.

PROJECT OWNER & TITLE
MT DIABLO UNIFIED SCHOOL DISTRICT

NORTHGATE HIGH SCHOOL INTERIOR PAINTING

425 Castle Rock RD
Walnut Creek, CA 94598

SHEET TITLE
INTERIOR ELEVATIONS

SHEET ISSUE DATE: 05/02/25

DRAWN BY: HV | JOB NUMBER: 25123

SHEET NO.
A-603

CONSTRUCTION DOCUMENTS

DATE PLOTTED: 5/6/2025 4:58:36 PM FILE LOCATION: C:\Users\hvichez\Documents\25123.00_MDUSD_Northgate Interior Painting_A24_hvichez3FAVH.rvt

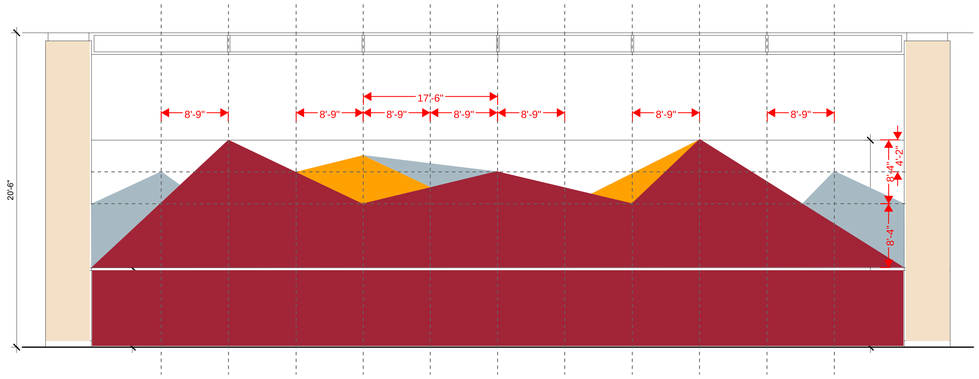

A **MOUNTAIN GRAPHIC - TYPE 1**

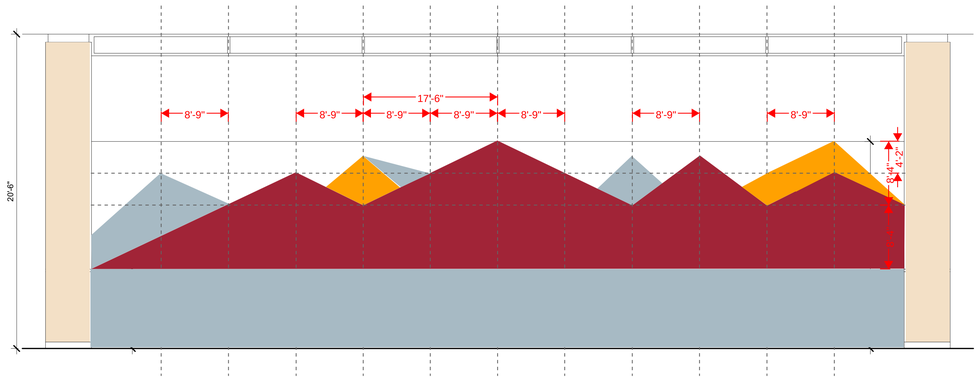

B **MOUNTAIN GRAPHIC - TYPE 2**

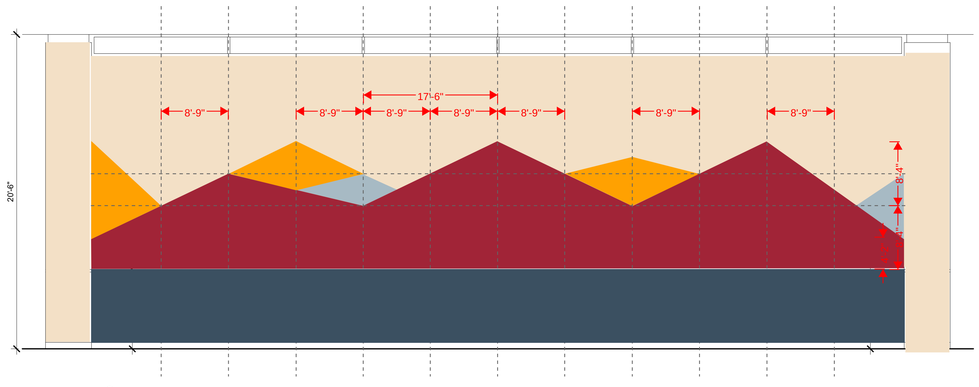

C **MOUNTAIN GRAPHIC - TYPE 3**



D **MASCOT GRAPHIC - TYPE 1**



E **MASCOT GRAPHIC - TYPE 2**

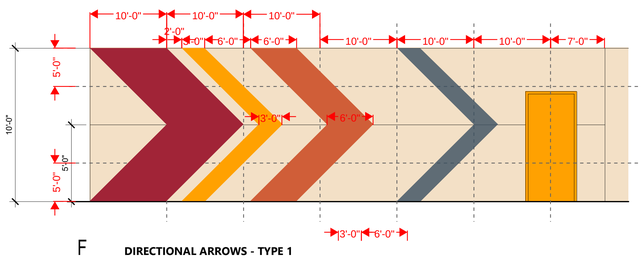

F **DIRECTIONAL ARROWS - TYPE 1**

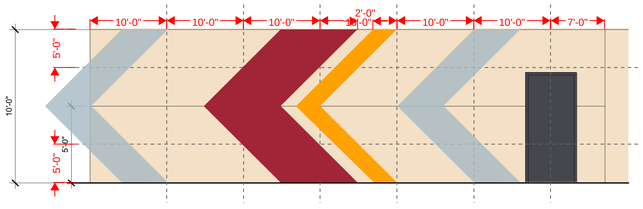

G **DIRECTIONAL ARROWS - TYPE 2**

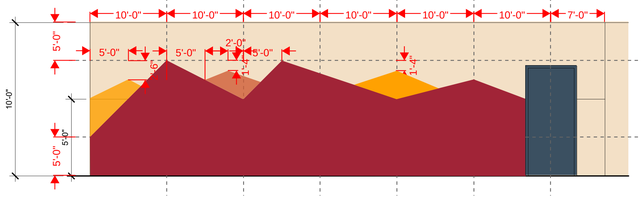

H **MOUNTAIN GRAPHIC - TYPE 4**

PAINT COLOR LEGEND

KEY	COLOR	REMARKS
1	COLOR 1	SW 7676 - PAPER LANTERN
2	COLOR 2	SW 6240 - WINDY BLUE
3	COLOR 3	SW 6657 - AMBER WAVE
4	COLOR 4	SW 6904 - GUSTO GOLD
5	COLOR 5	SW6601 - TANAGER
6	COLOR 6	SW 6804 - DIGNITY BLUE
7	COLOR 7	SW 6257 - GIBRALTOR
8	STAIN 1	WOOD STAIN

INTERIOR ELEVATION - WALL MURALS 1/4" = 1'-0" | 1

196
991 W. HEDDING STREET, SUITE 101
SAN JOSE, CA 95126
TEL (408) 715-4470

ARCHITECT STAMP | CONSULTANT STAMP

REVISIONS
ORIGINAL ISSUE DATE: MAY 2, 2025

NO.	DATE	DESCRIPTION

THE ARCHITECT DOES NOT REPRESENT THAT THESE PLANS OR THE SPECIFICATIONS ARE SUITABLE FOR ANY SITE OTHER THAN THE ONE FOR WHICH THEY WERE SPECIFICALLY PREPARED. THE ARCHITECT DISCLAIMS RESPONSIBILITY FOR THESE PLANS AND SPECIFICATIONS IF THEY ARE USED IN WHOLE OR IN PART AT ANY OTHER SITE. WRITTEN DIMENSIONS ON THESE DRAWINGS SHALL HAVE PRECEDENCE OVER SCALED DIMENSIONS.

PROJECT OWNER & TITLE
MT DIABLO UNIFIED SCHOOL DISTRICT

NORTHGATE HIGH SCHOOL INTERIOR PAINTING

425 Castle Rock RD
Walnut Creek, CA 94598

SHEET TITLE
INTERIOR ELEVATION WALL MURALS

SHEET ISSUE DATE: 05/02/25

DRAWN BY: HV | JOB NUMBER: 25123

SHEET NO.
A-604

CONSTRUCTION DOCUMENTS

DATE PLOTTED: 5/6/2025 5:10:38 PM FILE LOCATION: C:\Users\hvilchez\Documents\25123.00_MDUSD_Northgate Interior Painting_A24_hvilchez3FAVH.rvt