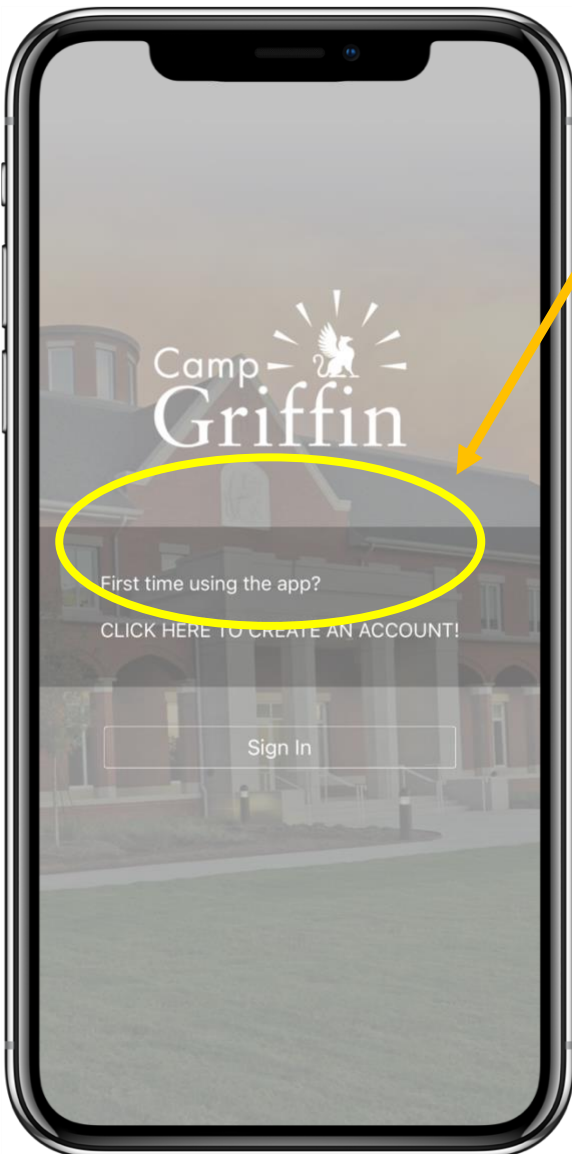




APP QUICK START GUIDE

We are so excited to introduce our mobile app for Camp Griffin!

Login to view camp news, photos, announcements, contact info and more. Everything you need is easily and readily accessible in one single place, right at your fingertips.



4 SIMPLE STEPS

- 1- Download app from App Store or Google Play. Search for "**Camp Griffin**"
- 2- Tap "Create an Account", enter "1701" as the registration code, enter your email address (use the same one we have on file with CampBrain) & set your password
- 3- Go back to the login screen
- 4- Login the app with your email address and new password



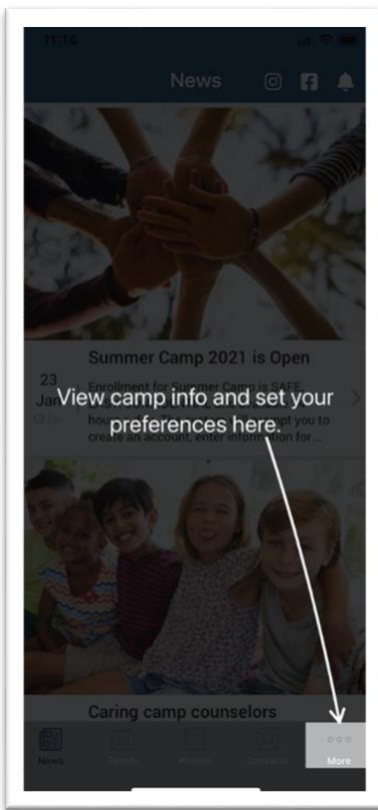
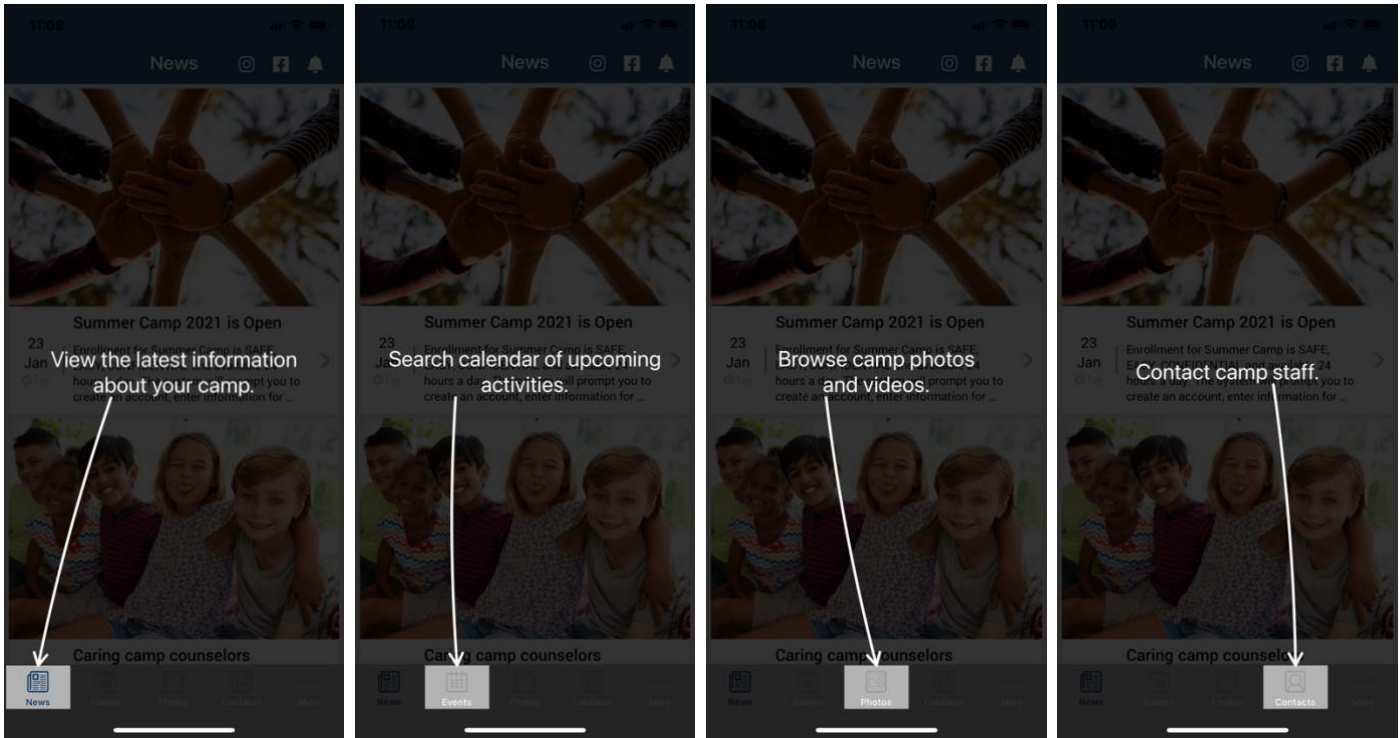
Check back often
for news, photos & videos!

Questions? Please contact
summer@sdsgriffin.org

Technical difficulties? Please contact
support@1218team.com

USING THE APP

When you first sign in the app you will see a “help overlay” tutorial that will highlight the various features and capabilities of the app.



PERMISSIONS

As you navigate through the app you will be prompted for “permissions” which are standard for both Android and iOS devices. Some of the permission our app may request are:

1. **Push notifications** – this allows you to receive our instant messages. Make sure you accept!
2. **Calendar** – this allows the app to save events and set reminders in your main calendar.
3. **Camera and/or Photos** – this allows you to access your device’s camera to save photos to your gallery.

4. On Android devices only there may be a permission to “**make and manage phone calls**” which allows you to call our camp with one tap from the app.

Please accept all permission requests to get the most out of our app.

We will use **Push Notification** to send friendly reminders and last minute updates.

If you have rejected a permission and later change your mind, simply go to the Settings app on your device – scroll down until you find our app and then just tap on it to view and edit your permission.