

# Earn rewards for your classroom

Enroll as a Teacher/School Administrator to earn 5% back in Classroom Rewards on in-store purchases to give to local teachers or school, including yourself or your school, using the Staples Connect™ app. Plus, receive donated Classroom Rewards from parents/supporters.



SHOP



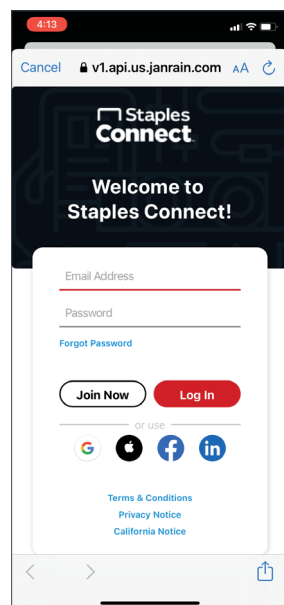
EARN



GIVE

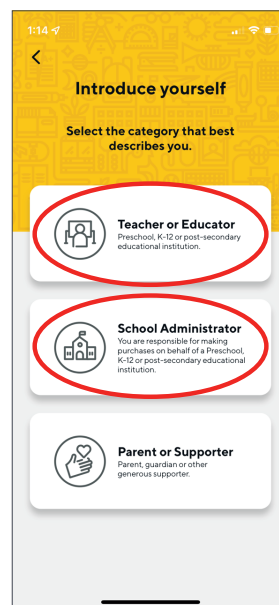
## HOW TO SIGN UP

Follow the steps or scan to watch.



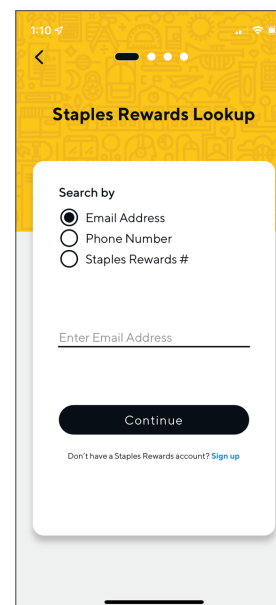
### STEP 1

Download the Staples Connect app at [app.staplesconnect.com](https://app.staplesconnect.com)



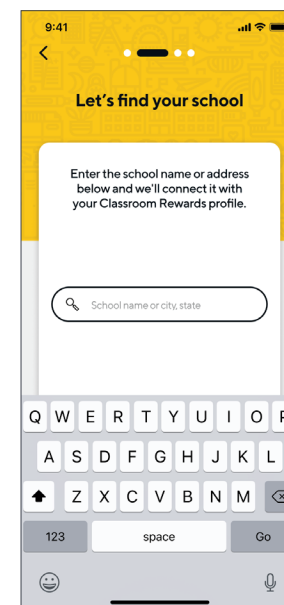
### STEP 2

Join Classroom Rewards for free



### STEP 3

Link your Staples Rewards account



### STEP 4

Find your school

\*Classroom Rewards requires enrollment in Staples Rewards. You can access these earnings at [Staples.com/Rewards](https://Staples.com/Rewards) and redeem them for in-store purchases.

**CREATE** Staples Connect app login  
**SELECT** "Join now" and follow prompts  
**ENTER** verification code sent to email

**SELECT** "Enroll now"  
**CHOOSE** "Teacher/Educator or School Administrator" from the categories shown

Please select the right category for accurate sign-up. If the wrong category is selected, go to Your Profile, Help & FAQ and then select "Contact Us."

**ENTER** your Staples Rewards® # or email address  
**SELECT** "Sign up" if you don't have an account

**ENTER** your school's info  
**ASSIGN** yourself to your school

**TURN OVER** to learn how to earn and donate.

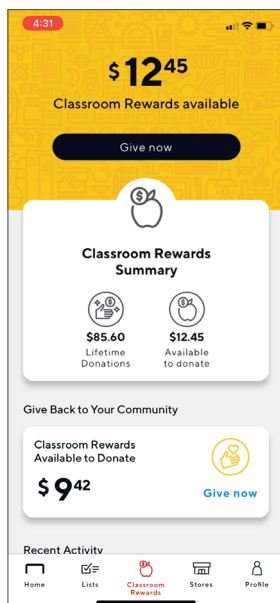


# All signed up? It's time to redeem!

You'll automatically earn rewards for your in-store purchases. Plus, when you invite parents to join, they can support your classroom when they shop too! A portion of each purchase goes towards both Staples Rewards and Classroom Rewards accounts.

## HOW TO EARN & DONATE

Follow the steps or scan to watch.



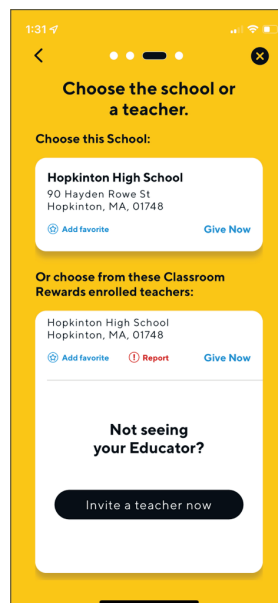
### STEP 1

Donate Classroom Rewards to a local school or teacher of your choice (including yourself)

**VIEW** your earnings in the Classroom Rewards tab

**SELECT** "Give now"

**ENTER** the name of the school. To donate to teachers, enter the school's name and follow the prompts to direct to your teacher

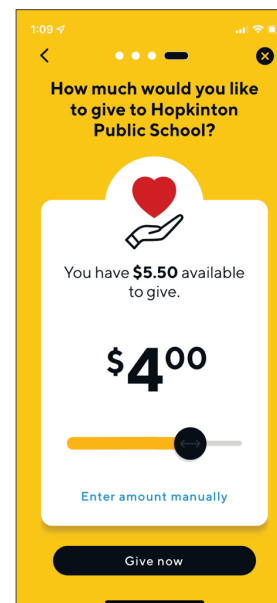


### STEP 2

If you do not see the name of your desired school or teacher

**SELECT** "Invite a teacher now"

**FOLLOW** the prompts to invite the teacher to register

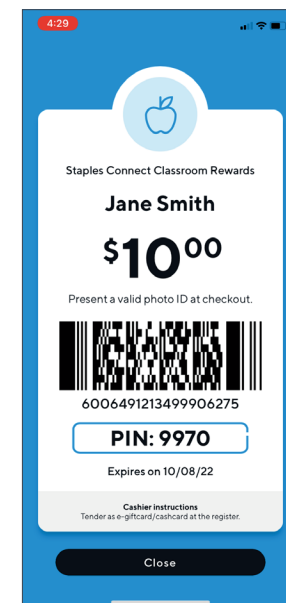


### STEP 3

Donate your earnings

**ENTER** the donation amount using either the sliding scale or enter in manually

**SELECT** "Give now"



### STEP 4

Redeem Classroom Rewards in store

**PAY** at the register

**SELECT** "Pay with Classroom Rewards"

**SHOW** barcode to associate

