

53° 17' 52.3"N

3° 3' 10.9"W

Year 13

Exam Information evening

Wednesday 24th April 2025

✦ *Shaping extraordinary lives* ✦

53° 17' 52.3"N

3° 3' 10.9"W

Welcome!

Mrs Cunningham

✦ *Shaping extraordinary lives* ✦

53° 17' 52.3"N

3° 3' 10.9"W

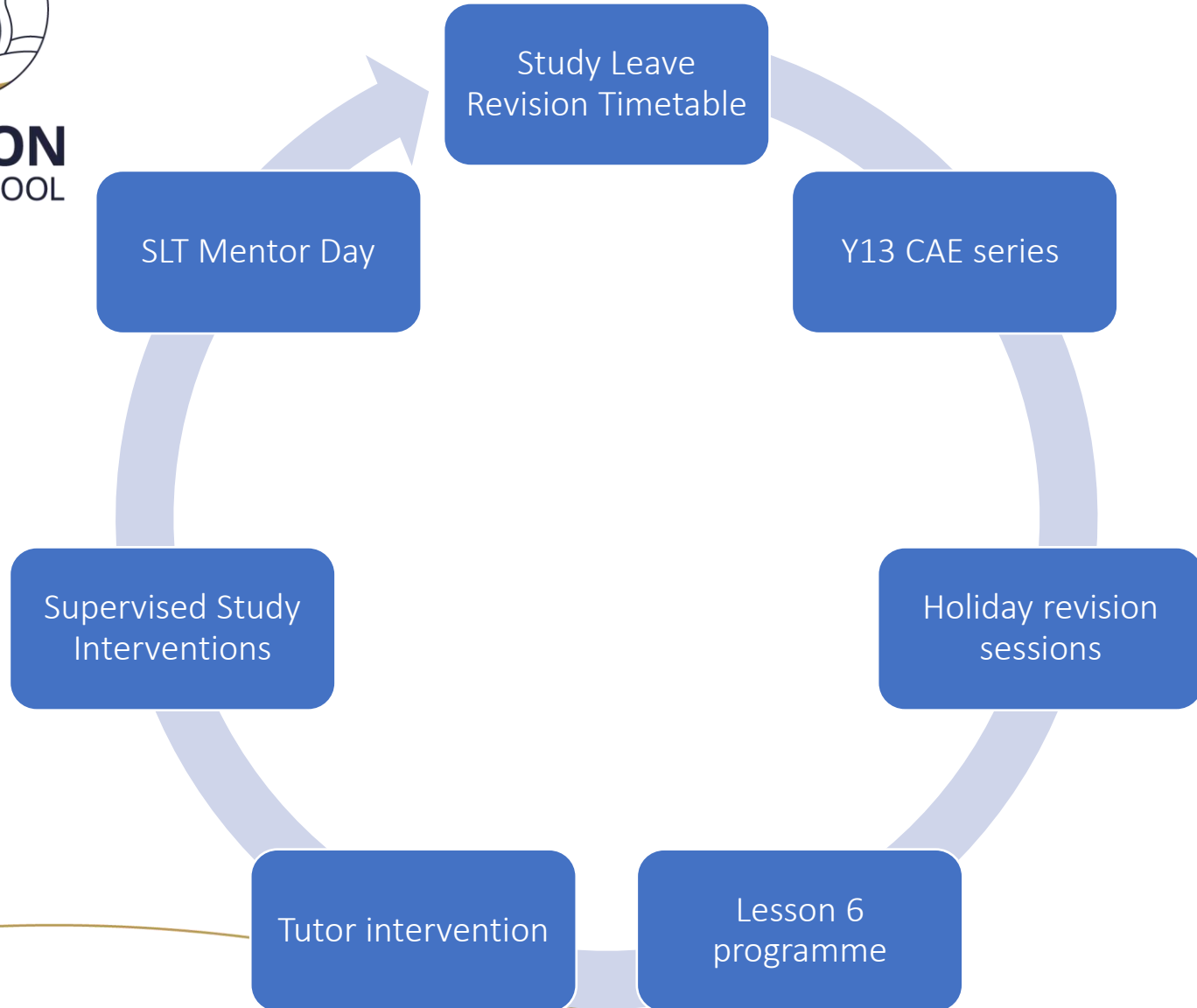
The Year so far...

✦ *Shaping extraordinary lives* ✦



NESTON
HIGH SCHOOL

Intervention throughout the year



✦ *Shaping extraordinary lives* ✦



What we have to look forward to

- ✦ Year 13 Leavers Assembly – 7th May 2025
 - ❖ Fancy Dress Permitted (must be suitable for school)
 - ❖ Assembly – looking back on memories/fun photos
 - ❖ Ice-cream van
 - ❖ Students wishing to stay on site to work must change back into clothing that meets the expectations of the dress code
 - ❖ Timetabled lessons will recommence on the 8th May 2025
- ✦ Year 13 Prom – June 26th 2025 –Marriot Hotel Liverpool
 - ❖ Balloon arch
 - ❖ Red Carpet
 - ❖ 3 Course Meal
 - ❖ Disco
 - ❖ Photobooth
 - ❖ Prom King and Queen

CELEBRATION





NESTON
HIGH SCHOOL

Study Leave

Study leave will officially start for most students after half term.
Subjects will offer the following support during study leave

- Continuation of lessons
- Lessons as drop ins
- Regular weekly revision sessions
- Booster revision sessions the morning/ afternoon before exams.

✦ *Shaping extraordinary lives* ✦





Early Study Leave

NESTON
HIGH SCHOOL

Students can apply for early study leave from the 8th May by email the request to studyleave@nestonhigh.com

Please only request study leave if students are on track, self-motivated and will work hard during their time at home unsupervised.

✦ *Shaping extraordinary lives* ✦



53° 17' 52.3"N

3° 3' 10.9"W

Exam Information

✦ *Shaping extraordinary lives* ✦

Effective Revision & Independent Learning



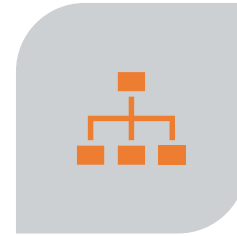
SPACE



ROUTINES



CLEAR PLAN FOR
HOMEWORK AND
REVISION



ORGANISATION



BOOST CONFIDENCE




ENCOURAGEMENT



HOBBIES


Pomodoro Revision

- ✦ Short focused work intervals
- ✦ Followed by short rest breaks
- ✦ Repeat the cycle
- ✦ Take a longer break



The Pomodoro Technique

1. Identify your tasks



2. Set 25 minutes on a timer



3. Wait until the timer rings



4. Take a 5 minute break

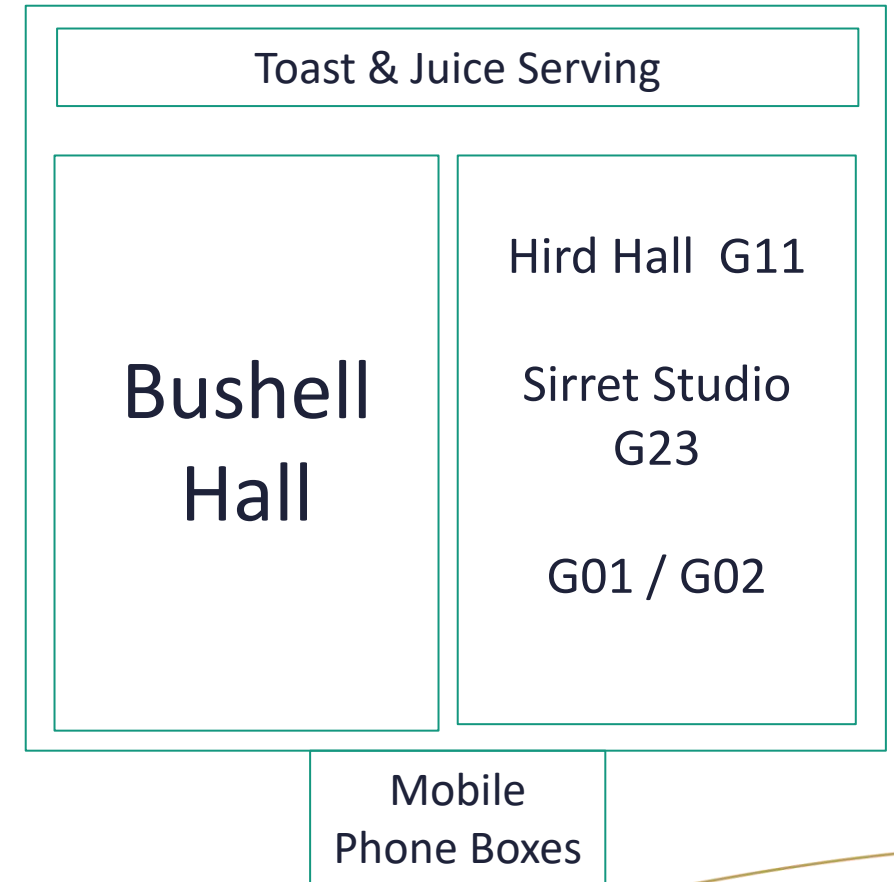


Repeat & after the 4th cycle take a 25 minute break



Exam Routines

- **Check your Seat and space in advance – Boards up in the refectory and front of school.**
- 8.15am – School opens – Use the 6th Form side entrance
Free Toast & Juice available in the refectory
- **Place your bags in a safe space.**
- Put you mobile phones/smart watches in the boxes provided.
- **8.40am Sit in your Row and Exam Hall Space**
Start of Exam announcements at 8.45am
- Load into exam halls at 8.50am
- **Exams start at 9am – Do not be late for school.**



Year 13

Sort out your **EXAM PENCIL CASE!**



Clear Plastic Pencil Case Needed

- 2 Black Pens
- 2 Pencils
- Rubber
- Ruler

Additional Equipment:
Calculator / Highlighter Pen



NESTON
HIGH SCHOOL

✦ *Shaping Extraordinary Lives* ✦

Exam Hall Expectations



- ✦ Enter in **silence** – locate your seat. Exit in silence.
- ✦ Listen to the invigilators, **follow instructions**.
- ✦ Invigilators are there to help you – ask if you are unsure.
- ✦ Exam Access students - ensure you use what you have been given.
- ✦ **DO NOT:**

Speak in the exam hall. Turn around in your seat.

Attempt to communicate with any other student.

Take in a mobile phone/ smart watch or any notes.



Malpractice

Malpractice involves cheating or some form of wrongdoing. Examples include:

- sharing answers
- impersonation
- leaking exam papers or other assessment materials or using leaked materials
- swapping scripts
- inappropriate use of artificial intelligence (AI) in non-exam assessments such as the use of chatbots
- smuggling information or taking mobile phones and communication devices into exam halls

To be clear, you **must not** wear a watch in the exam or take a mobile phone into the exam hall with you, as doing so will also be treated as malpractice.

All work submitted as part of exams and assessments must be your own work; submitting any work that is not your own is malpractice.

You may see websites or individuals offering leaked exam papers or other assessment materials in advance of your exams or assessments. Do not look at any papers or materials offered in this way. They are probably fake and awarding organisations investigate any attempt to breach assessment and exam paper security. If there is any evidence that you have engaged with leaked papers you could face sanctions, including disqualification from the qualification.

Students who commit malpractice face serious sanctions, including being disqualified from all qualifications offered by an awarding organisation.

[Ofqual Student Guide - GOV.UK \(www.gov.uk\)](https://www.gov.uk)

Exam Access Arrangements

- ✦ All Exam Access arrangements have been checked and signed off by students and tutors during form
- ✦ Students will know their allocated seats- A new copy of the exam timetable will be sent home including seating and rooming
- ✦ We encourage students to use what they have been allocated.



On your exam day

This checklist will help you to be as prepared as possible for your exams, so that on the day itself you can focus on doing your best.

Before sitting your exams, ensure you know:

- the date, time and location of your exams – you might find it helpful to write this information in a calendar or planner
- who to contact at school or college in case there's an emergency that makes you late or unable to sit your exam

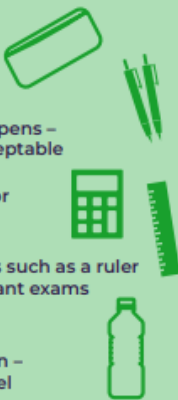
What you cannot take into exams:

- any type of phone
- revision notes
- any type of watch (this includes analogue, digital and smart watches)



What you will need:

- a clear pencil case
- at least two black ink pens – blue pens are not acceptable
- an approved calculator for relevant exams
- appropriate apparatus such as a ruler or protractor for relevant exams
- a clear water bottle if you wish to take one in – it must not have a label



Other important information:

- Listen carefully to the invigilator's instructions which will be specific to your exam. If you are unsure of anything, please raise your hand and wait for the invigilator.
- Fill in your details on the front of your answer booklet.
- If you need additional answer sheets, raise your hand and wait for an invigilator who will provide you with one. Remember to add your details to this booklet too.
- If you need to use the toilet or feel unwell, raise your hand and wait for an invigilator who will escort you from the exam room.
- Make sure you stay silent – talking to a fellow candidate could result in disqualification from all your exams.

If you have any questions about the format on the day, please ask your teacher or exams officer.



Coping with exam pressure - a guide for students - GOV.UK (www.gov.uk)

How to feel more confident about exams and assessments

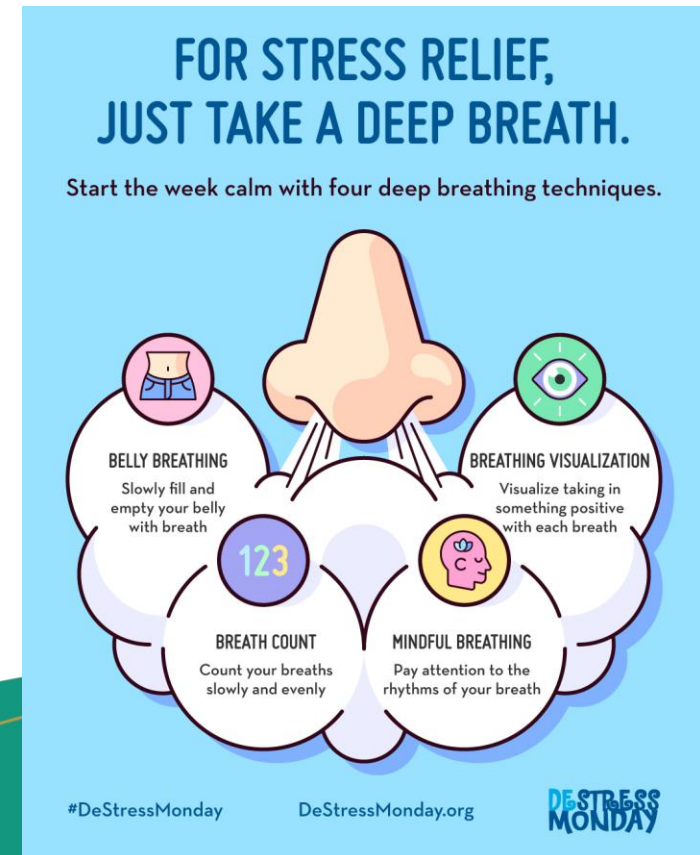
What are negative beliefs?

Many people with high exam anxiety can't stop worrying about failing or the consequences of failing. For instance, 'If I fail my GCSEs my whole life will be a failure'. These types of beliefs focus on what you can't do rather than what you can.



Support at School

- ✦ A quiet room before the exams: G10 – by appointment only
- ✦ Support and coaching with breathing techniques to reduce anxiety
- ✦ Pastoral support
- ✦ SEN support



Contingency days

If (a big IF) a GCSE or A level exam must be moved nationally, the following dates will be used:

- 11th June PM
- 25th June All Day
- Although it is unlikely that an exam will be moved, you must make sure you are available. These dates cannot be used on an individual basis if you miss an exam.



Special consideration

If something goes wrong around the time of your exam or assessment that means you can't take it, or affects your performance...

- you may be able to ask for 'special consideration.' This is **only** for things that are unforeseeable and beyond your control.
- Special consideration could mean:
 - taking your exam in a different way
 - being given a small number of extra marks
 - being given a grade if you've missed an exam, as long as you've completed at least one other exam or assessments for that qualification
- Speak to your teacher as soon as possible if you think this might apply to you



Applying for Special Consideration



NESTON
HIGH SCHOOL

Special Consideration Application Form 2024

This form must be completed in full and handed in to reception in an envelope for the attention of the Exams Officer along with any supporting documentation, no later than Monday 24th June 2024.

Applications that are not completed in full or within the required timeframe **will not** be processed.

Candidate Name:	Year Group:
Candidate Number:	Tutor Group:
<i>Details of the examination for which you are applying for Special Consideration. If your application is for all examinations, then please write ALL in "Date of Exam" and "Subject"</i>	
Date of Exam:	Subject: <i>e.g. GCSE Biology/AS Sociology</i>
Date Issue Began:	Is the Issue Still Continuing? YES/NO
<i>Please give full details of the issue that has affected your performance in the above examination</i>	
Have you attached the relevant evidence? YES/NO	
<input type="checkbox"/> I confirm that I have read the attached JCQ Guidance <i>(please tick)</i>	
<input type="checkbox"/> I confirm that the information provided in this application is a true and accurate description of my child's circumstances at the time of application <i>(please tick)</i>	
Candidate Signature:	Date:
Parent Signature:	Date:

External Examinations - Neston High School



NESTON
HIGH SCHOOL

STUDENTS > EXAMS > EXTERNAL EXAMINATIONS

External Examinations

↓ A GUIDE TO THE SPECIAL CONSIDERATION PROCESS (JCQ 2023)

↓ SPECIAL CONSIDERATION APPLICATION FORM 2024

JCQ
C1C
Joint Council for
Qualifications C1C

A guide to the special consideration process
General and Vocational qualifications

Effective from 1 September 2023



NESTON
HIGH SCHOOL

✦ *Shaping Extraordinary Lives* ✦

After your exams and assessments

- Exams are marked anonymously by expert examiners
- GCSE and A level grade boundaries will be set after all papers have been marked
- Grade boundaries vary year on year depending on the difficulty of the paper
- There is no quota of grades



More information?

Search:

[Ofqual Student Guide to Exams and Assessments in 2025 - GOV.UK](#)

[Coping with exam pressure - a guide for students - GOV.UK](#)



A-Level Results Day

✦ Thursday 14th August

- ✦ School Open from 9am
- ✦ Results are emailed to students
- ✦ Parents / Guardians are not able to collect results
- ✦ Sixth Form Team available for help with UCAS clearing (if required)



UCAS- Results/ Confirmation/ Clearing

Results day- Thursday 14th August

Results day can be stressful, so make sure you know how it works and what to expect.

Have your application sign in details handy and [update your contact details](#) if you need to.

Make sure you're available on results day, because we can't speak to anyone else about your application details unless you [give them nominated access](#) to speak on your behalf.

[Check how your exam results get to your universities/colleges](#) – most come directly to UCAS from the awarding organisations, and we send them on to your choices. But if not, you just send your exam results to your universities or colleges yourself.



UCAS

Results/ Confirmation/ Clearing

From 5th July – 20th October 2025, you can apply for a course using Clearing if you're not already holding an offer from a university or college, and the course still has places.

You can use Clearing if:

- you're applying after 30 June (after 6PM)
- you didn't receive any offers (or none you wanted to accept)
- you didn't meet the conditions of your offers
- you've [declined your firm place](#) using the 'decline my place' button in your application

When does Clearing start and end?

Clearing is open from 5th July and closes on 20 October 2025.

[Clearing toolkit for parents | UCAS](#)

✦ *Shaping Extraordinary Lives* ✦



NESTON
HIGH SCHOOL

UCAS Results/ Confirmation/ Clearing

- ✦ Ask for advice
 - ✦ See what courses are available
 - ✦ Talk to any unis or colleges you're interested in
 - ✦ Add your Clearing choice in your application
- ✦ The university clearing process does work on a first come, first serve basis, so it's important not to leave it too late to find the course you want to study.



Be prepared for clearing

Get prepared

- ✦ The first step is to have everything ready in front of you to help the process go as smoothly as possible.
- ✦ You need:
 - your Personal ID number
 - your Clearing number
 - your grades/UCAS Tariff points
 - information about why you want a place: you'll be speaking to unis about why you're looking to join the course and your achievements, so have some bullet points written down in front of you
- ✦ It's also a good idea to grab a pen and paper and do a list of:
 - the university name
 - phone number
 - course code and title
- ✦ Leave space to note down anything important – you can then concentrate on making the calls without confusing the courses or unis.
- ✦ Try and find a nice quiet environment with good phone signal to take the calls. You want to make sure you can clearly hear each other.



Be prepared for clearing

- ✦ **Be positive, enthusiastic, and polite**
- ✦ Making a good impression is key. Show your passion and enthusiasm for the course and clearly explain why you want a place there. Even if you're stressed about your situation, be polite and calm on the phone to give yourself the best chance.



Be prepared for clearing

Research, research, research

Make sure you research the uni and the course before picking up the phone. If you can't demonstrate why you want to go, you may not be offered a place. Find out some key information about them first. You could use uni websites, league tables, and [chat to current students on Unibuddy](#) to help you.



Be prepared for clearing

Be confident

As tempting as it is to let your mum take the phone calls, you need to speak to the uni directly. Although it may be daunting, everyone on the other end of the phone is there to help and it's nothing to worry about.

Be patient and keep calm

You might feel panicked if you need to call lots of unis but, remember, there are lots of places available and you've got plenty of options other than just doing an undergraduate degree – such as an [apprenticeship](#).



Be prepared for clearing

✦ Take your time

- It's a busy time but be sure to make an informed decision. Don't call out of desperation, make sure it's somewhere you actually want to study.
- If you had your heart set on a specific course or uni and you didn't get the grades, you may want to consider reapplying the following year or taking a gap year.
- You could even look at options like foundation years to still study the course you wanted to do, at the same provider.
- And don't forget that a lot of courses will have similar routes – didn't get accepted to a business studies degree? Why not try marketing or accounting, for example.



Be prepared for clearing

Consider other methods

Phoning a uni is the most common way to get a Clearing place. But for those who can't speak on the phone, there will be other ways to reach out – for example live chat functions and social media platforms.

Look after your wellbeing

Make sure you look after your wellbeing around results day.

Drink plenty of water, get out for some fresh air, and don't rush. For support and advice on looking after your wellbeing.

[Looking for a course in Clearing? Learn how Clearing works & find a new place](#)



Exam Stress- Students

- ✦ All students with Exam Access arrangements allocated have had a meeting

For most students “exam stress” is a totally normal and expected feeling, you should feel some anxiety in an exam situation. If you feel the anxiety is making it hard for you to focus or do daily tasks easily then there are things you can do to try and alleviate some of this.....

Self Help-

- ✦ www.headstogether.org.uk

www.mind.org.uk

- ✦ www.kooth.com

www.childline.org.uk

- ✦ www.youngminds.org.uk

www.familylives.org.uk

- ✦ www.nhs.uk



Exam Stress- Parents

- ✦ Watch for signs of stress:
 - Is worrying a lot
 - Has headaches and stomach pains
 - Is not sleeping well
 - Is irritable
 - Has lost interest in food or is eating more than normal
 - Is not enjoy activities they previously enjoyed
 - Can be negative and have a low mood



53° 17' 52.3"N

3° 3' 10.9"W

Wishing all our students the best of
luck...

Thank you for attending!

✦ *Shaping extraordinary lives* ✦