

Saint Paul Public Schools - About the Report: Oct 1 to Oct 1 Continuation Rate

About the Data Source, Measures, and Metrics

The graphs and tables in this set of dashboards are based on official October 1 enrollment (maintained in static files). Cohorts for each Continuation Period (CP; e.g., CP 24->25) are defined by students enrolled in the official October 1 enrollment of the first year (e.g., SY 2023-24). The analyses are based on the matching of student October 1 enrollment records of the first year to that of the second year (e.g., SY 2024-25) at the individual student level. Thus, the CP 24->25 same-school continuation rate indicates the percentage of students enrolled in a given school on October 1, 2023 (SY 2023-24) who were still enrolled at that same school on October 1, 2024 (SY 2024-25).

EC students served in Pre-K classrooms are included in the analyses with grade PK. EC students served in self-contained classrooms are excluded. The analyses exclude grade 12 students as they are generally expected to graduate.

There are two types of continuation rates reported in these dashboards.

School Oct 1 to Oct 1 Continuation

--The school continuation rate analyses include students in traditional schools only. Students who were in alternative programs, treatment centers, or correctional institutions in the first year are excluded. To see the full list of schools included in school continuation rate analyses, please see the School Continuation by School dashboard.

--The analyses include only those students who could logically be expected to stay in the same school based on the grades offered in that school (or in a unified elementary or K-8 program). The analyses in recent years exclude most grade 5 and grade 8 students, as these students generally transitioned to new schools for grade 6 or grade 9.

--The unified programs for these analyses include Global Arts Plus Lower & Upper, Nokomis Montessori North & South, Farnsworth Lower & Upper, L'Etoile du Nord Lower & Upper, and Txuj Ci Upper and Lower.

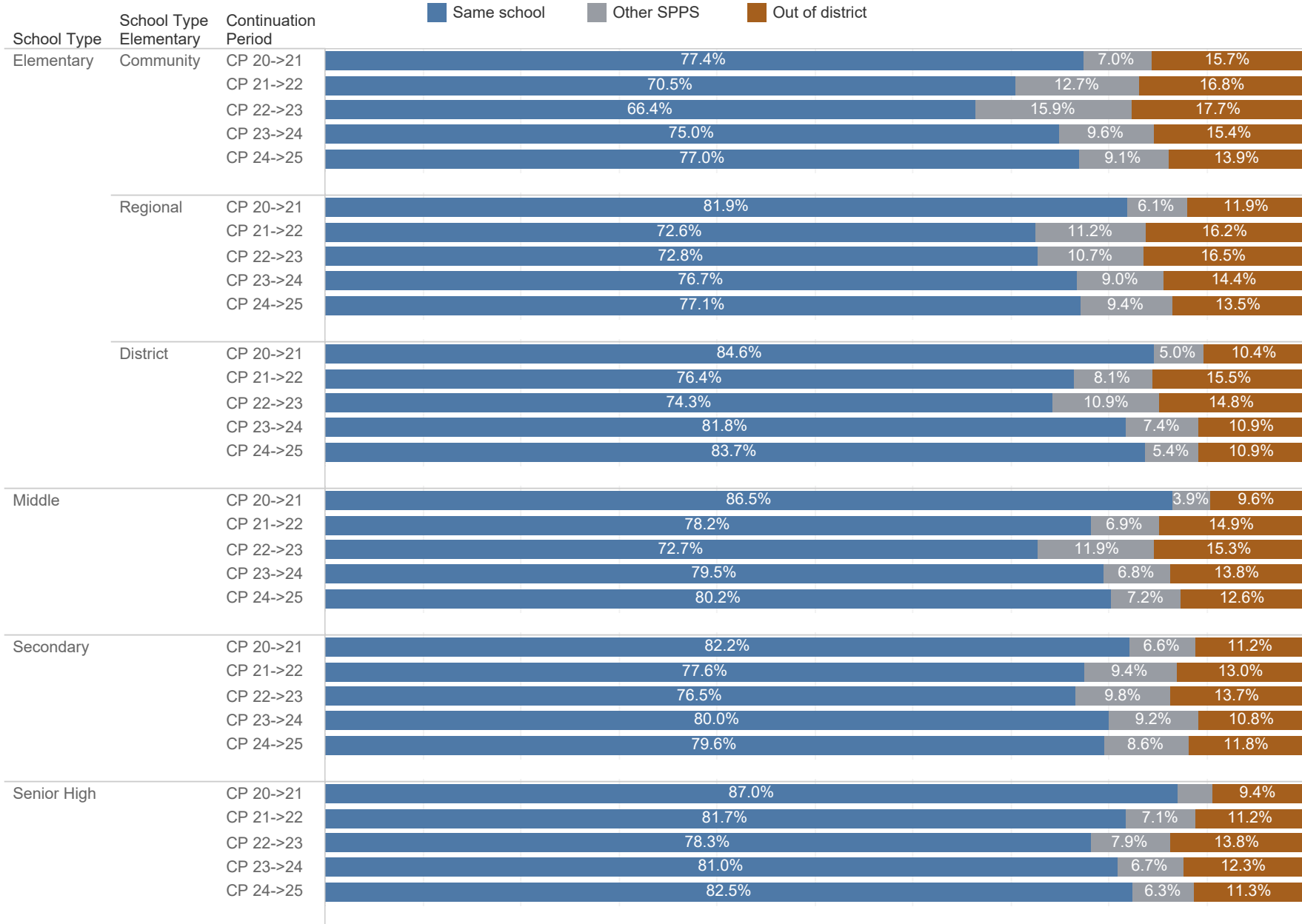
District Oct 1 to Oct 1 Continuation

--The district continuation rate analyses include students in both traditional and non-traditional schools.

--Because all grades are offered within the district, no students are excluded based on grade (except for grade 12), regardless of their ability to remain in the same school at the next grade level.

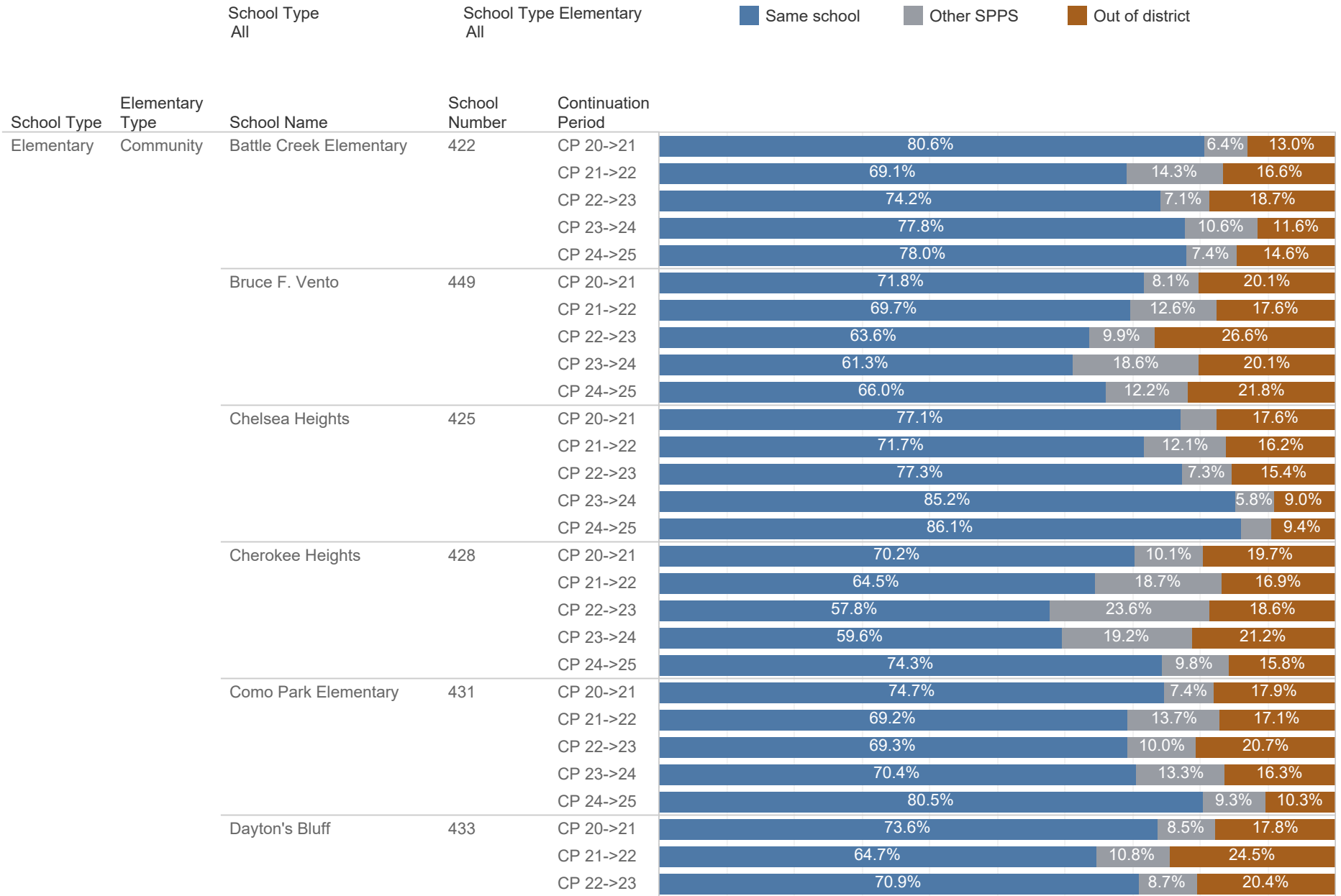
Saint Paul Public Schools - Oct 1 to Oct 1 Continuation Rate Trend by School Type

Includes students in traditional schools who could be expected to stay in the same school based on the grades offered in that school (or unified program)



Saint Paul Public Schools - School Oct 1 to Oct 1 Continuation Rate Trend by School

Includes students in traditional schools who could be expected to stay in the same school based on the grades offered in that school (or unified program)



| | | | | | |
|--------------------------|-----|-----------|-------|-------|-------|
| | | CP 23->24 | 66.7% | 13.5% | 19.8% |
| | | CP 24->25 | 72.3% | 8.4% | 19.3% |
| Eastern Heights | 452 | CP 20->21 | 80.9% | 7.4% | 11.7% |
| | | CP 21->22 | 71.3% | 12.8% | 15.9% |
| | | CP 22->23 | 72.8% | 11.1% | 16.0% |
| | | CP 23->24 | 79.7% | 10.6% | 9.7% |
| | | CP 24->25 | 76.5% | 9.7% | 13.8% |
| Expo | 435 | CP 20->21 | 81.5% | | 13.4% |
| | | CP 21->22 | 74.7% | 10.2% | 15.0% |
| | | CP 22->23 | 80.4% | 6.0% | 13.6% |
| | | CP 23->24 | 78.7% | 8.9% | 12.4% |
| | | CP 24->25 | 74.1% | 11.6% | 14.3% |
| Frost Lake | 464 | CP 20->21 | 78.2% | 7.4% | 14.4% |
| | | CP 21->22 | 69.5% | 16.8% | 13.8% |
| | | CP 22->23 | 75.8% | 5.9% | 18.3% |
| | | CP 23->24 | 77.0% | 10.4% | 12.7% |
| | | CP 24->25 | 81.3% | 7.4% | 11.3% |
| Galtier | 467 | CP 20->21 | 59.3% | 20.8% | 19.9% |
| | | CP 21->22 | 71.0% | 17.8% | 11.2% |
| | | CP 22->23 | 80.6% | | 19.4% |
| Groveland Park | 476 | CP 20->21 | 82.6% | | 12.4% |
| | | CP 21->22 | 78.3% | 10.5% | 11.1% |
| | | CP 22->23 | 79.3% | 5.6% | 15.1% |
| | | CP 23->24 | 82.0% | 6.1% | 11.9% |
| | | CP 24->25 | 83.0% | 7.4% | 9.6% |
| Hamline Elementary | 482 | CP 20->21 | 74.7% | 9.3% | 16.0% |
| | | CP 21->22 | 69.5% | 12.5% | 18.0% |
| | | CP 22->23 | 65.3% | 13.8% | 20.9% |
| | | CP 23->24 | 68.4% | 12.1% | 19.5% |
| | | CP 24->25 | 67.1% | 15.7% | 17.1% |
| Hazel Park Prep. Academy | 489 | CP 20->21 | 73.5% | 7.3% | 19.2% |
| | | CP 21->22 | 63.2% | 13.0% | 23.8% |
| | | CP 22->23 | 65.7% | 11.0% | 23.3% |
| | | CP 23->24 | 70.7% | 11.1% | 18.2% |
| | | CP 24->25 | 75.1% | 8.9% | 16.0% |
| Highwood Hills | 496 | CP 20->21 | 61.3% | 14.0% | 24.8% |
| | | CP 21->22 | 63.0% | 16.0% | 21.0% |
| | | CP 22->23 | 66.3% | 11.2% | 22.5% |

| | | | | | | |
|-----------------------|------------------|-----|-----------|-------|-------|-------|
| | | | CP 23->24 | 65.2% | | 29.9% |
| | | | CP 24->25 | 57.5% | 15.5% | 27.0% |
| Horace Mann | 518 | | CP 20->21 | 84.9% | | 12.8% |
| | | | CP 21->22 | 82.8% | | 11.6% |
| | | | CP 22->23 | 91.6% | | 7.5% |
| | | | CP 23->24 | 90.2% | | 8.3% |
| | | | CP 24->25 | 92.5% | | 6.1% |
| Jackson | 500 | | CP 20->21 | 80.5% | 9.4% | 10.1% |
| | | | CP 21->22 | 68.2% | 17.6% | 14.2% |
| | | | CP 22->23 | 78.2% | | 21.8% |
| John A. Johnson | 415 | | CP 20->21 | 82.3% | 5.9% | 11.8% |
| | | | CP 21->22 | 64.8% | 12.1% | 23.1% |
| | | | CP 22->23 | 73.2% | | 26.8% |
| Maxfield | 524 | | CP 20->21 | 71.3% | 6.1% | 22.7% |
| | | | CP 21->22 | 55.9% | 25.1% | 18.9% |
| | | | CP 22->23 | 58.9% | 19.6% | 21.4% |
| | | | CP 23->24 | 60.5% | 13.6% | 25.9% |
| | | | CP 24->25 | 66.7% | 17.0% | 16.3% |
| Randolph Heights | 545 | | CP 20->21 | 86.4% | | 10.0% |
| | | | CP 21->22 | 83.2% | | 11.3% |
| | | | CP 22->23 | 85.2% | | 10.0% |
| | | | CP 23->24 | 87.7% | | 9.0% |
| | | | CP 24->25 | 87.2% | | 8.7% |
| St. Anthony Park | 557 | | CP 20->21 | 81.0% | | 17.1% |
| | | | CP 21->22 | 74.2% | 6.6% | 19.2% |
| | | | CP 22->23 | 88.3% | | 9.7% |
| | | | CP 23->24 | 82.4% | | 15.7% |
| | | | CP 24->25 | 80.8% | 5.7% | 13.5% |
| The Heights Community | 488 | | CP 20->21 | 77.7% | 8.2% | 14.1% |
| | | | CP 21->22 | 64.6% | 15.9% | 19.4% |
| | | | CP 22->23 | 68.5% | 15.8% | 15.8% |
| | | | CP 23->24 | 72.7% | 11.0% | 16.3% |
| | | | CP 24->25 | 74.6% | 14.3% | 11.0% |
| Regional | Benjamin E. Mays | 424 | CP 20->21 | 72.5% | 11.3% | 16.3% |
| | | | CP 21->22 | 66.6% | 16.6% | 16.9% |
| | | | CP 22->23 | 64.9% | 13.0% | 22.2% |
| | | | CP 23->24 | 66.9% | 14.6% | 18.5% |
| | | | CP 24->25 | 62.5% | 19.4% | 18.1% |

| | | | | | |
|--------------------------|-----|-----------|-------|-------|-------|
| Crossroads Science | 466 | CP 20->21 | 83.3% | 6.2% | 10.6% |
| | | CP 21->22 | 68.8% | 14.7% | 16.5% |
| | | CP 22->23 | 61.7% | 17.2% | 21.1% |
| | | CP 23->24 | 74.0% | 9.6% | 16.4% |
| | | CP 24->25 | 71.0% | 12.0% | 16.9% |
| Global Arts Plus Lower | 510 | CP 20->21 | 82.3% | 7.0% | 10.7% |
| | | CP 21->22 | 73.1% | 11.2% | 15.7% |
| | | CP 22->23 | 80.2% | 8.0% | 11.7% |
| | | CP 23->24 | 75.0% | 9.0% | 16.0% |
| | | CP 24->25 | 70.6% | 15.3% | 14.1% |
| Highland Park Elementary | 491 | CP 20->21 | 77.4% | 7.1% | 15.4% |
| | | CP 21->22 | 72.6% | 6.7% | 20.7% |
| | | CP 22->23 | 72.6% | 7.3% | 20.1% |
| | | CP 23->24 | 72.1% | 10.2% | 17.7% |
| | | CP 24->25 | 77.4% | | 17.6% |
| J.J. Hill Montessori | 493 | CP 20->21 | 79.7% | 8.4% | 11.9% |
| | | CP 21->22 | 76.5% | 10.8% | 12.7% |
| | | CP 22->23 | 75.7% | 10.6% | 13.7% |
| | | CP 23->24 | 82.2% | 7.2% | 10.6% |
| | | CP 24->25 | 87.0% | | 7.6% |
| Mississippi | 527 | CP 20->21 | 81.0% | | 14.1% |
| | | CP 21->22 | 72.3% | 11.0% | 16.7% |
| | | CP 22->23 | 72.3% | 9.4% | 18.3% |
| | | CP 23->24 | 67.2% | 11.9% | 20.9% |
| | | CP 24->25 | 72.8% | 11.8% | 15.4% |
| Nokomis Montessori North | 533 | CP 20->21 | 86.1% | | 9.8% |
| | | CP 21->22 | 74.9% | 7.3% | 17.8% |
| | | CP 22->23 | 85.2% | | 11.7% |
| | | CP 23->24 | 86.0% | | 10.3% |
| | | CP 24->25 | 79.6% | 8.7% | 11.7% |
| Nokomis Montessori South | 534 | CP 20->21 | 87.1% | | 9.4% |
| | | CP 21->22 | 75.5% | 9.4% | 15.1% |
| | | CP 22->23 | 81.6% | | 15.4% |
| | | CP 23->24 | 86.5% | | 9.3% |
| | | CP 24->25 | 82.8% | | 12.9% |
| Riverview | 551 | CP 20->21 | 86.3% | | 9.4% |
| | | CP 21->22 | 69.0% | 13.7% | 17.3% |
| | | CP 22->23 | 57.0% | 29.4% | 13.6% |

| District | CP | CP | CP | CP | CP | CP | CP | CP | | |
|------------------------|-----------------------|-----------|-----------|-------------------------|--------------|--------------------------|-----------|-----------|-------|-------|
| St. Paul Music Academy | 558 | CP 23->24 | 83.2% | 6.4% | 10.4% | CP 24->25 | 85.9% | 9.0% | | |
| | CP 20->21 | 84.8% | 10.8% | CP 21->22 | 74.4% | 11.7% | 13.8% | | | |
| | CP 22->23 | 72.9% | 8.3% | 18.8% | CP 23->24 | 79.1% | 10.3% | 10.6% | | |
| | CP 24->25 | 83.5% | 11.7% | Adams Spanish Immersion | 410 | CP 20->21 | 86.0% | 5.8% | 8.2% | |
| | CP 21->22 | 84.5% | 10.5% | | CP 22->23 | 87.6% | 9.0% | | | |
| | CP 23->24 | 90.0% | 6.7% | | CP 24->25 | 88.2% | 8.7% | | | |
| American Indian Magnet | 579 | CP 20->21 | 83.3% | | 11.9% | CP 21->22 | 69.7% | 10.1% | 20.3% | |
| | CP 22->23 | 77.0% | 18.5% | | CP 23->24 | 82.1% | 5.8% | 12.1% | | |
| | CP 24->25 | 83.4% | 12.3% | | Capitol Hill | 494 | CP 20->21 | 93.2% | 5.6% | |
| | CP 21->22 | 89.8% | 8.7% | CP 22->23 | | 91.4% | 7.6% | | | |
| | CP 23->24 | 93.1% | 5.5% | CP 24->25 | | 92.5% | 6.4% | | | |
| | Crossroads Montessori | 465 | CP 20->21 | 74.7% | | 9.6% | 15.7% | CP 21->22 | 64.0% | 14.2% |
| CP 22->23 | | 67.5% | 9.6% | 23.0% | | CP 23->24 | 72.0% | 8.5% | 19.5% | |
| CP 24->25 | | 70.0% | 13.3% | 16.7% | | East African Elem Magnet | 442 | CP 24->25 | 65.4% | 9.0% |
| Farnsworth Lower | | 458 | CP 20->21 | 90.4% | 7.2% | | CP 21->22 | 77.0% | 9.6% | 13.4% |
| | | CP 22->23 | 87.0% | 11.1% | CP 23->24 | 78.6% | 7.1% | 14.4% | | |
| | | CP 24->25 | 79.0% | 5.9% | 15.1% | Four Seasons | 460 | CP 20->21 | 76.0% | 10.1% |
| | CP 21->22 | 65.7% | 12.4% | 21.9% | CP 22->23 | | 53.0% | 21.8% | 25.2% | |
| | CP 23->24 | 66.1% | 10.9% | 23.0% | CP 24->25 | | 70.8% | 15.6% | 13.7% | |

| | | | | | | |
|--------|--|-----|-----------|-------|-------|-------|
| | | | CP 24->25 | 70.0% | 15.0% | 15.1% |
| | Jie Ming Mandarin Immersion | 483 | CP 20->21 | 83.1% | | 14.2% |
| | | | CP 21->22 | 81.7% | | 13.7% |
| | | | CP 22->23 | 88.9% | | 8.2% |
| | | | CP 23->24 | 94.1% | | |
| | | | CP 24->25 | 94.8% | | |
| | L'Etoile du Nord Lower | 463 | CP 20->21 | 72.0% | 9.3% | 18.7% |
| | | | CP 21->22 | 76.3% | | 18.1% |
| | | | CP 22->23 | 79.3% | 6.0% | 14.7% |
| | L'Etoile du Nord Upper | 462 | CP 20->21 | 82.5% | | 12.4% |
| | | | CP 21->22 | 85.6% | | 9.6% |
| | | | CP 22->23 | 81.2% | | 15.6% |
| | | | CP 23->24 | 88.0% | 5.8% | 6.2% |
| | | | CP 24->25 | 88.6% | | 6.6% |
| | Obama Service Learning | 578 | CP 20->21 | 72.6% | 13.0% | 14.4% |
| | | | CP 21->22 | 58.2% | 12.7% | 29.1% |
| | | | CP 22->23 | 46.5% | 27.7% | 25.8% |
| | | | CP 23->24 | 82.5% | | 17.5% |
| | Saint Paul Online Elem. | 400 | CP 22->23 | 25.2% | 47.7% | 27.1% |
| | | | CP 23->24 | 53.5% | 23.5% | 23.0% |
| | | | CP 24->25 | 70.0% | 11.8% | 18.2% |
| | Txuj Ci Hmong Language & Culture Lower | 541 | CP 20->21 | 87.3% | | 9.0% |
| | | | CP 21->22 | 70.6% | 14.6% | 14.8% |
| | | | CP 22->23 | 86.3% | | 10.1% |
| | | | CP 23->24 | 88.4% | | 8.1% |
| | | | CP 24->25 | 85.6% | | 9.2% |
| | Wellstone | 552 | CP 20->21 | 83.7% | | 10.6% |
| | | | CP 21->22 | 72.0% | 8.6% | 19.4% |
| | | | CP 22->23 | 79.2% | 7.7% | 13.0% |
| | | | CP 23->24 | 73.9% | 10.5% | 15.6% |
| | | | CP 24->25 | 73.4% | 10.1% | 16.4% |
| Middle | Battle Creek Middle | 310 | CP 20->21 | 81.0% | 6.9% | 12.1% |
| | | | CP 21->22 | 71.2% | 9.2% | 19.6% |
| | | | CP 22->23 | 71.7% | 12.2% | 16.0% |
| | | | CP 23->24 | 73.3% | 12.6% | 14.2% |
| | | | CP 24->25 | 75.3% | 11.0% | 13.8% |
| | E-STEM Middle | 357 | CP 20->21 | 87.8% | | 10.5% |
| | | | CP 21->22 | 78.7% | | 15.8% |
| | | | CP 22->23 | 81.0% | | 12.1% |

| | | | | | | | | |
|--|-----|--|-------------------------|-------|-----------|-------|-------|-------|
| | | | CP 22->23 | 81.9% | | 13.4% | | |
| | | | CP 23->24 | 82.9% | | 14.1% | | |
| | | | CP 24->25 | 80.1% | | 14.8% | | |
| Farnsworth Upper | 315 | | CP 20->21 | 89.2% | | 7.6% | | |
| | | | CP 21->22 | 81.1% | | 14.5% | | |
| | | | CP 22->23 | 74.9% | 9.5% | 15.6% | | |
| | | | CP 23->24 | 80.2% | | 15.5% | | |
| | | | CP 24->25 | 85.9% | | 11.9% | | |
| Global Arts Plus Upper | 528 | | CP 20->21 | 87.4% | | 9.7% | | |
| | | | CP 21->22 | 79.6% | 8.7% | 11.7% | | |
| | | | CP 22->23 | 74.4% | 11.6% | 14.0% | | |
| | | | CP 23->24 | 78.7% | 6.7% | 14.6% | | |
| | | | CP 24->25 | 76.3% | 10.6% | 13.1% | | |
| Hidden River Middle | 345 | | CP 20->21 | 83.4% | | 11.5% | | |
| | | | CP 21->22 | 75.9% | 7.1% | 17.0% | | |
| | | | CP 22->23 | 74.5% | 9.7% | 15.7% | | |
| | | | CP 23->24 | 76.5% | 6.4% | 17.1% | | |
| | | | CP 24->25 | 80.1% | 7.4% | 12.5% | | |
| Highland Park Middle | 330 | | CP 20->21 | 93.3% | | 5.6% | | |
| | | | CP 21->22 | 88.5% | | 9.4% | | |
| | | | CP 22->23 | 88.9% | | 8.6% | | |
| | | | CP 23->24 | 88.9% | | 7.5% | | |
| | | | CP 24->25 | 89.6% | | 7.8% | | |
| Murray Middle | 342 | | CP 20->21 | 80.8% | | 13.7% | | |
| | | | CP 21->22 | 73.1% | 10.9% | 15.9% | | |
| | | | CP 22->23 | 73.3% | 5.9% | 20.8% | | |
| | | | CP 23->24 | 79.2% | 6.0% | 14.8% | | |
| | | | CP 24->25 | 80.8% | | 13.6% | | |
| Parkway Montessori Middle | 344 | | CP 20->21 | 91.8% | | | | |
| | | | CP 21->22 | 70.8% | 11.3% | 17.9% | | |
| | | | CP 22->23 | 75.0% | | 25.0% | | |
| Saint Paul Online Middle | 300 | | CP 22->23 | 38.9% | 40.5% | 20.6% | | |
| | | | CP 23->24 | 56.0% | 23.3% | 20.7% | | |
| | | | CP 24->25 | 57.3% | 25.0% | 17.7% | | |
| Txuj Ci Hmong Language & Culture Upper | 328 | | CP 23->24 | 92.3% | | 5.8% | | |
| | | | CP 24->25 | 90.7% | | 6.8% | | |
| Washington MS | 362 | | CP 24->25 | 74.2% | 10.5% | 15.2% | | |
| Secondary | | | Creative Arts Secondary | 211 | CP 20->21 | 72.2% | 14.4% | 13.4% |

| | | | | | | |
|-------------|------------------------|-----|-----------|-------|-------|-------|
| | | | CP 21->22 | 59.8% | 23.6% | 16.6% |
| | | | CP 22->23 | 56.3% | 23.2% | 20.4% |
| | | | CP 23->24 | 61.3% | 21.1% | 17.5% |
| | | | CP 24->25 | 63.9% | 18.4% | 17.8% |
| | Humboldt | 225 | CP 20->21 | 83.1% | | 12.8% |
| | | | CP 21->22 | 80.2% | 6.1% | 13.7% |
| | | | CP 22->23 | 78.0% | 7.3% | 14.7% |
| | | | CP 23->24 | 80.3% | 8.2% | 11.6% |
| | | | CP 24->25 | 79.2% | 7.5% | 13.4% |
| | Open World Learning | 250 | CP 20->21 | 89.6% | | |
| | | | CP 21->22 | 88.9% | | 8.0% |
| | | | CP 22->23 | 91.0% | | 5.6% |
| | | | CP 23->24 | 93.9% | | |
| | | | CP 24->25 | 92.3% | | |
| Senior High | Central Sr. High | 210 | CP 20->21 | 86.5% | | 10.0% |
| | | | CP 21->22 | 84.6% | | 9.7% |
| | | | CP 22->23 | 81.2% | 6.5% | 12.3% |
| | | | CP 23->24 | 82.8% | 6.1% | 11.2% |
| | | | CP 24->25 | 86.7% | | 8.1% |
| | Como Park Sr. High | 212 | CP 20->21 | 84.9% | | 11.4% |
| | | | CP 21->22 | 79.8% | 8.2% | 12.1% |
| | | | CP 22->23 | 76.0% | 7.8% | 16.2% |
| | | | CP 23->24 | 80.9% | 5.9% | 13.2% |
| | | | CP 24->25 | 80.2% | 7.6% | 12.2% |
| | Harding Sr. High | 215 | CP 20->21 | 88.1% | | 9.2% |
| | | | CP 21->22 | 80.4% | 7.5% | 12.1% |
| | | | CP 22->23 | 79.8% | 5.9% | 14.3% |
| | | | CP 23->24 | 79.2% | 6.6% | 14.1% |
| | | | CP 24->25 | 81.1% | 6.5% | 12.4% |
| | Highland Park Sr. High | 220 | CP 20->21 | 92.9% | | |
| | | | CP 21->22 | 90.8% | | 5.8% |
| | | | CP 22->23 | 91.8% | | 5.9% |
| | | | CP 23->24 | 91.3% | | 6.4% |
| | | | CP 24->25 | 90.3% | | 5.9% |
| | Johnson Sr. High | 230 | CP 20->21 | 85.1% | | 10.3% |
| | | | CP 21->22 | 79.8% | 6.8% | 13.4% |
| | | | CP 22->23 | 75.1% | 6.9% | 18.0% |
| | | | CP 23->24 | 74.7% | 9.2% | 16.1% |

| | | | | | |
|------------------------|-----|-----------|-------|-------|-------|
| | | CP 24->25 | 78.7% | 6.8% | 14.6% |
| Saint Paul Online High | 200 | CP 22->23 | 44.9% | 36.7% | 18.4% |
| | | CP 23->24 | 61.1% | 19.5% | 19.5% |
| | | CP 24->25 | 58.6% | 18.6% | 22.9% |
| Washington HS | 252 | CP 20->21 | 85.5% | | 10.4% |
| | | CP 21->22 | 77.3% | 9.5% | 13.2% |
| | | CP 22->23 | 73.7% | 10.8% | 15.5% |
| | | CP 23->24 | 78.6% | 8.9% | 12.5% |
| | | CP 24->25 | 79.9% | 5.8% | 14.3% |

Saint Paul Public Schools - School Oct 1 to Oct 1 Same School Trend by School

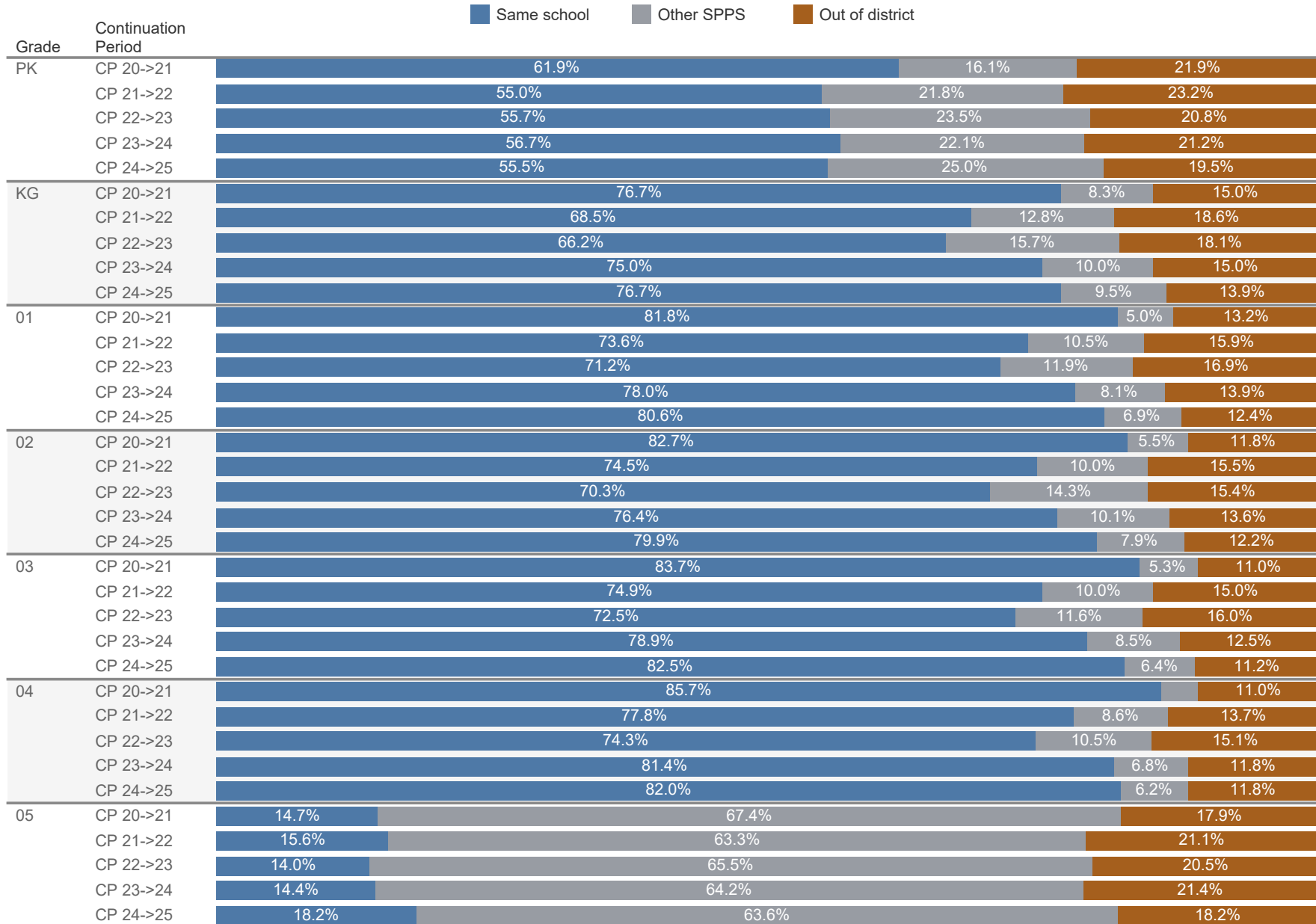
Includes students in traditional schools who could be expected to stay in the same school based on the grades offered in that school (or unified program)

| School Type | Elementary Type | School Name | School Number | CP 20->21 | | CP 21->22 | | CP 22->23 | | CP 23->24 | | CP 24->25 | | | |
|--------------------------|-----------------|--------------------------|---------------|--------------------------|-------------------------|---------------|-------------------------|---------------|-------------------------|---------------|-------------------------|---------------|-------------------------|-------|--|
| | | | | % Same School | Change from previous CP | % Same School | Change from previous CP | % Same School | Change from previous CP | % Same School | Change from previous CP | % Same School | Change from previous CP | | |
| Elementary | Community | Galtier | 467 | 59.3% | 71.0% | 11.7% | 0.0% | -71.0% | | | | | | | |
| | | Jackson | 500 | 80.5% | 68.2% | -12.3% | 0.0% | -68.2% | | | | | | | |
| | | John A. Johnson | 415 | 82.3% | 64.8% | -17.5% | 0.0% | -64.8% | | | | | | | |
| | | Highwood Hills | 496 | 61.3% | 63.0% | 1.7% | 66.3% | 3.3% | 65.2% | -1.1% | 57.5% | -7.7% | | | |
| | | Bruce F. Vento | 449 | 71.8% | 69.7% | -2.1% | 63.6% | -6.2% | 61.3% | -2.3% | 66.0% | 4.7% | | | |
| | | Maxfield | 524 | 71.3% | 55.9% | -15.3% | 58.9% | 3.0% | 60.5% | 1.6% | 66.7% | 6.1% | | | |
| | | Hamline Elementary | 482 | 74.7% | 69.5% | -5.2% | 65.3% | -4.2% | 68.4% | 3.1% | 67.1% | -1.3% | | | |
| | | Dayton's Bluff | 433 | 73.6% | 64.7% | -8.9% | 70.9% | 6.2% | 66.7% | -4.3% | 72.3% | 5.6% | | | |
| | | Expo | 435 | 81.5% | 74.7% | -6.8% | 80.4% | 5.6% | 78.7% | -1.7% | 74.1% | -4.6% | | | |
| | | Cherokee Heights | 428 | 70.2% | 64.5% | -5.7% | 57.8% | -6.7% | 59.6% | 1.8% | 74.3% | 14.7% | | | |
| | | The Heights Community | 488 | 77.7% | 64.6% | -13.0% | 68.5% | 3.9% | 72.7% | 4.2% | 74.6% | 1.9% | | | |
| | | Hazel Park Prep. Academy | 489 | 73.5% | 63.2% | -10.3% | 65.7% | 2.5% | 70.7% | 4.9% | 75.1% | 4.5% | | | |
| | | Eastern Heights | 452 | 80.9% | 71.3% | -9.6% | 72.8% | 1.6% | 79.7% | 6.8% | 76.5% | -3.2% | | | |
| | | Battle Creek Elementary | 422 | 80.6% | 69.1% | -11.4% | 74.2% | 5.1% | 77.8% | 3.6% | 78.0% | 0.2% | | | |
| | | Como Park Elementary | 431 | 74.7% | 69.2% | -5.4% | 69.3% | 0.1% | 70.4% | 1.1% | 80.5% | 10.0% | | | |
| | | St. Anthony Park | 557 | 81.0% | 74.2% | -6.7% | 88.3% | 14.1% | 82.4% | -5.9% | 80.8% | -1.6% | | | |
| | | Frost Lake | 464 | 78.2% | 69.5% | -8.7% | 75.8% | 6.4% | 77.0% | 1.1% | 81.3% | 4.3% | | | |
| | | Groveland Park | 476 | 82.6% | 78.3% | -4.3% | 79.3% | 1.0% | 82.0% | 2.7% | 83.0% | 1.0% | | | |
| | | Chelsea Heights | 425 | 77.1% | 71.7% | -5.5% | 77.3% | 5.6% | 85.2% | 7.9% | 86.1% | 0.9% | | | |
| | | Randolph Heights | 545 | 86.4% | 83.2% | -3.2% | 85.2% | 2.1% | 87.7% | 2.4% | 87.2% | -0.4% | | | |
| | | Horace Mann | 518 | 84.9% | 82.8% | -2.1% | 91.6% | 8.8% | 90.2% | -1.4% | 92.5% | 2.3% | | | |
| | | Regional | | Benjamin E. Mays | 424 | 72.5% | 66.6% | -5.9% | 64.9% | -1.7% | 66.9% | 2.0% | 62.5% | -4.3% | |
| | | | | Global Arts Plus Lower | 510 | 82.3% | 73.1% | -9.2% | 80.2% | 7.1% | 75.0% | -5.2% | 70.6% | -4.4% | |
| | | | | Crossroads Science | 466 | 83.3% | 68.8% | -14.5% | 61.7% | -7.1% | 74.0% | 12.3% | 71.0% | -3.0% | |
| | | | | Mississippi | 527 | 81.0% | 72.3% | -8.6% | 72.3% | 0.0% | 67.2% | -5.0% | 72.8% | 5.6% | |
| | | | | Highland Park Elementary | 491 | 77.4% | 72.6% | -4.8% | 72.6% | -0.1% | 72.1% | -0.5% | 77.4% | 5.3% | |
| Nokomis Montessori North | 533 | | | 86.1% | 74.9% | -11.2% | 85.2% | 10.2% | 86.0% | 0.8% | 79.6% | -6.4% | | | |
| Nokomis Montessori South | 534 | | | 87.1% | 75.5% | -11.6% | 81.6% | 6.2% | 86.5% | 4.9% | 82.8% | -3.7% | | | |
| St Paul Music Academy | 558 | 84.8% | 74.4% | -10.4% | 72.9% | -1.5% | 79.1% | 6.1% | 83.5% | 4.4% | | | | | |

| | | | 2022 | 2021 | 2022 | 2021 | 2022 | 2021 | 2022 | 2021 | |
|-----------------------------|-----------------------------|-------|-------|-------|--------|-------|--------|-------|--------|-------|-------|
| | Riverview | 551 | 86.3% | 69.0% | -17.3% | 57.0% | -12.0% | 83.2% | 26.2% | 85.9% | 2.7% |
| | J.J. Hill Montessori | 493 | 79.7% | 76.5% | -3.2% | 75.7% | -0.7% | 82.2% | 6.5% | 87.0% | 4.8% |
| District | L'Etoile du Nord Lower | 463 | 72.0% | 76.3% | 4.3% | 79.3% | 3.1% | | | | |
| | Obama Service Learning | 578 | 72.6% | 58.2% | -14.4% | 46.5% | -11.7% | 0.0% | -46.5% | | |
| | East African Elem Magnet | 442 | | | | | | | | 65.4% | |
| | Crossroads Montessori | 465 | 74.7% | 64.0% | -10.7% | 67.5% | 3.5% | 72.0% | 4.5% | 70.0% | -2.0% |
| | Saint Paul Online Elem. | 400 | | | | 25.2% | | 53.5% | 28.2% | 70.0% | 16.5% |
| | Four Seasons | 460 | 76.0% | 65.7% | -10.2% | 53.0% | -12.7% | 66.1% | 13.1% | 70.8% | 4.6% |
| | Wellstone | 552 | 83.7% | 72.0% | -11.7% | 79.2% | 7.2% | 73.9% | -5.3% | 73.4% | -0.5% |
| | Farnsworth Lower | 458 | 90.4% | 77.0% | -13.5% | 87.0% | 10.1% | 78.6% | -8.4% | 79.0% | 0.4% |
| | American Indian Magnet | 579 | 83.3% | 69.7% | -13.7% | 77.0% | 7.4% | 82.1% | 5.1% | 83.4% | 1.3% |
| | Txuj Ci Hmong Language & .. | 541 | 87.3% | 70.6% | -16.7% | 86.3% | 15.7% | 88.4% | 2.1% | 85.6% | -2.8% |
| | Adams Spanish Immersion | 410 | 86.0% | 84.5% | -1.5% | 87.6% | 3.1% | 90.0% | 2.4% | 88.2% | -1.8% |
| | L'Etoile du Nord Upper | 462 | 82.5% | 85.6% | 3.1% | 81.2% | -4.5% | 88.0% | 6.8% | 88.6% | 0.6% |
| | Capitol Hill | 494 | 93.2% | 89.8% | -3.4% | 91.4% | 1.6% | 93.1% | 1.7% | 92.5% | -0.6% |
| | Jie Ming Mandarin Immersion | 483 | 83.1% | 81.7% | -1.5% | 88.9% | 7.2% | 94.1% | 5.2% | 94.8% | 0.7% |
| Middle | Parkway Montessori Middle | 344 | 91.8% | 70.8% | -21.0% | 0.0% | -70.8% | | | | |
| | Saint Paul Online Middle | 300 | | | | 38.9% | | 56.0% | 17.1% | 57.3% | 1.3% |
| | Washington MS | 362 | | | | | | | | 74.2% | |
| | Battle Creek Middle | 310 | 81.0% | 71.2% | -9.8% | 71.7% | 0.5% | 73.3% | 1.5% | 75.3% | 2.0% |
| | Global Arts Plus Upper | 528 | 87.4% | 79.6% | -7.8% | 74.4% | -5.2% | 78.7% | 4.3% | 76.3% | -2.3% |
| | E-STEM Middle | 357 | 87.8% | 78.7% | -9.2% | 81.9% | 3.2% | 82.9% | 1.1% | 80.1% | -2.9% |
| | Hidden River Middle | 345 | 83.4% | 75.9% | -7.5% | 74.5% | -1.3% | 76.5% | 2.0% | 80.1% | 3.6% |
| | Murray Middle | 342 | 80.8% | 73.1% | -7.7% | 73.3% | 0.2% | 79.2% | 5.8% | 80.8% | 1.6% |
| | Farnsworth Upper | 315 | 89.2% | 81.1% | -8.1% | 74.9% | -6.2% | 80.2% | 5.2% | 85.9% | 5.7% |
| | Highland Park Middle | 330 | 93.3% | 88.5% | -4.8% | 88.9% | 0.4% | 88.9% | 0.0% | 89.6% | 0.7% |
| Txuj Ci Hmong Language & .. | 328 | | | | | | 92.3% | | 90.7% | -1.6% | |
| Secondary | Creative Arts Secondary | 211 | 72.2% | 59.8% | -12.4% | 56.3% | -3.5% | 61.3% | 5.0% | 63.9% | 2.5% |
| | Humboldt | 225 | 83.1% | 80.2% | -2.9% | 78.0% | -2.3% | 80.3% | 2.3% | 79.2% | -1.1% |
| | Open World Learning | 250 | 89.6% | 88.9% | -0.7% | 91.0% | 2.1% | 93.9% | 2.9% | 92.3% | -1.6% |
| Senior High | Saint Paul Online High | 200 | | | | 44.9% | | 61.1% | 16.2% | 58.6% | -2.5% |
| | Johnson Sr. High | 230 | 85.1% | 79.8% | -5.3% | 75.1% | -4.7% | 74.7% | -0.4% | 78.7% | 4.0% |
| | Washington HS | 252 | 85.5% | 77.3% | -8.2% | 73.7% | -3.6% | 78.6% | 4.9% | 79.9% | 1.3% |
| | Como Park Sr. High | 212 | 84.9% | 79.8% | -5.1% | 76.0% | -3.8% | 80.9% | 5.0% | 80.2% | -0.8% |
| | Harding Sr. High | 215 | 88.1% | 80.4% | -7.7% | 79.8% | -0.6% | 79.2% | -0.6% | 81.1% | 1.8% |
| Central Sr. High | 210 | 86.5% | 84.6% | -2.0% | 81.2% | -3.3% | 82.8% | 1.5% | 86.7% | 4.0% | |

Saint Paul Public Schools - District Oct 1 to Oct 1 Continuation Rate Trend: Grades PK-05

Includes all students in traditional and non-traditional schools except for grade 12, even if students cannot continue in the same school (or unified program)



Saint Paul Public Schools - District Oct 1 to Oct 1 Continuation Rate Trend: Grades 06-11

Includes all students in traditional and non-traditional schools except for grade 12, even if students cannot continue in the same school (or unified program)

