






# SQUARES GEOBOARD




Draw lines to connect the dots and make as many squares as you can. Remember, all the sides of a square have to be the same length. On board #2 there are dots missing. Think about how long the side of the square is when connecting dots.

Board #1



Board #2



The example square has 9 squares.

Example Board:

