


# THE *Princess* IN **BLACK** series

by Shannon Hale & Dean Hale

illustrated by LeUyen Pham



# THE *Princess* IN *BLACK* series



by Shannon Hale & Dean Hale



illustrated by LeUyen Pham

## About the Series

Who says princesses don't wear black? When goat-eating monsters rear their hungry heads, Princess Magnolia ditches her flouncy dresses and becomes the Princess in Black! After all, stopping monsters is no job for a dainty princess. This humorous series from award-winning writing team Shannon and Dean Hale and illustrator LeUyen Pham is filled with action, adventure, and secrecy for young readers who like their princesses not only prim and perfect, but also dressed in black.



## Common Core Connections

This teachers' guide with connections to the Common Core includes discussion questions, language arts activities, vocabulary instruction, and more to accommodate the learning needs of most students in kindergarten through grade 3. The guide is intended to be used after students read a book independently, as a group, or a combination of both.

Notes throughout the guide correlate the discussion and activities to specific Common Core Language Arts and Math Content Standards. For more information on specific standards for your grade level, visit the Common Core website at [www.corestandards.org](http://www.corestandards.org).

## About the Authors



PHOTO BY JENN FERRENCE

SHANNON AND DEAN HALE are the husband-and-wife writing team behind the graphic novels *Rapunzel's Revenge* and *Calamity Jack*, both illustrated by Nathan

Hale. Shannon Hale is also the author of the Newbery Honor Book *Princess Academy*. Shannon had the idea for these books when their daughter Maggie informed her that "princesses don't wear black." She immediately began to think up a princess who did just that — a superhero, perhaps, working to protect her kingdom. About these books, the authors say, "Sometimes our daughters wear princess dresses and play tea party, and sometimes they don capes and fight monsters. We wanted to write a character who does both, too!" Shannon and Dean Hale live in Salt Lake City, Utah, with their four young children.

## About the Illustrator



PHOTO BY ANOUK KUIJSEKES

LEUYEN PHAM is the illustrator of many books for children, including *God's Dream* by Archbishop Desmond Tutu and Douglas Carlton Abrams and *Aunt Mary's*

*Rose* by Douglas Wood. About the Princess in Black series, she says, "I was never a very princessy girl, and I always preferred playing superheroes to playing girl games. I would have loved this!"



# THE *Princess* IN BLACK

by Shannon Hale & Dean Hale illustrated by LeUyen Pham

Who says princesses don't wear black?  
When trouble raises its blue monster head,  
Princess Magnolia ditches her flouncy  
dresses and becomes the Princess in Black!



HC: 978-0-7636-6510-4 • PB: 978-0-7636-7888-3



### Common Core Connections >

Literature: Integration of Knowledge and Ideas RL.1.9: Compare and contrast the adventures and experiences of characters in stories.

Literature: Integration of Knowledge and Ideas RL.3.9: Compare and contrast the themes, settings, and plots of stories written by the same author about the same or similar characters.



### Common Core Connections >

Literature: Key Ideas and Details RL.2.4: Describe how words and phrases (e.g., regular beats, alliteration, rhymes, repeated lines) supply rhythm and meaning in a story, poem, or song.

**SPARKLE  
SLAM!**

Illustrations © 2014 by LeUyen Pham

## Discussion Questions

1. "Princesses do not wear black." Do you agree with this statement? Why? Should it make a difference what a princess wears or what color her clothing is?
2. There is a rule against climbing through the hole in the ceiling of Monster Land, but the monsters don't always follow the rule. How would you keep the monsters in Monster Land? Would you close the hole? Would you move the goats to another location?

## Who Is That Masked Girl?

Duff the goat boy notices some similarities between the Princess in Black and Princess Magnolia (height, eye color, and tiara) and wonders if they could be the same person. Discuss with students the similarities between Princess Magnolia and the Princess in Black. Talk about physical similarities as well as character traits and behavior. Do they both possess good core values? How can you tell? How does Princess Magnolia/the Princess in Black compare to Duff or Duchess Wigtower? Create a character trait chart with headers such as *giving*, *polite*, *kind*, *nosy*, *curious*, and so on. Have students analyze the behavior of each character and check off the applicable traits for each one.

## Sparkle Slam and Princess Pounce

The Princess in Black has several alliterative fighting moves. Explain to students that alliteration is the use of the same initial consonant sound in words that are close together. Draw attention to the way the authors use alliteration to emphasize the action in the story. Challenge students to find examples of alliteration throughout (e.g., "The breeze from the window was warm and wishy") and make a list. The students could make this into a game by working together in groups and seeing which group can find the most examples of alliteration. Finally, have students practice using alliteration in their own writing. Ask them to describe themselves or something in the classroom using alliteration (e.g., "I bounce basketballs beautifully"). A variation of this activity is for students to create a comic book sketch using their own version of alliteration for an action scene, such as a picture of two monsters fighting with the words *monster mash* above it.



# THE *Princess* IN BLACK and the PERFECT PRINCESS PARTY

by Shannon Hale & Dean Hale illustrated by LeUyen Pham

Inconvenient monster alarms, a sparkly array of princess guests, and spot-on slapstick pacing make for a party readers will celebrate.

HC: 978-0-7636-6511-1 • PB: 978-0-7636-8758-8



### Common Core Connections >

Speaking and Listening:  
Presentation of Knowledge and Ideas SL.1.5: Add drawings or other visual displays to descriptions when appropriate to clarify ideas, thoughts, and feelings.



### Common Core Connections >

Writing: Text Types and Purposes  
WS.1.2: Write informative/explanatory texts in which they name a topic, supply some facts about the topic, and provide some sense of closure



## Discussion Questions

1. The Princess in Black yells, "Behave, beast!" Does this work to stop the monster? Do the monsters always listen to her? How does she want them to behave?
2. Princess Magnolia has had several close calls when other people almost discover her secret in the broom closet. How would you protect your secret if you were Princess Magnolia? Should she find a better location or put a lock on the door?

## Attack of the Hungry Monsters

The monsters from Monster Land just want to eat goats. They can't remember rules, they don't like sunshine or the unpleasantly fresh air, and they certainly don't like being yelled at. Discuss the monsters' behavior with your students. Then talk about various anti-bullying campaigns they might have seen. Ask them if they think the monsters behave like bullies. Have students use the details discussed to create a poster or advertisement for an "anti-monster campaign."



## Magnolia, Monsters, and Other Math Applications

In *The Princess in Black and the Perfect Princess Party* there are twelve princesses at Princess Magnolia's birthday party, and the final monster gives the Princess in Black twelve stones. Princess Magnolia gives one stone to each of her guests ( $12 \div 12 = 1$ ). Explain to students that math can be found everywhere, including in a fictional story. Use aspects of the story to write unique math problems for your class. For example: There are twelve guests at Princess Magnolia's party, and each one has a mount that she rides in the race. How many animals run in the race? Create math problems ranging from easy to challenging. Then have students work in pairs to figure out the answers and write their own math stories.



# THE *Princess* IN *BLACK* and the *HUNGRY BUNNY HORDE*

by Shannon Hale & Dean Hale illustrated by LeUyen Pham

It's a case of monstrous cuteness as the Princess in Black encounters a new challenge: a field overrun by adorable bunnies.



HC: 978-0-7636-6513-5 • PB: 978-0-7636-9089-2

## Discussion Questions

1. Duff likes to study the Princess in Black's ninja skills. What type of training and skill would it require to wage battle with monsters?
2. Do you think that one day Duff the goat boy will actually become the Goat Avenger and fight beside the Princess in Black? Make a prediction as to whether Duff becomes Princess Magnolia's partner.



### Common Core Connections >

Speaking and Listening:  
Comprehension and Collaboration  
SL.1.1: Participate in collaborative conversations with diverse partners about grade 1 topics and texts with peers and adults in small and larger groups.

A: Follow agreed-upon rules for discussions (e.g., listening to others with care, speaking one at a time about the topic and texts under discussion).

B: Build on others' talk in conversations by responding to the comments of others through multiple exchanges.

C: Ask questions to clear up any confusion about the topics and texts under discussion.

### Common Core Connections >

Language: Vocabulary  
Acquisition and Use L.2.5:  
Demonstrate understanding of word relationships and nuances in word meanings.


A: Identify real-life connections between words and their use.

## Feed the Monster

The bunnies like the green grass in the goat pasture, but they also nibble Blacky's tail and consider eating the Princess in Black! They don't seem to understand what qualifies as food. In addition to goats, the monsters from Monster Land eat a lot of yucky things, such as toenail clippings. Discuss what might be better food choices for the bunnies and monsters. Talk about the importance of eating fruits and vegetables and how healthy eating improves one's mood and can prevent a person from becoming a grouchy monster. Have students cut out pictures from magazines or draw pictures of both nutritional and unhealthy foods. Cut a hole in a cardboard box and decorate it to look like a monster's mouth. As each child shares his or her food pictures, determine as a group whether it is healthy enough to feed the monster or whether it should be put in a junk pile.

## Fly, Blacky, Fly!

Blacky is the Princess in Black's faithful steed. Blacky knows that when she says "fly," she means "run very fast." Ask students why the Princess in Black might have told Blacky to fly if, in fact, he cannot fly at all. Ask them if they have ever heard the phrase "fly like the wind." Explain that this kind of phrase is called a simile — when something is likened to something else, usually incorporating the words *like* or *as*. It might be difficult for students to brainstorm a list of similes on their own, so create a list of examples. Begin by asking students to sing "Twinkle, Twinkle, Little Star" ("like a diamond in the sky") or "Mary Had a Little Lamb" ("whose fleece was white as snow"). Some common similes you may suggest include "easy as pie," "hungry like a wolf," "blind as a bat," or "happy as a clam." Once you have a sufficient list of similes, ask that each student select one to illustrate and use in a sentence. After students have written and illustrated their similes, display them on a bulletin board or wall in the classroom.



# THE *Princess* IN BLACK TAKES A VACATION

by Shannon Hale & Dean Hale illustrated by LeUyen Pham

Even monster-battling princesses get tired sometimes! But a peaceful time away is hard to find.

HC: 978-0-7636-6512-8 • PB: 978-0-7636-9451-7



## Discussion Questions

1. Battling monsters has exhausted the Princess in Black, but the Goat Avenger is eager to do it. Why do you think he wants to fight monsters?
2. Princess Magnolia's monster alarm is her glitter-stone ring. If you were a secret superhero battling monsters, what kind of alarm would you use?

## Splendid Sleep

Sleep is important to students as well as princesses! Make a list with your class of all the reasons Princess Magnolia did not get enough sleep. Then make a list of things that keep your students from getting sleep. Are any of the reasons the same? Finally, make a list of all the things that help your students get to sleep.

Pass out slips of paper and have each student write down what time they go to bed at night and what time they awake. Remind them to use *a.m.* and *p.m.* to indicate morning or night. Collect them, then have either small groups or individuals create picture or bar graphs to reflect the class data on sleep. They can show the variety of bedtimes, the variety of waking times, the total hours of sleep each night, or other information. For a bonus math question, challenge students to add up all the hours to see how much sleep your whole class gets!

Ask each student to write a piece on "How to Go to Bed" detailing what they do before going to bed.

## Secret Superhero

Princess Magnolia is secretly the Princess in Black, and mild-mannered Duff the goat boy becomes the Goat Avenger. Ask your class who they would be if they were superheroes. Have them draw pictures of themselves as superheroes, including their monster alarms and superhero names.



### Common Core Connections >


Writing: Research to Build and Present Knowledge W.1.7:

Participate in shared research and writing projects.

Writing: Research to Build and Present Knowledge W.2.8: Recall information from experiences or gather information from provided sources to answer a question.

Math Content: Tell and Write Time MC.1.MD.B.3: Tell and write time in hours and half-hours using analog and digital clocks.

Math Content: Work with Time and Money MC.2.MD.C.7: Tell and write time from analog and digital clocks to the nearest five minutes, using a.m. and p.m.



# THE *Princess* IN *BLACK* and the *MYSTERIOUS PLAYDATE*

by Shannon Hale & Dean Hale illustrated by LeUyen Pham

Noseholes and elephants! A pet-eating monster interrupts a perfect playdate with Princess Sneezewort. . . .  
But who is that new masked avenger?



HC: 978-0-7636-8826-4 • PB: 978-1-5362-0051-5

## Discussion Questions

1. Princess Magnolia is afraid of snails. Do you think the Princess in Black is, too? Do you think someone who can battle a monster could be afraid of something that cannot hurt her? Do fears always make sense?
2. The Princess in Black is really Princess Magnolia. Why do you think she needs to keep her identity a secret? Is it difficult for her to keep her secret? Use examples from the story to explain why.



### Common Core Connections >

Literature: Integration of Knowledge and Ideas RL.2.7: Use information gained from the illustrations and words in print or digital text to demonstrate understanding of its characters, setting, or plot.



### Common Core Connections >

Language: Vocabulary Acquisition and Use L.2.4: Determine or clarify the meaning of unknown and multiple-meaning words and phrases from an array of strategies. E: Use glossaries and beginning dictionaries, both print and digital, to determine or clarify the meaning of words and phrases.

## Name Your Character

The authors of the Princess in Black series come up with funny names for many of their characters (such as Sir Hogswell, Frimplepants, and Princess Sneezewort). Have each student create and name a character. Once the character is named, have students draw them in a way that reflects the name. Then they should think about how the character would fit into the story and write a scene portraying their newly invented character interacting with existing characters in the series.

## Alarming Vocabulary

Princess Magnolia's monster alarm wasn't working because she was so far from home, but using an alarm adds to the fun of a fast-paced vocabulary game. Distribute twenty index cards to each student. Have them copy the ten words below onto separate index cards, look up the definition of each word, and write them on the other ten cards. (You can also select your own vocabulary words.) Set a timer to a time of your choosing. Have the students turn their cards over at their desks and mix them up. Start the timer and have students match as many word/definition pairs as they can. Whoever gets the most correct matches in the shortest amount of time wins. You can expand the list of words for a greater challenge.

ambled	interrupt
crept	mumbled
curious	mysterious
disguise	squatted
identity	trolley car



Illustrations © 2017 by LeUyen Pham



# *THE Princess IN BLACK* and the *SCIENCE FAIR SCARE*

by Shannon Hale & Dean Hale illustrated by LeUyen Pham

It's mayhem at the science fair! A squishy goo monster is a challenge for the Princess in Black—but luckily some science-loving princesses are on hand to help.



HC: 978-0-7636-8827-1 • PB: 978-1-5362-0686-9

## *Discussion Questions*

1. Why do you think Princess Magnolia is nervous that her poster that shows how seeds grow into plants won't be good enough? How do you think she feels when the goo monster eats it?
2. How would you describe the goo monster and the purple monster? Hungry? Lonely? Thoughtful? Give examples from the story to support your description.



### **Common Core Connections** ►

Literature: Integration of Knowledge and Ideas RL.2.7: Use information gained from the illustrations and words in print or digital text to demonstrate understanding of its characters, setting, or plot.

## *Your Own Interkingdom Science Fair*

There are lots of excellent ideas for science fair projects in *The Princess in Black and the Science Fair Scare*. Make a list of all the ideas you and your students can find (be sure to check the illustrations, too!), then pick some to try together or for students to attempt individually and present during a class science fair.

## *Make Your Own Monster*

The Princess in Black's monsters come in all shapes and sizes, thanks to illustrator LeUyen Pham. Have your students create their own monsters following these instructions:



1. Close your eyes and draw a wiggly shape on your paper.
2. Open your eyes and add eyes, noses, and mouths to your monster. Put them in unlikely places—eyes on the bottom half of the body or mouths on top of the head (or heads). Use your imagination!
3. Add arms, legs, and tails to your monster. It can be any which way you like—imagine tails coming out of the front instead of the back, or arms where legs should be.
4. Color in your creation and voilà—your own unique monster!