

Fall and Winter Holidays

Interest Level: Grades K-2

Reading Level: Grade 2



Titles in this series:

Caleb's Hanukkah





Carter's Christmas

Daniela's Day of the Dead

Grace's Thanksgiving

Hailey's Halloween

Kevin's Kwanzaa



Standards

National Curriculum Standards for Social Studies

- Culture
- Individual Development and Identity

Common Core Reading (Informational Text)

- Key Ideas and Details
- Range of Reading and Level of Text Complexity

Common Core Writing

- Text Types and Purposes
- Research to Build and Present Knowledge

Multiple Intelligences Utilized

- Verbal-linguistic, visual-spatial, bodily-kinesthetic, interpersonal, intrapersonal

Lesson 1

Explore a Holiday

Purpose

Students will write a report about a holiday that is new or unfamiliar to them.

Materials

- Fall and Winter Holidays series
- pencils
- Explore a Holiday Worksheet p. 6
- lined paper

Prepare

- Copy Explore a Holiday Worksheet p. 6 for each student.
- Divide students into groups of four to six.

Pretest

- What is a holiday?
- On the board, make a list of holidays people celebrate.
- Talk about how people celebrate these holidays. Do students' families have special customs surrounding these holidays?

Read

- Each small group should read a different Fall and Winter Holidays book.

Discuss

- Which of these holidays have students celebrated?
- How are the holidays they read about alike? How are they different?

Model

- Write When, Who, Where, Why, and How on the board.
- Using one holiday from the Fall and Winter Holidays series as an example, write responses to When, Who, Where, Why, and How questions.
- Write down the page number where you found each answer.

Practice

- In small groups, students will fill in the When, Who, Where, Why, and How information on the Explore a Holiday Worksheet p. 6 for the holiday they read about.
- Students will record the pages where they found their answers.
- Using the information from Explore a Holiday Worksheet p. 6, each student will write a one-page report about the holiday.

Evaluate

- Check the worksheets and reports for completeness, accuracy, and references to books in the Fall and Winter Holidays series.

Lesson 2 Holiday Flag

Purpose

Students will design and create a flag that symbolizes the important elements of a holiday.

Materials

- Fall and Winter Holidays series
- blank paper
- crayons or colored pencils

Prepare

- Gather materials to create a sample flag with the class.

Pretest

- What is a symbol?
- What does your country or state flag look like? Do you know what the different parts of the flag mean? Discuss colors, pictures, and words on the flag.

Read

- Read the Fall and Winter Holidays series.

Discuss

- As a class, brainstorm symbols for one of the holidays from Fall and Winter Holidays.
- Write down the ideas on the board.

Model

- Draw a flag using the ideas brainstormed by the class.
- Include colors, images, and words associated with the holiday.

Practice

- Each student will create a flag that represents a holiday.
- Share the flags with the class, explaining what each element in the flag means.
- Hang the flags around your classroom.

Evaluate

- Assess students' flags for completeness and understanding of the lesson.

Lesson 3 Holiday Play

Purpose

Students will write and perform plays about fall and winter holidays.

Materials

- Fall and Winter Holidays series
- Create a Play p. 7
- pencils
- lined paper
- crayons or markers
- construction paper
- scissors
- glue
- fabric
- props

Prepare

- Copy Create a Play p. 7 for each student.
- Divide students into small groups and assign each group a different Fall and Winter Holidays book to read.

Pretest

- What is a play? What is a script? What are props? What are costumes?
- Why are these elements important? Could you create a successful play without them?

Read

- Read the Fall and Winter Holidays books in small groups.

Discuss

- In small groups, discuss how the holiday began, what event or idea the holiday celebrates, and how the holiday is celebrated.
- Do you know anything else about this holiday that is not in the book?

Practice

- Each small group should complete Create a Play p. 7.
- On lined paper, each group will write a script for a play about the holiday. The script can demonstrate how the holiday began, what event or idea it celebrates, or how the holiday is celebrated.
- Create costumes and props for the play.
- Perform the play for the class.

Evaluation

- Evaluate the students' plays for preparedness, participation, and accuracy.

Assessment Holiday Quiz

Purpose

Students will demonstrate their knowledge of holiday origins and customs.

Materials

- Fall and Winter Holidays series
- Holiday Quiz p. 8
- pencils

Prepare

- Copy Holiday Quiz p. 8 for each student.

Pretest

- What do different holiday celebrations have in common?

Read

- Read the Fall and Winter Holidays series as directed in the teaching guide.

Model

- Follow the lesson plans to effectively utilize the Fall and Winter Holidays series.

Practice

- After completing the lesson plans, have students fill in the blanks in Holiday Quiz p. 8.

Discuss

- Which holiday is your favorite? Why?
- If you could invent a holiday, what would you celebrate?

Evaluate

- Evaluate Holiday Quiz p. 8 to assess students' reading comprehension and understanding of the Fall and Winter Holidays unit.

Name _____

Date _____

Explore a Holiday Worksheet

Name of Holiday _____

When did the holiday begin? When is it celebrated?

Who will celebrate this holiday?

Where is the holiday celebrated?

Why do people celebrate this holiday?

How do people celebrate this holiday?

Name _____

Date _____

Create a Play

Name of Holiday _____

How the holiday began:

What event or idea the holiday celebrates:

Why the holiday is important:

How the holiday is celebrated:

Name _____

Holiday Quiz

Directions: Fill in the blanks with the correct holiday from the word box below.

Christmas	Halloween	Kwanzaa
Day of the Dead	Hanukkah	Thanksgiving

1. People dress up in costumes and go trick-or-treating on _____.
2. On _____, people make altars for family and friends who have died.
3. _____ celebrates a miracle that happened in Jerusalem.
4. _____ celebrates African American culture.
5. People decorate evergreen trees for _____.
6. Each day of _____ has a special Swahili word.
7. Turkey, stuffing, cranberries, and pie are common _____ foods.
8. People spin tops called dreidels during _____.
9. President Abraham Lincoln made _____ a national holiday in 1863.
10. _____ celebrates the birthday of Jesus.