

*Fort Wayne Community Schools Athletics*



**WE ARE YOUR SCHOOLS**



**We Are Your Schools** FWCS Athletics  
April 28, 2025 School Board Meeting

# FWCS Athletic Core Values

- **Excellence** – Maximizing our Potential
- **Sportsmanship** – Respect and Integrity
- **Team** – Being a part of something greater than me
- **Work Ethic** – Doing whatever it takes
- **Relationship** – Having a positive impact on others



# FWCS District Athletic Data

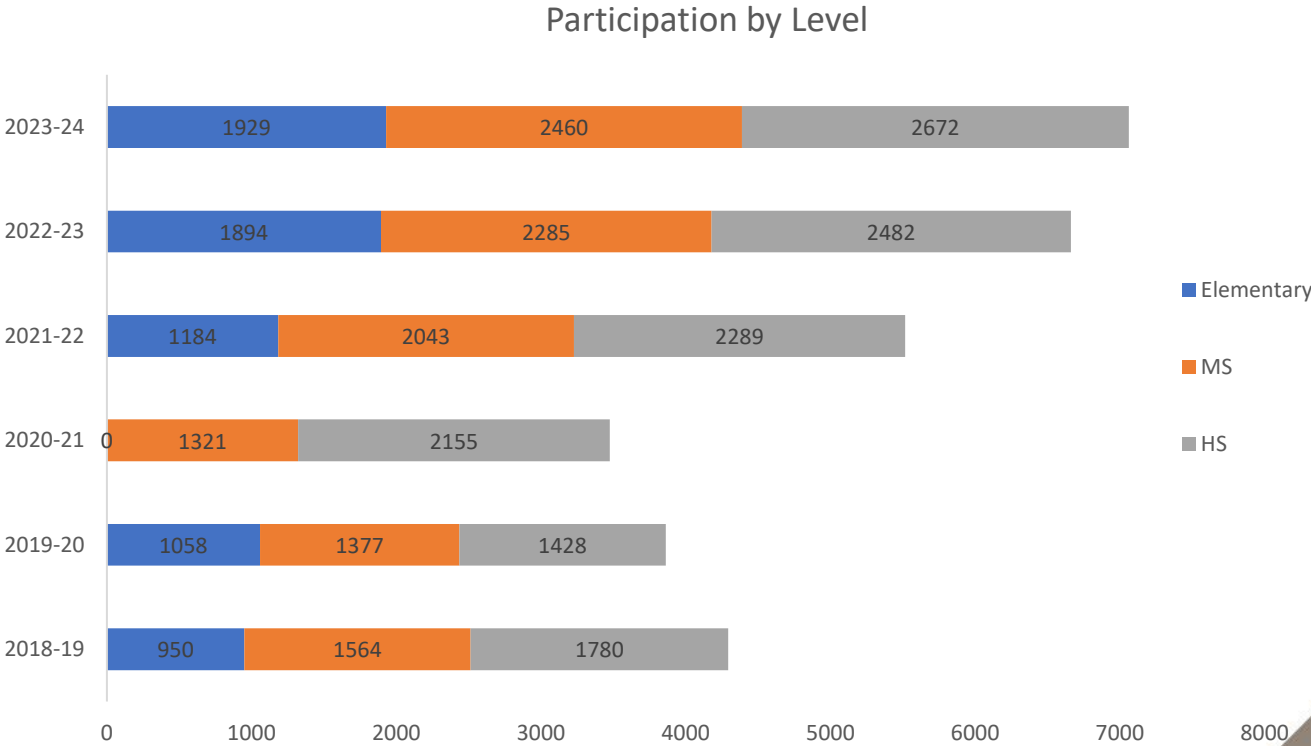
FWCS K-12 Athletic Participation  
has seen an increase of

**2,767**

Rostered Student-Athletes

Since the 2018-19 school year.

7061  
Total Rostered Student-Athletes in  
2023-24

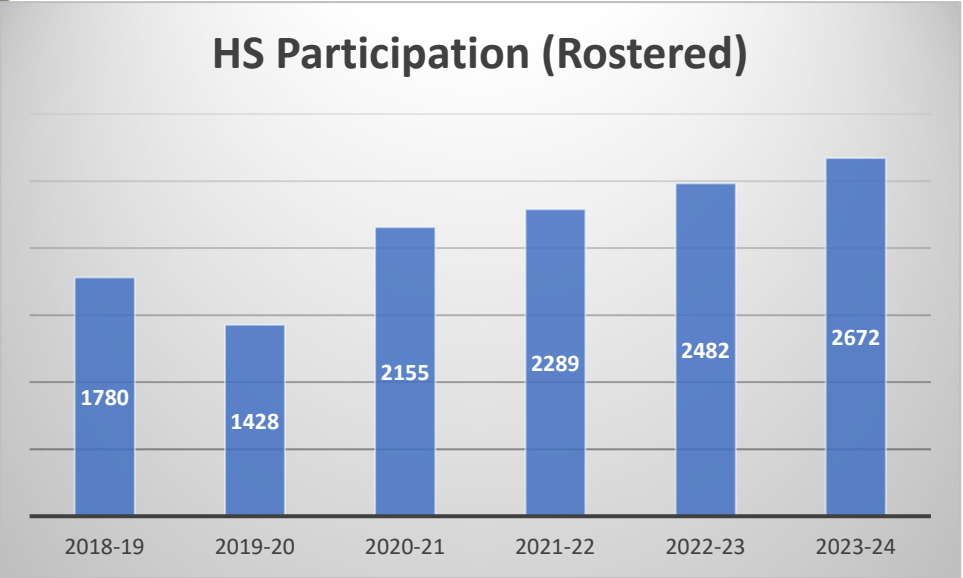


**We Are Your Schools**



We Are Your Schools

# High School Data



- **50%** increase in athletic participation, since 2018.
- Increase of **892** rostered student-athletes.

Athletic Participation: # of student-athletes at each HS (9 <sup>th</sup> -12 <sup>th</sup> Grade)							
FWCS High School	Year 1	Year 2	Year 3	Year 4	Year 5	Year 6	Year 7
	(2018-19)	(2019-20)	(2020-21)	(2021-22)	(2022-23)	(2023-24)	(2024-25)
North Side	297	234	369	394	480	496	
Northrop	399	334	476	517	556	598	
Snider	495	412	590	567	595	630	
South Side	251	218	360	394	425	461	
Wayne	338	230	360	417	426	487	
District/Rostered	1780	1428	2155	2289	2482	2672	
District/Unique	1461	1292	1814	1961	2120	2100	



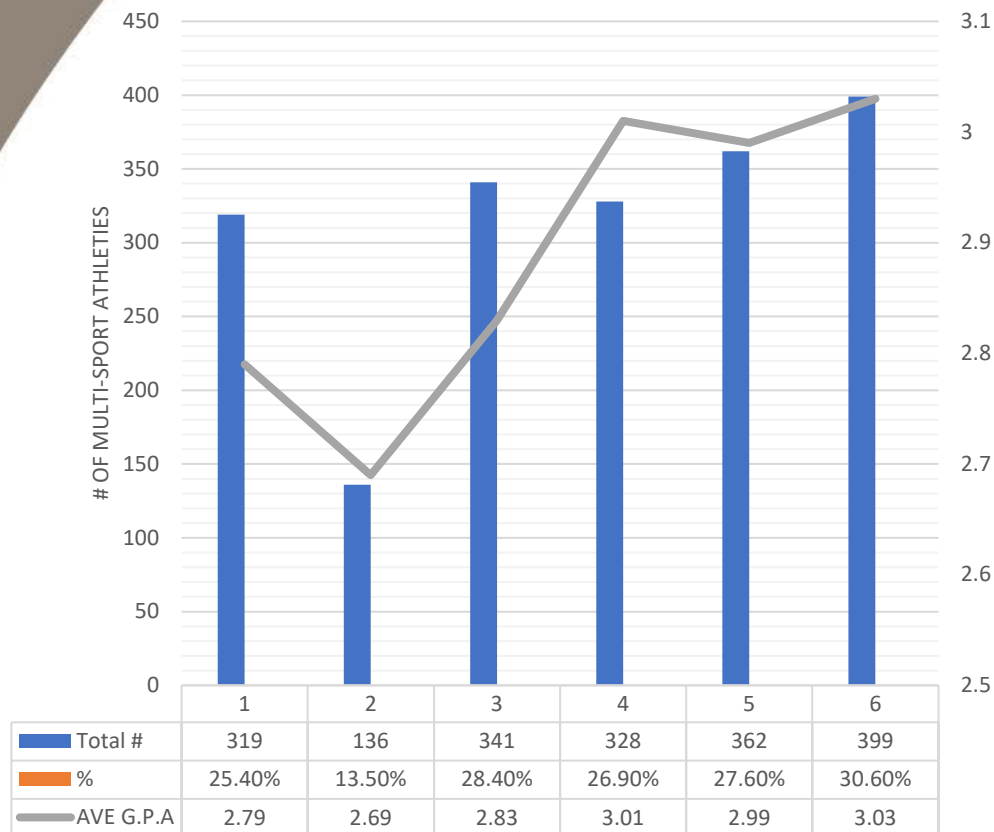
We Are Your Schools

# High School Data

## NCAA Eligibility & G.P.A.'s

The Division I G.P.A. is calculated based on grades from 16 NCAA approved core courses including English, Math, Natural/Physical Science, Social Science and other specified classes.

## Multi-Sport Student-Athlete



## 2024 Overall District Student-Athlete Profile

- **2.949 NCAA G.P.A.** (2021-22, 2.791 NCAA G.P.A.)
- **76.8% qualify for NCAA eligibility** (2021-22, 61.5%)

## FWCS Male Student-Athlete

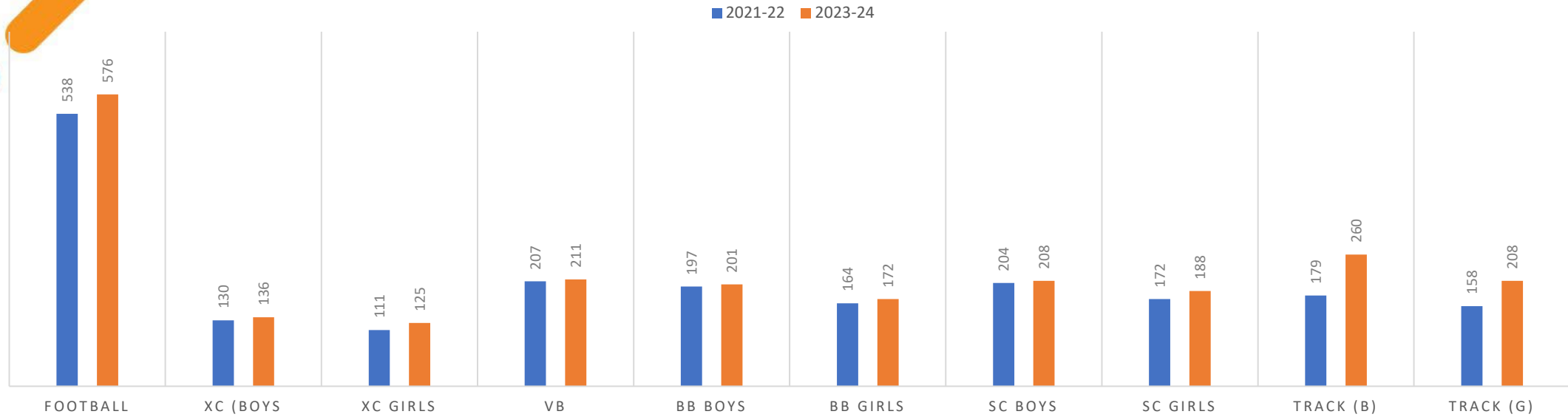
- **2.777 NCAA G.P.A.** (2021-22, 2.573 NCAA G.P.A.)
- **70.2% qualify for NCAA eligibility** (2021-22, 53%)

## FWCS Female Student-Athlete

- **3.209 NCAA G.P.A.** (2021-22, 3.060 NCAA G.P.A.)
- **86.9% qualify for NCAA eligibility** (2021-22, 73.9%)

# Middle School Data

**Team Sport** • 11% increase in athletic participation in our middle schools

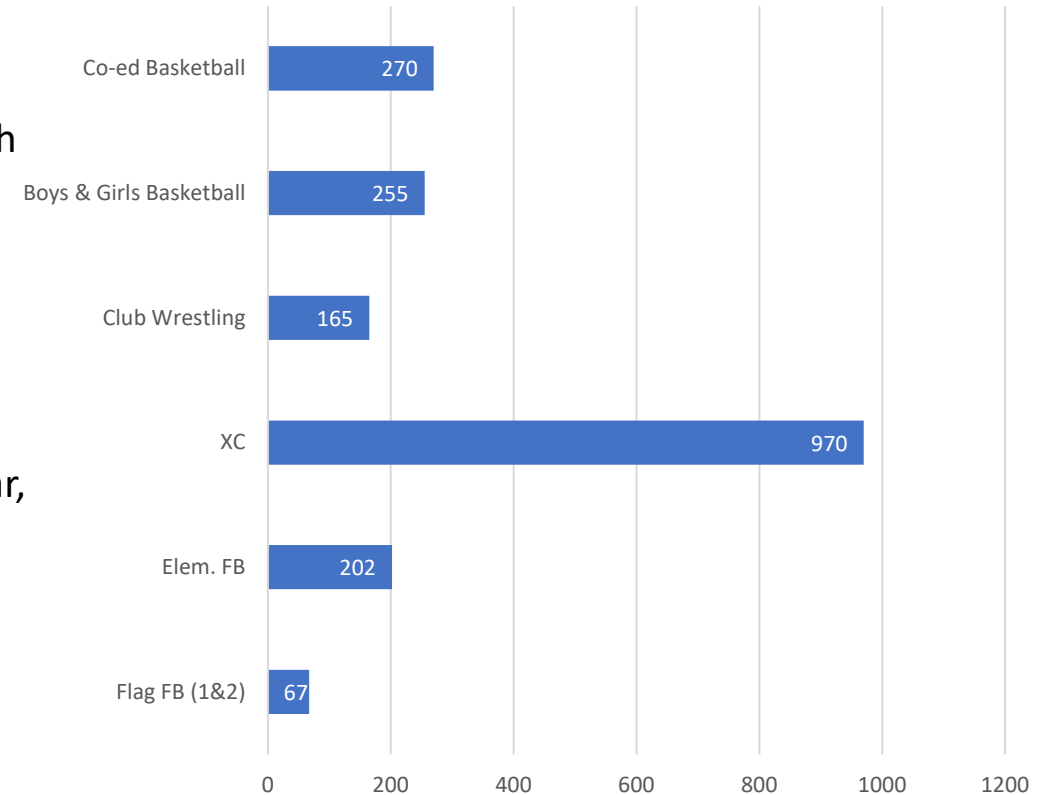


# Elementary Data

**54% increase in Elementary Athletic Participation since the 2021-22 school year.**

- **Co-Ed Elementary Football** is entering its 4th year, partnering with NIFA, P.A.L., C.Y.O., Southwest Allen School District and East Allen School District. This past Fall, we had:
  - 67 – 1<sup>st</sup> & 2<sup>nd</sup> Graders participate in Flag Football
  - 202 – 3<sup>rd</sup>-5<sup>th</sup> Graders participate in modified Football
  - **269** – Total FWCS Elementary students
- **Elementary Pipeline Club Wrestling** – will be entering the 4th year, as we continue to build on the infrastructure of the programs.
  - **165** – Elementary Club Wrestlers (an increase of 45 student-athletes from last year.)
- **Boys & Girls Basketball**
  - **255** elementary boys and girls participated
  - 18 Total Teams (increase of 6 teams from last year)
- **Co-Ed Elementary Basketball**
  - **270** participants
  - 18 Teams (decrease of 4 teams from last year)

Elementary Participants



**We Are Your Schools**



**We Are Your Schools**

# ***FWCS Athletic Pipeline Strategy***

The overarching goal is to empower the high school head coach and implement strategic development plans for all respected pipelines, creating lower-level developmental leagues that edify education-based athletics for student-athletes from 1<sup>st</sup> to 8<sup>th</sup> grade.

## ***Benefits of Pipeline Development:***

- Strengthening & edifying the vertical articulation
- Retain student-athletes potentially leaving the FWCS District
- Attract & Enroll student-athletes from competing districts at an earlier age
- Develop skill – improve individual skill to contribute to the team concept
- Evaluate performance – continued assessments of agility, strengths, and skill throughout the FWCS tenure
- Provide opportunities – provide a competitive edge for student-athletes as they mature through amateur sports

## ***Pipeline Team Sport Priorities***

Football Pipeline (Traditional and Girls Flag) – Fall 2025

Wrestling Pipeline (Boys and Girls) – Fall 2025

Basketball Pipeline (Boys and Girls) – Spring 2026

Track Pipeline (Boys and Girls) – Spring 2026

## ***Other notable advances with FWCS Athletics***

### **New Sports/Offerings**

- High school girls Flag Football
- Girls Wrestling (Sanctioned)
- Boys Volleyball (Sanctioned)
- Elementary Indoor Track Events
- Middle school Indoor Track Event
- High school Indoor Track State Qualifier Meet
- Middle School Track Invitational
- Middle School Cross-Country Invitational
- Elementary Dual Wrestling Meets

### **Equipment Upgrades**

- \$500,000 Investment in Track Equipment
- \$250,000 Investment in Football Equipment
- \$200,000 Investment in Basketball
- \$170,000 Investment in Technology
- \$150,000 Investment in Wrestling
- \$80,000 Investment in Baseball and Softball
- \$40,000 Investment in Golf
- \$40,000 Investment in Tennis
- All new weight room equipment

### **Facilities Upgrades**

- Snider Football Stadium
- Upgrade of all high school weight-rooms
- High School turf fields
- Renovation of the South Side Annex
- Renovation of Wayne's baseball field
- New scoreboards for Middle and High Schools
- \$3.5 Million investment in Storage Facilities



**We Are Your Schools**

***Questions?***

