Westminster Public Schools







QUARTERLY FINANCIAL REPORT

For the Period Ending March 31,2025

7002 Raleigh Steet
Westminster, CO 80030

www.wps.org

Annual Budget vs. Year-to-Date Actual

Fund 10 General Fund

Period Ending March 31, 2025

	FY 2024-2025				FY 2023-2024			
	Budget	YTD Actual	YTD as % of Budget	Budget Remaining	Budget	YTD Actual	YTD as % of Budget	Budget Remaining
Beginning Balance	**$ 47,717,816**	**$ 47,717,816**	**100%**		**$ 49,909,142**	**$ 49,909,144**	**100%**	
Revenues								
Local Sources	65,453,869	30,355,247	46%	35,098,622	60,404,538	30,847,121	51%	29,557,417
State Sources	64,008,993	56,607,635	88%	7,401,358	57,880,371	46,721,124	81%	11,159,247
Federal Sources	34,000	28,265	83%	5,735	34,000	51,826	152%	(17,826)
Total Revenue	**129,496,862**	**86,991,146**	**67%**	**42,505,716**	**118,318,909**	**77,620,070**	**66%**	**40,698,839**
Expenditures								
Salaries	76,766,503	55,279,823	72%	21,486,680	69,402,487	52,815,448	76%	16,587,039
Employee Benefits	27,457,639	18,995,704	69%	8,461,935	28,429,023	18,150,726	64%	10,278,297
Purchased Services	11,847,283	8,807,476	74%	3,039,807	10,136,809	8,084,028	80%	2,052,781
Supplies & Materials	3,757,974	2,857,155	76%	900,819	3,375,222	2,928,853	87%	446,369
Property & Equipment	2,059,457	942,139	46%	1,117,318	1,118,717	853,639	76%	265,078
Other Objects	6,903,872	4,364,244	63%	2,539,628	2,440,568	4,353,728	178%	(1,913,160)
Total Expenditure	**128,792,728**	**91,246,542**	**71%**	**37,546,186**	**114,902,825**	**87,186,421**	**76%**	**27,716,404**
Fund Transfers	**(7,684,752)**	**(4,834,752)**	**63%**	**(2,850,000)**	**(11,883,130)**	**(9,883,130)**	**83%**	**21,766,260**
Prior Year Obligations	**-**				**-**			
Ending Fund Balance	**$ 40,737,199**	**$ 38,627,668**	**95%**		**$ 41,442,096**	**$ 30,459,663**	**73%**	

Fund Balance Analysis				
Reserved for TABOR	$ 4,094,324	$ 3,803,579	Reserved for TABOR	
Board Contingency Reserves (5% GF Expenditures)	6,823,874	6,339,298	Board Contingency Reserves (5% GF Expenditures)	
Unassigned	27,709,470	20,316,786	Unassigned	
Current Year-to-Date fund Balance	$ 38,627,668	$ 30,459,663	Current Year-to-Date fund Balance	
Beginning Fund Balance	47,717,816	49,909,144	Beginning Fund Balance	
Increase (Decrease) in Fund Balance	$ (9,090,148)	$ (19,449,482)	Increase (Decrease) in Fund Balance	

YTD Revenues and Expenditures Additional Detail

Fund 10 General Fund

Period Ending March 31, 2025

YTD Revenues

% of total received

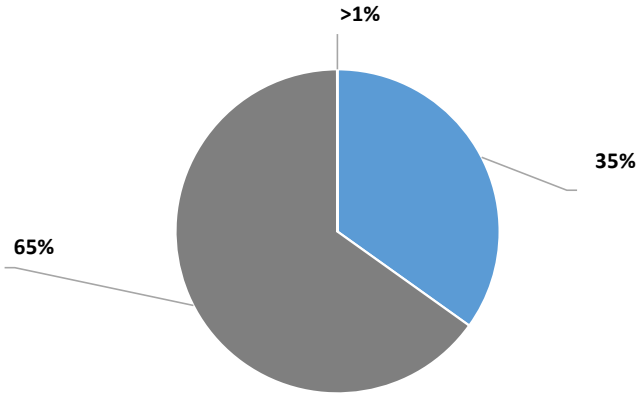

Major Components of Local Sources:		
$	13,371,979	Property Tax (PT)
$	12,081,054	PT Mill Levy Override
$	1,315,348	Specific Ownership (SO) Tax
$	1,175,268	SO Mill Levy Override
$	1,557,989	Interest Earnings
$	853,609	Other Local Revenue

Major Components of State Sources		
$	50,637,889	State Equalization
$	3,588,368	Exceptional Children Education Act
$	688,910	English Language Proficiency Act
$	1,692,468	Other State Revenue

Major Components of Federal Sources:		
$	28,265	Junior Reserve Officers' Training Corps (JROTC)

YTD Expenditures

% of total spent

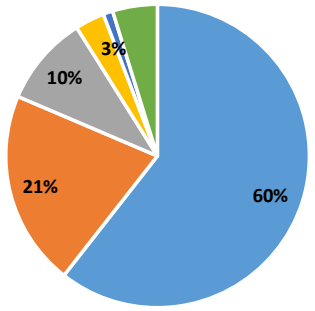

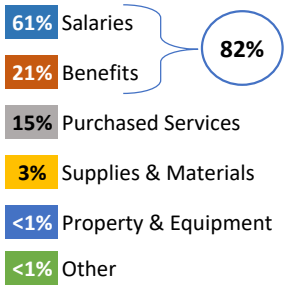

Annual Budget vs. Year-to-Date Actual

Fund 18 Risk Management Fund

Period Ending March 31, 2025

	FY 2024-2025				FY 2023-2024			
	Budget	YTD Actual	YTD as % of Budget	Budget Remaining	Budget	YTD Actual	YTD as % of Budget	Budget Remaining
Beginning Balance	**$ 3,935,047**	**$ 3,935,047**	**100%**		**$ 3,814,870**	**$ 3,814,870**	**100%**	
Revenues								
Local Sources	185,000	917	0%	184,083	925,789	1,735	0%	924,054
Total Revenue	**185,000**	**917**	**0%**	**184,083**	**925,789**	**1,735**	**0%**	**924,054**
Expenditures								
Purchased Services	2,128,345	1,754,414	82%	373,931	2,128,345	1,668,937	78%	459,408
Other Objects	64,878	16,303	25%	48,575	64,878	(1,603)	-2%	66,481
Total Expenditure	**2,193,223**	**1,770,717**	**81%**	**422,506**	**2,193,223**	**1,667,334**	**76%**	**525,889**
Fund Transfers	**-**	**-**	**0%**	**-**	**1,628,345**	**1,628,345.00**	**100%**	**-**
Ending Fund Balance	**$ 1,926,824**	**$ 2,165,247**	**112%**		**$ 4,175,781**	**$ 3,777,616**	**90%**	
Fund Balance Analysis								
Curent Year-to-Date Fund Balance	$ 2,165,247				$ 3,777,616			
Beginning Fund Balance	3,935,047				3,814,870			
Increase (decrease) in Fund Balance	$ (1,769,800)				$ (37,254)			

Annual Budget vs. Year-to-Date Actual

Fund 19 Universal Preschool Program

Period Ending March 31, 2025

	FY 2024-2025				FY 2023-2024			
	Budget	YTD Actual	YTD as % of Budget	Budget Remaining	Budget	YTD Actual	YTD as % of Budget	Budget Remaining
Beginning Balance	**$ 1,735,598**	**$ 1,735,598**	**100%**		**$ 961,701**	**$ 961,368**	**100%**	
Revenues								
Local Sources	210,000	101,904	49%	108,096	-	144,620	**0%**	-144,620
State Sources	3,902,475	3,742,950	96%	159,525	2,912,475	3,324,053	**114%**	-411,578
Total Revenue	**4,112,475**	**3,844,854**	**93%**	**267,621**	**2,912,475**	**3,468,673**	**119%**	**(556,198)**
Expenditures								
Salaries	3,357,080	2,308,064	69%	1,049,016	3,275,120	2,406,116	61%	869,004
Employee Benefits	1,023,528	886,405	87%	137,123	966,768	934,636	64%	32,132
Purchased Services	33,990	111,043	327%	(77,053)	33,990	163,122	45%	(129,132)
Supplies & Materials	57,650	67,454	117%	(9,804)	57,650	77,370	61%	(19,720)
Property & Equipment	8,800	1,349	15%	7,451	8,800	245,367	1511%	(236,567)
Other Objects	11,600	46,958	405%	(35,358)	11,600	42,577	28%	(30,977)
Total Expenditure	**4,492,648**	**3,421,273**	**76%**	**1,071,375**	**4,353,928**	**3,869,188**	**89%**	**484,740**
Fund Transfers	**-**	**-**	**0%**	**-**	**2,000,000**	**-**	**0%**	**2,000,000**
Ending Fund Balance	**$ 1,355,425**	**$ 2,159,179**	**159%**		**$ 1,520,248**	**$ 560,853**	**37%**	

Fund Balance Analysis		
Current Year-to-Date Fund Balance	$ 2,159,179	$ 560,853
Beginning Fund Balance	1,735,598	961,368
Increase (Decrease) in Fund Balance	$ 423,581	$ (400,515)

Annual Budget vs. Year-to-Date Actual

Fund 21 Nutrition Services

Period Ending March 31, 2025

	FY 2024-2025				FY 2023-2024			
	Budget	YTD Actual	YTD as % of Budget	Budget Remaining	Budget	YTD Actual	YTD as % of Budget	Budget Remaining
Beginning Balance	**$ 3,713,725**	**$ 3,713,725**	**100%**		**$ 3,885,198**	**$ 3,885,199**	**100%**	
Revenues								
Local Sources	297,500	185,844	62%	111,656	377,184	180,486	118%	196,698
State Sources	225,000	95,891	43%	129,109	83,276	1,226,705	25%	(1,143,429)
Federal Sources	5,650,000	5,691,365	101%	(41,365)	5,452,040	3,918,913	43%	1,533,127
Total Revenue	**6,172,500**	**5,973,100**	**97%**	**199,400**	**5,912,500**	**5,326,104**	**90%**	**586,396**
Expenditures								
Salaries	175,000	136,146	78%	38,854	240,000	72,937	30%	167,063
Employee Benefits	64,874	53,146	82%	11,728	97,712	31,607	32%	66,105
Purchased Services	3,916,523	2,843,500	73%	1,073,023	3,229,955	2,442,323	76%	787,632
Supplies & Materials	2,298,003	1,684,064	73%	613,939	2,647,214	1,393,157	53%	1,254,057
Property & Equipment	495,600	24,932	5%	470,668	-	455,564	0%	(455,564)
Total Expenditure	**6,950,000**	**4,741,788**	**68%**	**2,208,212**	**6,214,882**	**4,395,588**	**71%**	**1,819,293**
Fund Transfers	**-**	**-**	**0%**	**-**	**-**	**-**	**0%**	**-**
Ending Fund Balance	**$ 2,936,225**	**$ 4,945,037**	**168%**		**$ 3,582,815**	**$ 4,815,715**	**134%**	

Fund Balance Analysis		
Current Year-to-Date Fund Balance	$ 4,945,037	$ 4,815,715
Beginning Fund Balance	3,713,725	3,885,199
Increase (Decrease) in Fund Balance	$ 1,231,312	$ 930,517

Annual Budget vs. Year-to-Date Actual

Fund 22 Government Designated-Purpose Grants Fund

Period Ending March 31, 2025

	FY 2024-2025				FY 2023-2024			
	Budget	YTD Actual	YTD as % of Budget	Budget Remaining	Budget	YTD Actual	YTD as % of Budget	Budget Remaining
Beginning Balance	**$ -**	**$ -**	**0%**		**$ -**	**$ -**	**0%**	
Revenues								
Local Sources	352,000	127,616	36%	224,384	544,000	351,324	65%	192,676
State Sources	1,950,000	432,089	22%	1,517,911	2,060,000	421,545	20%	1,638,455
Federal Sources	10,102,581	5,638,479	56%	4,464,102	13,443,100	6,730,427	50%	6,712,673
Total Revenue	**12,404,581**	**6,198,184**	**50%**	**6,206,397**	**16,047,100**	**7,503,296**	**47%**	**8,543,804**
Expenditures								
Salaries	6,758,478	3,228,665	48%	3,529,813	8,888,746	4,953,453	56%	3,935,293
Employee Benefits	2,152,325	1,105,108	51%	1,047,217	2,984,640	1,681,031	56%	1,303,609
Purchased Services	1,860,674	1,465,088	79%	395,586	2,289,826	1,002,450	44%	1,287,376
Supplies & Materials	750,000	243,761	33%	506,239	1,000,784	462,440	46%	538,344
Property & Equipment	82,525	41,447	50%	41,078	82,525	58,424	71%	24,101
Other Objects	800,579	570,132	71%	230,447	800,579	637,067	80%	163,512
Total Expenditure	**12,404,581**	**6,654,201**	**54%**	**5,750,380**	**16,047,100**	**8,794,865**	**55%**	**7,252,235**
Ending Fund Balance	**$ -**	**$ (456,017)**	**0%**		**$ -**	**$ (1,291,570)**	**0%**	
Fund Balance Analysis								
Current Year-to-Date Fund Balance	$ (456,017)				$ (1,291,570)			
Beginning Fund Balance	-				-			
Increase (Decrease) in Fund Balance	$ (456,017)				$ (1,291,570)			

YTD Budget to Actual Expenditures Detail

Fund 22 Government Designated-Purpose Grants Fund

Period Ending March 31, 2025

YTD Expenditures By grant type

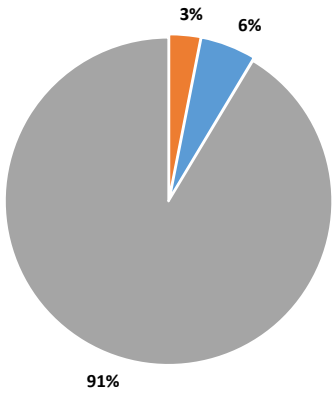

Major Federal Grants	Budget	YTD Actual	% of Budget
Title I, Part A	3,263,852	1,737,587	53%
Title II (Educator Effectiveness)	556,643	338,394	61%
Title III (English Learners)	300,473	167,511	56%
Title IV (Rounded learning, technology)	230,695	131,743	57%
IDEA (Special Education)	2,359,061	1,521,496	64%
IDEA Preschool (Special Education)	124,762	38,085	31%
Carl Perkins CTE Grant	123,845	99,857	81%
Project Aware Year 2	430,868	370,772	86%
McKinney Vento Homeless Education	97,462	31,296	32%
School Health Services Program (Medicaid)	2,376,355	1,305,728	55%
Other Federal Awards	308,840	233,774	76%

Major State Grants	Budget	YTD Actual	% of Budget
School to Work Alliance Program (SWAP)	263,700	177,211	67%
Colorado Opportunity Scholarship Initiative (COSI)	158,864	110,307	69%
Other State Awards	462,687	72,144	16%

Major Local Grants	Budget	YTD Actual	% of Budget
Invest in Kids	$ 22,200.00	$ -	0%
Gary Community Ventures Local Coordinating Org	108,396	108,396	100%
Jobs for the Future	30,000	25,000	83%
Westminster Ed Foundation CTE Program	31,316	26,973	86%
Westminster Ed Foundation CTE Student Org	25,041	14,986	60%
Other Local Awards	136,655	27,285	20%

Annual Budget vs. Year-to-Date Actual

Fund 23 Student Athletic & Activity Fund

Period Ending March 31, 2025

	FY 2024-2025				FY 2023-2024			
	Budget	YTD Actual	YTD as % of Budget	Budget Remaining	Budget	YTD Actual	YTD as % of Budget	Budget Remaining
Beginning Balance	**$ 761,306**	**$ 761,306**	**100%**		**$ 558,366**	**$ 558,366**	**100%**	
Revenues								
Local Sources	665,000	453,418	68%	211,582	560,145	460,072	82%	100,073
Total Revenue	**665,000**	**453,418**	**68%**	**211,582**	**560,145**	**460,072**	**82%**	**100,073**
Expenditures								
Salaries	862,180	577,346	67%	284,834	766,358	661,514	86%	104,844
Employee Benefits	297,696	165,052	55%	132,644	239,011	187,675	79%	51,336
Purchased Services	112,675	101,257	90%	11,418	205,199	96,273	47%	108,926
Supplies & Materials	729,323	499,112	68%	230,211	555,310	574,036	103%	(18,726)
Property & Equipment	55,000	20,651	38%	34,349	55,000	22,133	40%	32,867
Other Objects	123,956	146,931	119%	(22,975)	112,049	134,748	120%	(22,699)
Total Expenditure	**2,180,829**	**1,510,349**	**69%**	**670,480**	**1,932,926**	**1,676,378**	**87%**	**256,548**
Fund Transfers	**1,500,000**	**1,500,000**	**100%**	**-**	**1,500,000**	**1,500,000**	**100%**	**-**
Ending Fund Balance	**$ 745,477**	**$ 1,204,375**	**162%**		**$ 685,585**	**$ 842,060**	**123%**	

Fund Balance Analysis		
Current Year-to-Date Fund Balance	$ 1,204,375	$ 842,060
Beginning Fund Balance	761,306	558,366
Increase (Decrease) in Fund Balance	$ 443,069	$ 283,694

Annual Budget vs. Year-to-Date Actual

Fund 26 Day Care Fund

Period Ending March 31, 2025

	FY 2024-2025				FY 2023-2024			
	Budget	YTD Actual	YTD as % of Budget	Budget Remaining	Budget	YTD Actual	YTD as % of Budget	Budget Remaining
Beginning Balance	**$ 375,499**	**$ 375,499**	**100%**		**$ 898,251**	**$ 898,251**	**100%**	
Revenues								
Local Sources	2,000,000	1,354,900	68%	645,100	1,800,000	1,260,667	70%	539,333
Total Revenue	**2,000,000**	**1,354,900**	**68%**	**645,100**	**1,800,000**	**1,260,667**	**70%**	**539,333**
Expenditures								
Salaries	1,625,457	1,103,562	68%	521,895	1,710,702	1,205,666	70%	505,036
Employee Benefits	642,369	420,274	65%	222,095	634,964	436,761	69%	198,203
Purchased Services	22,000	43,249	197%	(21,249)	22,000	17,655	80%	4,345
Supplies & Materials	36,374	36,593	101%	(219)	36,374	43,386	119%	(7,012)
Property & Equipment	4,500	-	0%	4,500	4,500	-	0%	4,500
Other Objects	21,300	958	4%	20,342	221,300	1,004	0%	220,296
Total Expenditure	**2,352,000**	**1,604,636**	**68%**	**747,364**	**2,629,840**	**1,704,472**	**65%**	**925,368**
Fund Transfers	**-**	**400,000**	**0%**		**-**	**-**	**0%**	
Ending Fund Balance	**$ 23,499**	**$ 525,763**	**2237%**		**$ 68,411**	**$ 454,446**	**664%**	

Fund Balance Analysis		
Current Year-to-Date Fund Balance	$ 525,763	$ 454,446
Beginning Fund Balance	375,499	898,251
Increase (Decrease) in Fund Balance	$ 150,264	$ (443,805)

Annual Budget vs. Year-to-Date Actual

Fund 31 Bond Redemption Fund

Period Ending March 31, 2025

	FY 2024-2025				FY 2023-2024			
	Budget	YTD Actual	YTD as % of Budget	Budget Remaining	Budget	YTD Actual	YTD as % of Budget	Budget Remaining
Beginning Balance	**$ 11,807,748**	**$ 11,807,748**	**100%**		**$ 11,484,198**	**$ 11,484,198**	**100%**	
Revenues								
Local Sources	8,322,625	3,952,372	47%	4,370,253	8,657,781	3,892,155	45%	4,765,626
Total Revenue	**8,322,625**	**3,952,372**	**47%**	**4,370,253**	**8,657,781**	**3,892,155**	**45%**	**4,765,626**
Expenditures								
Purchased Services	5,000	3,500	70%	1,500	5,000	3,500	70%	1,500
Other Objects	464,800	-	0%	464,800	678,951	98,994	15%	579,957
Other Uses of Funds	7,780,000	8,236,336	106%	(456,336)	8,140,000	8,140,000	100%	-
Total Expenditure	**8,249,800**	**8,239,836**	**100%**	**9,964**	**8,823,951**	**8,242,494**	**93%**	**581,457**
Fund Transfers	**-**	**10,685,404**	**0%**		**-**	**-**	**0%**	**-**
Ending Fund Balance	**$ 11,880,573**	**$ 18,205,688**	**153%**		**$ 11,318,028**	**$ 7,133,859**	**63%**	
Fund Balance Analysis								
Current Year-to-Date Fund Balance	$ 18,205,688				$ 7,133,859			
Beginning Fund Balance	11,807,748				11,484,198			
Increase (Decrease) in Fund Balance	$ 6,397,940				$ (4,350,339)			

Annual Budget vs. Year-to-Date Actual

Fund 41 Building Fund

Period Ending March 31, 2025

	FY 2024-2025				FY 2023-2024			
	Budget	YTD Actual	YTD as % of Budget	Budget Remaining	Budget	YTD Actual	YTD as % of Budget	Budget Remaining
Beginning Balance	**$ -**	**$ -**	**0%**		**$ -**	**$ -**	**0%**	
Revenues								
Local Sources	124,043,024	1,007,717	1%	123,035,307	-	-	**0%**	-
Total Revenue	**124,043,024**	**1,007,717**	**1%**	**123,035,307**	**-**	**-**	**-**	**-**
Expenditures								
Purchased Services	3,000,000	430,458	14%	2,569,542	-	-	**0%**	-
Other Objects	-	-	0%	-	-	-	**0%**	-
Other Uses of Funds	-	-	0%	-	-	-	**0%**	-
Total Expenditure	**3,000,000**	**430,458**	**14%**	**2,569,542**	**-**	**-**	**-**	**-**
Fund Transfers	**-**	**112,714,070**	**0%**		**-**	**-**	**0%**	**-**
Ending Fund Balance	**$ 121,043,024**	**$ 113,291,329**	**94%**		**$ -**	**$ -**	**0%**	

Fund Balance Analysis		
Current Year-to-Date Fund Balance	$ 113,291,329	$ -
Beginning Fund Balance	-	-
Increase (Decrease) in Fund Balance	$ 113,291,329	$ -

Annual Budget vs. Year-to-Date Actual

Fund 43 Capital Reserve Fund

Period Ending March 31, 2025

	FY 2024-2025					FY 2023-2024			
	Budget	YTD Actual	YTD as % of Budget	Budget Remaining		Budget	YTD Actual	YTD as % of Budget	Budget Remaining
Beginning Balance	**$ 16,258,109**	**$ 16,258,109**	**100%**			**$ 26,510,499**	**$ 26,510,499**	**100%**	
Revenues									
Local Sources	4,500	241,731	0%	(237,231)		22,547	$367,470	0%	(344,923)
Total Revenue	**4,500**	**241,731**	**5372%**	**(237,231)**		**22,547**	**$367,470**	**1630%**	**(344,923)**
Expenditures									
Purchased Services	12,339,665	4,712,816	38%	7,626,849		19,578,980	14,468,039	74%	5,110,941
Supplies & Materials	460	-	0%	460		460	-	0%	460
Property & Equipment	8,729,581	1,845,767	21%	6,883,814		9,474,865	1,478,498	16%	7,996,367
Other Objects	134,495	72,800	54%	61,695		200,000	64,482	32%	135,518
Total Expenditure	**21,204,201**	**6,631,383**	**31%**	**14,572,818**		**29,254,305**	**16,011,019**	**55%**	**13,243,286**
Fund Transfers	**6,934,752**	**2,934,752**	**42%**	**4,000,000**		**6,754,785**	**6,754,785**	**100%**	**-**
Ending Fund Balance	**$ 1,993,160**	**$ 12,803,209**	**642%**			**$ 1,993,160**	**$ 17,621,735**	**884%**	

Fund Balance Analysis				
Current Year-to-Date Fund Balance	$ 12,803,209		$ 17,621,735	
Beginning Fund Balance	16,258,109		26,510,499	
Increase (Decrease) in Fund Balance	$ (3,454,900)		$ (8,888,764)	

Westminster Public Schools

Payments Over $150,000

Period Ending March 31, 2025

Vendor	Total	Check Date	Description
ADAMS COUNTY BOCES SELF INSURANCE POOL	$1,754,414.00	8/1/2024	Insurance Pool Payment
AP MOUNTAIN STATES, LLC	$2,354,685.74	7/17/2024	HVAC Mechanical Upgrades at Shaw
AP MOUNTAIN STATES, LLC	$1,141,740.53	8/14/2024	HVAC Mechanical Upgrades at Shaw
AP MOUNTAIN STATES, LLC	$785,343.14	7/17/2024	Ranum CTE project
AP MOUNTAIN STATES, LLC	$611,583.71	10/2/2024	Ranum CTE project
AP MOUNTAIN STATES, LLC	$420,927.81	9/18/2024	HVAC Mechanical Upgrades at Shaw
AP MOUNTAIN STATES, LLC	$282,876.42	8/14/2024	Ranum CTE project
AP MOUNTAIN STATES, LLC	$272,638.43	2/19/2025	Shaw HVAC Mechanicals Upgrade
AP MOUNTAIN STATES, LLC	$268,747.98	2/26/2025	Ranum CTE project
AP MOUNTAIN STATES, LLC	$255,693.78	4/2/2025	Shaw HVAC Mechanicals Upgrade
AP MOUNTAIN STATES, LLC	$214,512.04	9/18/2024	Ranum CTE project
BOYS & GIRLS CLUBS OF METRO DENVER INC	$312,333.33	8/21/2024	Funding for the Boys & Girls club program
BOYS & GIRLS CLUBS OF METRO DENVER INC	$312,333.33	11/20/2024	Funding for the Boys & Girls club program
BOYS & GIRLS CLUBS OF METRO DENVER INC	$312,333.33	2/26/2025	Funding for the Boys & Girls club program
CDW GOVERNMENT LLC	$241,000.00	7/31/2024	Chromebooks
CHARTWELLS DINING SERVICES	$661,725.47	2/19/2025	Food services contractor
CHARTWELLS DINING SERVICES	$641,410.01	11/20/2024	Food services contractor
CHARTWELLS DINING SERVICES	$606,599.09	9/25/2024	Food services contractor
CHARTWELLS DINING SERVICES	$522,095.20	3/19/2025	Food services contractor
CHARTWELLS DINING SERVICES	$493,222.40	10/23/2024	Food services contractor
CHARTWELLS DINING SERVICES	$476,023.60	4/16/2025	Food services contractor
CHARTWELLS DINING SERVICES	$423,069.48	1/15/2025	Food services contractor
CHARTWELLS DINING SERVICES	$418,395.67	12/20/2024	Food services contractor
CHARTWELLS DINING SERVICES	$319,657.16	8/14/2024	Food services contractor
CHARTWELLS DINING SERVICES	$179,354.41	7/25/2024	Food services contractor
COMMERCE BANK	$234,438.84	9/9/2024	Purchasing card payment
COMMERCE BANK	$231,027.95	11/8/2024	Purchasing card payment
COMMERCE BANK	$217,291.97	10/8/2024	Purchasing card payment
COMMERCE BANK	$210,107.90	2/28/2025	Purchasing card payment
COMMERCE BANK	$193,675.55	12/9/2024	Purchasing card payment
COMMERCE BANK	$170,750.13	3/31/2025	Purchasing card payment
COMMERCE BANK	$157,725.75	1/31/2025	Purchasing card payment
DAO ARCHITECTURE	$200,000.00	2/5/2025	Architectual fees
DAO ARCHITECTURE	$200,000.00	3/12/2025	Architectual fees
DAO ARCHITECTURE	$200,000.00	4/9/2025	Architectual fees
DISCOVERY EDUCATION INC	$152,599.70	11/13/2024	Science Consumables
EAP GLASS INC	$188,582.00	9/25/2024	Windows replacement at Tennyson Knolls
KAISER FOUNDATION HEALTH PLAN	$649,341.73	8/28/2024	Health plan payment
KIDS FIRST HEALTH CARE	$257,410.00	9/4/2024	School nursing services
KIDS FIRST HEALTH CARE	$257,410.00	1/30/2025	School nursing services
SAVVAS LEARNING COMPANY LLC	$706,986.00	9/4/2024	Math curriculum licenses
SUMMIT CONTRACTING ASPHALT & CONCRETE	$246,850.00	7/17/2024	Asphalt and concrete at Vallez Family Ed Center
VLCM	$170,886.97	8/28/2024	Cyber security platform
XCEL ENERGY	$173,521.99	8/31/2024	Utilities payment
YESS INSTITUTE	$175,000.00	9/18/2024	Youth Empowerment Support Services program