Westminster
Public Schools







QUARTERLY FINANCIAL REPORT

For the Period Ending December 31,2024

7002 Raleigh Steet
Westminster, CO 80030

www.wps.org

Annual Budget vs. Year-to-Date Actual

Fund 10 General Fund

Period Ending December 31, 2024

	FY 2024-2025				FY 2023-2024			
	Budget	YTD Actual	YTD as % of Budget	Budget Remaining	Budget	YTD Actual	YTD as % of Budget	Budget Remaining
Beginning Balance	**$ 47,717,816**	**$ 47,717,816**	**100%**		**$ 43,462,481**	**$ 49,909,144**	**100%**	
Revenues								
Local Sources	65,453,869	4,548,986	7%	60,904,883	60,404,538	5,467,442	9%	54,937,096
State Sources	64,008,993	42,051,917	66%	21,957,076	68,360,280	32,861,816	48%	35,498,464
Federal Sources	34,000	17,662	52%	16,338	34,000	29,700	87%	4,300
Total Revenue	**129,496,862**	**46,618,563**	**36%**	**82,878,299**	**128,798,818**	**38,358,957**	**30%**	**90,439,861**
Expenditures								
Salaries	76,766,503	37,000,952	48%	39,765,551	75,789,486	35,783,240	47%	40,006,246
Employee Benefits	27,457,639	12,547,288	46%	14,910,351	27,523,447	12,103,991	44%	15,419,456
Purchased Services	11,847,283	6,684,043	56%	5,163,240	9,733,549	5,927,072	61%	(3,806,477)
Supplies & Materials	3,757,974	1,899,797	51%	1,858,177	4,489,863	1,914,261	43%	2,575,602
Property & Equipment	2,059,457	262,264	13%	1,797,193	510,946	558,879	109%	(47,933)
Other Objects	6,903,872	4,393,373	64%	2,510,499	6,047,361	4,296,506	71%	1,750,855
Total Expenditure	**128,792,728**	**62,787,716**	**49%**	**66,005,012**	**124,094,651**	**60,583,949**	**49%**	**63,510,702**
Fund Transfers	**(7,684,752)**	**(4,434,752)**	**58%**	**(3,250,000)**	**(10,283,130)**	**-**	**0%**	**10,283,130**
Prior Year Obligations	**-**				**2,500,000**			
Ending Fund Balance	**$ 40,737,199**	**$ 27,113,912**	**67%**		**$ 35,383,518**	**$ 27,684,152**	**78%**	

Fund Balance Analysis				
Reserved for TABOR	$ 4,094,324	$ 4,106,333	Reserved for TABOR	
Board Contingency Reserves (5% GF Expenditures)	6,823,874	6,843,889	Board Contingency Reserves (5% GF Expenditures)	
Unassigned	16,195,714	16,733,930	Unassigned	
Current Year-to-Date fund Balance	$ 27,113,912	$ 27,684,152	Current Year-to-Date fund Balance	
Beginning Fund Balance	47,717,816	49,909,144	Beginning Fund Balance	
Increase (Decrease) in Fund Balance	$ (20,603,904)	$ (22,224,992)	Increase (Decrease) in Fund Balance	

YTD Revenues and Expenditures Additional Detail

Fund 10 General Fund

Period Ending December 31, 2024

YTD Revenues

% of total received

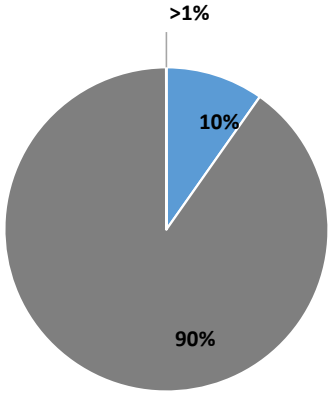

Major Components of Local Sources:		
$	650,113	Property Tax (PT)
$	577,349	PT Mill Levy Override
$	742,207	Specific Ownership (SO) Tax
$	659,135	SO Mill Levy Override
$	1,274,319	Interest Earnings
$	645,862	Other Local Revenue

Major Components of State Sources		
$	36,203,908	State Equalization
$	3,588,368	Exceptional Children Education Act
$	688,910	English Language Proficiency Act
$	1,570,731	Other State Revenue

Major Components of Federal Sources:		
$	17,662	Junior Reserve Officers' Training Corps (JROTC)

YTD Expenditures

% of total spent

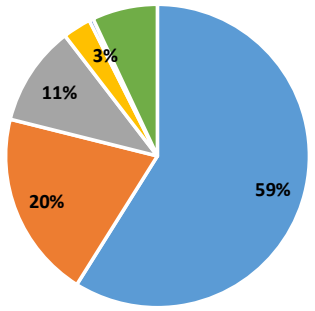

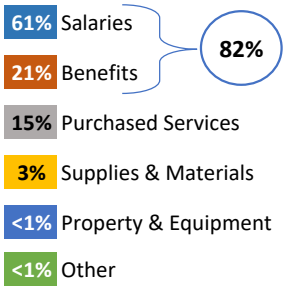

Annual Budget vs. Year-to-Date Actual

Fund 18 Risk Management Fund

Period Ending December 31, 2024

	FY 2024-2025				FY 2023-2024			
	Budget	YTD Actual	YTD as % of Budget	Budget Remaining	Budget	YTD Actual	YTD as % of Budget	Budget Remaining
Beginning Balance	**$ 3,935,047**	**$ 3,935,047**	**100%**		**$ 3,593,852**	**$ 3,814,870**	**106%**	
Revenues								
Local Sources	185,000	-	0%	185,000	925,789	10	0%	925,779
Total Revenue	**185,000**	**-**	**0%**	**185,000**	**925,789**	**10**	**0%**	**925,779**
Expenditures								
Purchased Services	2,128,345	1,754,414	82%	373,931	1,628,345	1,668,717	102%	-40,372
Other Objects	64,878	15,409	24%	49,469	64,878	(15,542)	-24%	80,420
Total Expenditure	**2,193,223**	**1,769,823**	**81%**	**423,400**	**1,693,223**	**1,653,175**	**98%**	**40,048**
Fund Transfers	**-**	**-**	**0%**	**-**	**1,628,345**	**-**	**0%**	**1,628,345**
Ending Fund Balance	**$ 1,926,824**	**$ 2,165,224**	**112%**		**$ 4,454,763**	**$ 2,161,705**	**49%**	
Fund Balance Analysis								
Curent Year-to-Date Fund Balance	$ 2,165,224				$ 2,161,705			
Beginning Fund Balance	3,935,047				3,814,870			
Increase (decrease) in Fund Balance	$ (1,769,823)				$ (1,653,165)			

Annual Budget vs. Year-to-Date Actual

Fund 19 Universal Preschool Program

Period Ending December 31, 2024

	FY 2024-2025				FY 2023-2024			
	Budget	YTD Actual	YTD as % of Budget	Budget Remaining	Budget	YTD Actual	YTD as % of Budget	Budget Remaining
Beginning Balance	**$ 1,735,598**	**$ 1,735,598**	**100%**		**$ 452,433**	**$ 961,368**	**212%**	
Revenues								
Local Sources	210,000	23,796	11%	186,204	-	98,217	**0%**	-98,217
State Sources	3,902,475	2,492,474	64%	1,410,001	3,912,475	2,168,815	**55%**	1,743,660
Total Revenue	**4,112,475**	**2,516,270**	**61%**	**1,596,205**	**3,912,475**	**2,267,032**	**58%**	**1,645,443**
Expenditures								
Salaries	3,357,080	1,561,519	47%	1,795,561	3,275,120	1,740,172	61%	1,534,948
Employee Benefits	1,023,528	585,886	57%	437,642	966,768	664,388	64%	302,380
Purchased Services	33,990	51,727	152%	(17,737)	33,990	100,959	45%	(66,969)
Supplies & Materials	57,650	48,914	85%	8,736	57,650	53,880	61%	3,770
Property & Equipment	8,800	1,349	15%	7,451	8,800	245,192	1511%	(236,392)
Other Objects	11,600	40,255	347%	(28,655)	11,600	7,273	28%	4,327
Total Expenditure	**4,492,648**	**2,289,650**	**51%**	**2,202,998**	**4,353,928**	**2,811,864**	**65%**	**1,542,064**
Fund Transfers	**-**	**-**	**0%**	**-**	**-**	**-**	**0%**	**-**
Ending Fund Balance	**$ 1,355,425**	**$ 1,962,218**	**145%**		**$ 10,980**	**$ 416,536**	**3794%**	

Fund Balance Analysis		
Current Year-to-Date Fund Balance	$ 1,962,218	$ 416,536
Beginning Fund Balance	1,735,598	961,368
Increase (Decrease) in Fund Balance	$ 226,620	$ (544,832)

Annual Budget vs. Year-to-Date Actual

Fund 21 Nutrition Services

Period Ending December 31, 2024

	FY 2024-2025				FY 2023-2024			
	Budget	YTD Actual	YTD as % of Budget	Budget Remaining	Budget	YTD Actual	YTD as % of Budget	Budget Remaining
Beginning Balance	**$ 3,713,725**	**$ 3,713,725**	**100%**		**$ 5,652,460**	**$ 3,885,199**	**69%**	
Revenues								
Local Sources	297,500	144,161	48%	153,339	377,184	144,952	118%	232,232
State Sources	225,000	69,730	31%	155,270	83,276	751,556	25%	(668,280)
Federal Sources	5,650,000	3,480,570	62%	2,169,430	5,452,040	2,547,827	43%	2,904,213
Total Revenue	**6,172,500**	**3,694,461**	**60%**	**2,478,039**	**5,912,500**	**3,444,335**	**58%**	**2,468,165**
Expenditures								
Salaries	175,000	86,649	50%	88,351	240,000	50,322	21%	189,678
Employee Benefits	64,874	33,461	52%	31,413	97,712	21,418	22%	76,294
Purchased Services	3,916,523	1,865,020	48%	2,051,503	3,229,955	1,411,573	44%	1,818,382
Supplies & Materials	2,298,003	1,011,296	44%	1,286,707	2,647,214	880,433	33%	1,766,781
Property & Equipment	495,600	24,932	5%	470,668	-	399,886	0%	(399,886)
Total Expenditure	**6,950,000**	**3,021,358**	**43%**	**3,928,642**	**6,214,882**	**2,763,631**	**44%**	**3,451,249**
Fund Transfers	**-**	**-**	**0%**	**-**	**-**	**-**	**0%**	**-**
Ending Fund Balance	**$ 2,936,225**	**$ 4,386,828**	**149%**		**$ 5,350,077**	**$ 4,565,903**	**85%**	

Fund Balance Analysis		
Current Year-to-Date Fund Balance	$ 4,386,828	$ 4,565,903
Beginning Fund Balance	3,713,725	3,885,199
Increase (Decrease) in Fund Balance	$ 673,103	$ 680,704

Annual Budget vs. Year-to-Date Actual

Fund 22 Government Designated-Purpose Grants Fund

Period Ending December 31, 2024

	FY 2024-2025				FY 2023-2024			
	Budget	YTD Actual	YTD as % of Budget	Budget Remaining	Budget	YTD Actual	YTD as % of Budget	Budget Remaining
Beginning Balance	$ -	$ -	0%		$ -	$ -	0%	
Revenues								
Local Sources	352,000	119,516	34%	232,484	544,000	59,000	11%	485,000
State Sources	1,950,000	339,943	17%	1,610,057	2,600,000	360,001	14%	2,239,999
Federal Sources	10,102,581	3,630,892	36%	6,471,689	15,500,000	4,562,012	29%	10,937,988
Total Revenue	**12,404,581**	**4,090,351**	**33%**	**8,314,230**	**18,644,000**	**4,981,013**	**27%**	**13,662,987**
Expenditures								
Salaries	6,758,478	2,496,653	37%	4,261,825	10,710,831	3,411,364	32%	7,299,467
Employee Benefits	2,152,325	845,462	39%	1,306,863	3,607,183	1,152,583	32%	2,454,600
Purchased Services	1,860,674	1,041,228	56%	819,446	1,890,613	710,753	38%	1,179,860
Supplies & Materials	750,000	125,646	17%	624,354	308,329	310,639	101%	(2,310)
Property & Equipment	82,525	21,656	26%	60,869	639,636	25,615	4%	614,021
Other Objects	800,579	380,853	48%	419,726	1,487,408	459,295	31%	1,028,113
Total Expenditure	**12,404,581**	**4,911,498**	**40%**	**7,493,083**	**18,644,000**	**6,070,249**	**33%**	**12,573,751**
Ending Fund Balance	$ -	$ (821,147)	0%		$ -	$ (1,089,236)	0%	
Fund Balance Analysis								
Current Year-to-Date Fund Balance	$ (821,147)				$ (1,089,236)			
Beginning Fund Balance	-				-			
Increase (Decrease) in Fund Balance	$ (821,147)				$ (1,089,236)			

YTD Budget to Actual Expenditures Detail

Fund 22 Government Designated-Purpose Grants Fund

Period Ending December 31, 2024

YTD Expenditures By

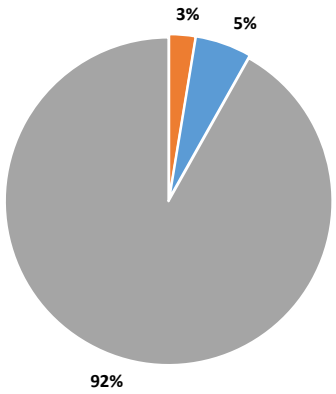

Major Federal Grants	Budget	YTD Actual	% of Budget
Title I, Part A	3,264,301	1,345,482	41%
Title II (Educator Effectiveness)	565,404	246,192	44%
Title III (English Learners)	302,578	127,171	42%
Title IV (Rounded learning, technology)	227,592	124,855	55%
IDEA (Special Education)	2,359,061	1,136,744	48%
IDEA Preschool (Special Education)	124,762	27,186	22%
Carl Perkins CTE Grant	123,905	38,325	31%
Project Aware Year 2	596,287	306,072	51%
McKinney Vento Homeless Education	97,462	18,293	19%
School Health Services Program (Medicaid)	2,376,355	1,071,317	45%
Other Federal Awards	308,840	225,494	73%

Major State Grants	Budget	YTD Actual	% of Budget
School to Work Alliance Program (SWAP)	263,700	136,350	52%
Colorado Opportunity Scholarship Initiative (COSI)	158,864	83,959	53%
Other State Awards	222,688	62,269	28%

Major Local Grants	Budget	YTD Actual	% of Budget
Invest in Kids	$ 22,200.00	$ -	0%
Gary Community Ventures Local Coordinating Org	108,396	73,120	67%
Jobs for the Future	30,000	25,000	83%
Westminster Ed Foundation CTE Program	31,316	24,673	79%
Westminster Ed Foundation CTE Student Org	25,041	5,839	23%
Other Local Awards	50,129	2,417	5%

Annual Budget vs. Year-to-Date Actual

Fund 23 Student Athletic & Activity Fund

Period Ending December 31, 2024

	FY 2024-2025				FY 2023-2024			
	Budget	YTD Actual	YTD as % of Budget	Budget Remaining	Budget	YTD Actual	YTD as % of Budget	Budget Remaining
Beginning Balance	**$ 761,306**	**$ 761,306**	**100%**		**$ 686,187**	**$ 558,365**	**81%**	
Revenues								
Local Sources	665,000	269,486	41%	395,514	510,000	320,763	63%	189,237
Total Revenue	**665,000**	**269,486**	**41%**	**395,514**	**510,000**	**320,763**	**63%**	**189,237**
Expenditures								
Salaries	862,180	373,709	43%	488,471	862,978	445,704	52%	417,274
Employee Benefits	297,696	105,921	36%	191,775	239,011	125,876	53%	113,135
Purchased Services	112,675	86,390	77%	26,285	205,199	67,612	33%	137,587
Supplies & Materials	729,323	316,005	43%	413,318	555,310	332,912	60%	222,398
Property & Equipment	55,000	20,651	38%	34,349	55,000	13,035	24%	41,965
Other Objects	123,956	89,010	72%	34,946	112,049	106,827	95%	5,222
Total Expenditure	**2,180,829**	**991,686**	**45%**	**1,189,143**	**2,029,546**	**1,091,965**	**54%**	**937,581**
Fund Transfers	**1,500,000**	**1,500,000**	**100%**	**-**	**1,500,000**	**-**	**0%**	**1,500,000**
Ending Fund Balance	**$ 745,477**	**$ 1,539,106**	**206%**		**$ 666,641**	**$ (212,837)**	**-32%**	

Fund Balance Analysis		
Current Year-to-Date Fund Balance	$ 1,539,106	$ (212,837)
Beginning Fund Balance	761,306	558,365
Increase (Decrease) in Fund Balance	$ 777,800	$ (771,202)

Annual Budget vs. Year-to-Date Actual

Fund 26 Day Care Fund

Period Ending December 31, 2024

	FY 2024-2025				FY 2023-2024			
	Budget	YTD Actual	YTD as % of Budget	Budget Remaining	Budget	YTD Actual	YTD as % of Budget	Budget Remaining
Beginning Balance	**$ 375,499**	**$ 375,499**	**100%**		**$ 828,163**	**$ 898,251**	**108%**	
Revenues								
Local Sources	2,000,000	865,076	43%	1,134,924	2,000,000	816,583	41%	1,183,417
Total Revenue	**2,000,000**	**865,076**	**43%**	**1,134,924**	**2,000,000**	**816,583**	**41%**	**1,183,417**
Expenditures								
Salaries	1,625,457	773,639	48%	851,818	1,710,702	732,971	43%	977,731
Employee Benefits	642,369	282,032	44%	360,337	634,964	250,564	39%	384,400
Purchased Services	22,000	33,391	152%	(11,391)	22,000	15,297	70%	6,703
Supplies & Materials	36,374	23,815	65%	12,559	36,374	31,152	86%	5,222
Property & Equipment	4,500	-	0%	4,500	4,500	-	0%	4,500
Other Objects	21,300	958	4%	20,342	221,300	-	0%	221,300
Total Expenditure	**2,352,000**	**1,113,834**	**47%**	**1,238,166**	**2,629,840**	**1,029,984**	**39%**	**1,599,856**
Fund Transfers	**-**	**400,000**	**0%**		**400,000**	**-**	**0%**	
Ending Fund Balance	**$ 23,499**	**$ 526,741**	**2242%**		**$ 598,323**	**$ 684,850**	**114%**	

Fund Balance Analysis		
Current Year-to-Date Fund Balance	$ 526,741	$ 684,850
Beginning Fund Balance	375,499	898,251
Increase (Decrease) in Fund Balance	$ 151,242	$ (213,401)

Annual Budget vs. Year-to-Date Actual

Fund 31 Bond Redemption Fund

Period Ending December 31, 2024

	FY 2024-2025				FY 2023-2024			
	Budget	YTD Actual	YTD as % of Budget	Budget Remaining	Budget	YTD Actual	YTD as % of Budget	Budget Remaining
Beginning Balance	**$ 11,807,748**	**$ 11,807,748**	**100%**		**$ 10,741,870**	**$ 11,484,198**	**107%**	
Revenues								
Local Sources	8,322,625	439,889	5%	7,882,736	8,657,781	430,256	5%	8,227,525
Total Revenue	**8,322,625**	**439,889**	**5%**	**7,882,736**	**8,657,781**	**430,256**	**5%**	**8,227,525**
Expenditures								
Purchased Services	5,000	3,500	70%	1,500	5,000	3,500	70%	1,500
Other Objects	464,800	-	0%	464,800	678,951	98,994	15%	579,957
Other Uses of Funds	7,780,000	8,236,336	106%	(456,336)	8,140,000	8,140,000	100%	-
Total Expenditure	**8,249,800**	**8,239,836**	**100%**	**9,964**	**8,823,951**	**8,242,494**	**93%**	**581,457**
Ending Fund Balance	**$ 11,880,573**	**$ 4,007,801**	**34%**		**$ 10,575,700**	**$ 3,671,960**	**35%**	

Fund Balance Analysis		
Current Year-to-Date Fund Balance	$ 4,007,801	$ 3,671,960
Beginning Fund Balance	11,807,748	11,484,198
Increase (Decrease) in Fund Balance	$ (7,799,947)	$ (7,812,238)

Annual Budget vs. Year-to-Date Actual

Fund 41 Building Fund

Period Ending December 31, 2024

	FY 2024-2025				FY 2023-2024			
	Budget	YTD Actual	YTD as % of Budget	Budget Remaining	Budget	YTD Actual	YTD as % of Budget	Budget Remaining
Beginning Balance	**$ -**	**$ -**	**0%**		**$ -**	**$ -**	**0%**	
Revenues								
Local Sources	124,043,024	184,237	0%	123,858,787	-	-	**0%**	-
Total Revenue	**124,043,024**	**184,237**	**0%**	**123,858,787**	**-**	**-**	**-**	**-**
Expenditures								
Purchased Services	3,000,000	-	0%	3,000,000	-	-	**0%**	-
Other Objects	-	-	0%	-	-	-	**0%**	-
Other Uses of Funds	-	-	0%	-	-	-	**0%**	-
Total Expenditure	**3,000,000**	**-**	**0%**	**3,000,000**	**-**	**-**	**-**	**-**
Ending Fund Balance	**$ 121,043,024**	**$ 184,237**	**0%**		**$ -**	**$ -**	**0%**	

Fund Balance Analysis		
Current Year-to-Date Fund Balance	$ 184,237	$ -
Beginning Fund Balance	-	-
Increase (Decrease) in Fund Balance	$ 184,237	$ -

Annual Budget vs. Year-to-Date Actual

Fund 43 Capital Reserve Fund

Period Ending December 31, 2024

	FY 2024-2025				FY 2023-2024			
	Budget	YTD Actual	YTD as % of Budget	Budget Remaining	Budget	YTD Actual	YTD as % of Budget	Budget Remaining
Beginning Balance	**$ 16,258,109**	**$ 16,258,109**	**100%**		**$ 7,070,042**	**$ 26,510,499**	**375%**	
Revenues								
Local Sources	4,500	208,858.02	0%	(204,358)	22,547	$0	0%	22,547
Total Revenue	**4,500**	**208,858**	**4641%**	**(204,358)**	**22,547**	**$0**	**0%**	**22,547**
Expenditures								
Purchased Services	12,339,665	3,914,762	32%	8,424,903	7,425,972	9,318,627	125%	(1,892,655)
Supplies & Materials	460	-	0%	460	546	-	0%	546
Property & Equipment	8,729,581	954,602	11%	7,774,979	3,617,000	1,184,137	33%	2,432,863
Other Objects	134,495	45,500	34%	88,995	200,000	37,182	19%	162,818
Total Expenditure	**21,204,201**	**4,914,864**	**23%**	**16,289,337**	**11,243,518**	**10,539,946**	**94%**	**703,572**
Fund Transfers	**6,934,752**	**2,934,752**	**42%**	**4,000,000**	**6,754,785**	**-**	**0%**	**6,754,785**
Ending Fund Balance	**$ 1,993,160**	**$ 14,486,855**	**727%**		**$ 2,603,856**	**$ 15,970,553**	**613%**	

Fund Balance Analysis		
Current Year-to-Date Fund Balance	$ 14,486,855	$ 15,970,553
Beginning Fund Balance	16,258,109	26,510,499
Increase (Decrease) in Fund Balance	$ (1,771,254)	$(10,539,946)

Westminster Public Schools

Payments Over $150,000

Period Ending December 31, 2024

Vendor	Total	Check Date	Description
ADAMS COUNTY BOCES SELF INSURANCE POOL	$1,754,414.00	8/1/2024	Insurance Pool Payment
AP MOUNTAIN STATES, LLC	$2,354,685.74	7/15/2024	HVAC Mechanical Upgrades at Shaw
AP MOUNTAIN STATES, LLC	$1,141,740.53	8/13/2024	HVAC Mechanical Upgrades at Shaw
AP MOUNTAIN STATES, LLC	$785,343.14	7/15/2024	Ranum CTE project
AP MOUNTAIN STATES, LLC	$611,583.71	9/30/2024	Ranum CTE project
AP MOUNTAIN STATES, LLC	$420,927.81	9/17/2024	HVAC Mechanical Upgrades at Shaw
AP MOUNTAIN STATES, LLC	$282,876.42	8/13/2024	Ranum CTE project
AP MOUNTAIN STATES, LLC	$214,512.04	9/13/2024	Ranum CTE project
BOYS & GIRLS CLUBS OF METRO DENVER INC	$312,333.33	8/20/2024	Funding for the Boys & Girls club program
BOYS & GIRLS CLUBS OF METRO DENVER INC	$312,333.33	11/18/2024	Funding for the Boys & Girls club program
CDW GOVERNMENT LLC	$241,000.00	7/15/2024	Chromebooks
CHARTWELLS DINING SERVICES	$641,410.01	11/15/2024	Food services contractor
CHARTWELLS DINING SERVICES	$606,599.09	9/23/2024	Food services contractor
CHARTWELLS DINING SERVICES	$493,222.40	10/18/2024	Food services contractor
CHARTWELLS DINING SERVICES	$423,069.48	1/14/2025	Food services contractor
CHARTWELLS DINING SERVICES	$418,395.67	12/13/2024	Food services contractor
CHARTWELLS DINING SERVICES	$319,657.16	8/13/2024	Food services contractor
CHARTWELLS DINING SERVICES	$179,354.41	7/18/2024	Food services contractor
COMMERCE BANK	$234,438.84	9/9/2024	Purchasing card payment
COMMERCE BANK	$231,027.95	11/8/2024	Purchasing card payment
COMMERCE BANK	$217,291.97	10/8/2024	Purchasing card payment
COMMERCE BANK	$193,675.55	12/9/2024	Purchasing card payment
COMMERCE BANK	$157,725.75	1/9/2025	Purchasing card payment
DAO ARCHITECTURE	$200,000.00	2/4/2025	Architectual fees
DISCOVERY EDUCATION INC	$152,599.70	11/7/2024	Science Consumables
EAP GLASS INC	$188,582.00	9/23/2024	Windows replacement at Tennyson Knolls
KAISER FOUNDATION HEALTH PLAN	$649,341.73	8/26/2024	Health plan payment
KIDS FIRST HEALTH CARE	$257,410.00	9/3/2024	School nursing services
KIDS FIRST HEALTH CARE	$257,410.00	1/28/2025	School nursing services
SAVVAS LEARNING COMPANY LLC	$706,986.00	8/20/2024	Math curriculum licenses
SUMMIT CONTRACTING ASPHALT & CONCRETE	$246,850.00	7/15/2024	Asphalt and concrete at Vallez Family Ed Center
VLCM	$170,886.97	7/16/2024	Cyber security platform
XCEL ENERGY	$173,521.99	8/31/2024	Utilities payment
YESS INSTITUTE	$175,000.00	9/17/2024	Youth Empowerment Support Services program