

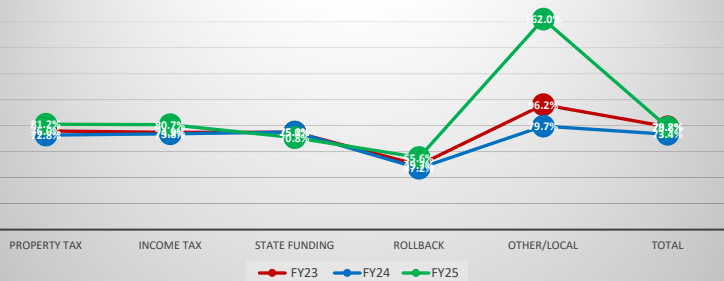


Valley View Local Schools Fiscal Year 2025 Financial Breakdown - March

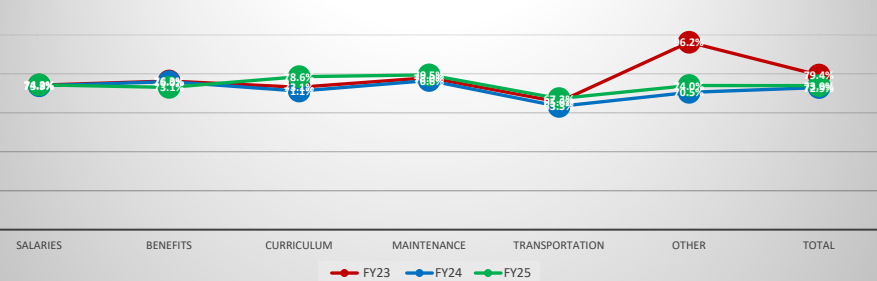
REVENUE	CURRENT - Fiscal Year 2025				Fiscal Year 2024 Comparison			Fiscal Year 2023 Comparison			Notes
	Projection	Actual	%	Remaining	To-Date	Total FY	%	To-Date	Total FY	%	
Property Tax	6,887,947	5,589,798	81.2%	1,298,149	4,743,872	6,518,923	72.8%	4,641,358	6,109,090	76.0%	
Income Tax	6,545,263	5,284,254	80.7%	1,261,009	4,891,617	6,626,782	73.8%	5,018,804	6,703,673	74.9%	
State Funding	10,264,948	7,269,200	70.8%	2,995,748	7,500,027	9,981,997	75.1%	6,830,588	9,106,822	75.0%	
Rollback	813,495	451,994	55.6%	361,501	405,220	858,003	47.2%	403,463	811,611	49.7%	
Other/Local	853,697	1,383,377	162.0%	(529,680)	937,427	1,175,801	79.7%	6,279,921	6,530,000	96.2%	
Total	25,365,350	19,978,624	78.8%	5,386,726	18,478,164	25,161,506	73.4%	23,174,135	29,261,195	79.2%	

EXPENSE	CURRENT - Fiscal Year 2025				Fiscal Year 2024 Comparison			Fiscal Year 2023 Comparison			Notes
	Projection	Actual	%	Remaining	To-Date	Total FY	%	To-Date	Total FY	%	
Salaries	12,440,889	9,248,678	74.3%	3,192,211	8,506,610	11,516,338	73.9%	8,287,913	11,168,781	74.2%	
Benefits	5,454,318	3,984,907	73.1%	1,469,411	3,776,451	4,971,495	76.0%	3,541,133	4,640,856	76.3%	
Curriculum	2,909,452	2,285,584	78.6%	623,868	1,737,227	2,441,994	71.1%	1,714,349	2,344,762	73.1%	
Maintenance	693,886	551,523	79.5%	142,363	380,174	496,418	76.6%	399,769	512,425	78.0%	
Transportation	2,710,569	1,824,716	67.3%	885,853	1,247,842	1,971,474	63.3%	994,713	1,517,025	65.6%	
Other	1,101,832	815,249	74.0%	286,583	1,293,089	1,834,933	70.5%	6,180,406	6,421,767	96.2%	
Total	25,310,946	18,710,658	73.9%	6,600,288	16,941,393	23,232,651	72.9%	21,118,284	26,605,616	79.4%	

Revenue Comparison



Expense Comparison



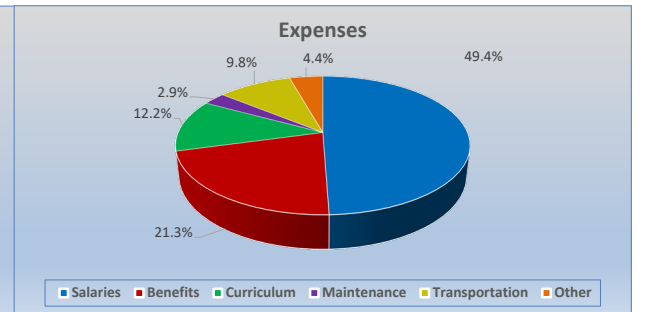
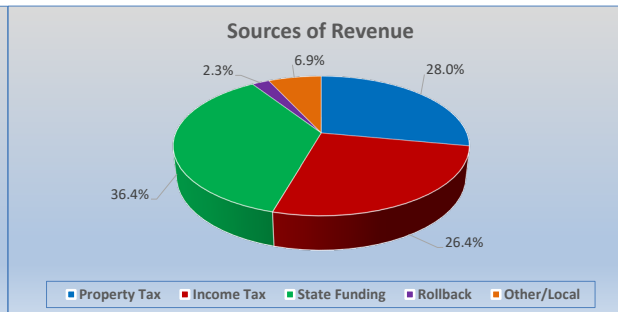
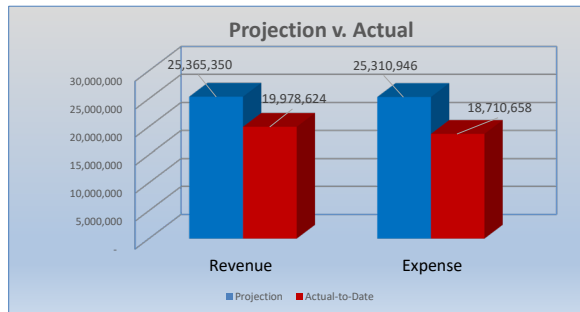


Valley View Local Schools Financial Summary

REVENUE	July	August	September	October	November	December	January	February	March	April	May	June	Projected
FY25	3,530,328	2,468,769	2,521,670	2,847,955	1,027,229	883,027	2,475,802	3,178,606	1,045,238				
	3,530,328	5,999,097	8,520,767	11,368,722	12,395,950	13,278,978	15,754,780	18,933,386	19,978,624	19,978,624	19,978,624	19,978,624	25,365,350
FY24	4,862,732	889,622	1,852,151	2,671,511	1,216,445	883,311	2,470,017	839,947	2,792,428	4,461,990	1,393,000	828,351	
	4,862,732	5,752,355	7,604,505	10,276,016	11,492,461	12,375,773	14,845,789	15,685,736	18,478,164	22,940,154	24,333,155	25,161,506	23,304,714
FY23	4,917,134	873,071	1,673,348	2,245,907	1,191,420	772,181	2,191,046	2,716,649	6,593,380	3,982,667	1,269,532	834,861	
	4,917,134	5,790,205	7,463,553	9,709,460	10,900,880	11,673,061	13,864,107	16,580,755	23,174,135	27,156,802	28,426,334	29,261,195	21,876,466
FY22	4,442,492	787,767	1,782,448	1,944,995	1,125,105	723,470	2,822,885	2,564,965	777,532	3,565,481	1,285,193	782,354	
	4,442,492	5,230,259	7,012,707	8,957,702	10,082,807	10,806,277	13,629,161	16,194,126	16,971,658	20,537,139	21,822,332	22,604,686	20,897,756

EXPENSE	July	August	September	October	November	December	January	February	March	April	May	June	Projected
FY25	1,784,073	1,776,729	2,008,260	2,159,622	2,235,002	2,169,182	2,388,710	2,102,175	2,086,904				
	1,784,073	3,560,802	5,569,062	7,728,684	9,963,686	12,132,868	14,521,579	16,623,754	18,710,658	18,710,658	18,710,658	18,710,658	25,310,945
FY24	1,594,103	1,587,292	1,616,084	1,920,381	1,863,425	1,792,564	2,145,296	2,458,971	1,963,278	2,153,624	1,894,242	2,243,392	
	1,594,103	3,181,394	4,797,478	6,717,858	8,581,283	10,373,848	12,519,144	14,978,115	16,941,393	19,095,017	20,989,259	23,232,651	22,485,836
FY23	1,508,074	1,525,572	1,673,371	1,730,750	1,857,409	7,301,758	1,910,624	1,852,004	1,758,721	1,925,125	1,642,192	1,920,015	
	1,508,074	3,033,646	4,707,017	6,437,767	8,295,177	15,596,935	17,507,559	19,359,563	21,118,284	23,043,409	24,685,601	26,605,616	20,866,515
FY22	1,591,653	1,389,498	1,455,570	1,503,545	1,649,164	1,604,339	1,898,670	1,535,370	1,582,442	1,858,215	1,809,964	1,794,459	
	1,591,653	2,981,150	4,436,721	5,940,266	7,589,430	9,193,769	11,092,440	12,627,810	14,210,252	16,068,468	17,878,432	19,672,891	19,918,814

Cash	July	August	September	October	November	December	January	February	March	April	May	June	Projected
*FY25	16,156,334	16,848,374	17,361,784	18,050,117	16,842,343	15,556,188	15,643,280	16,719,711	15,678,045	15,678,045	15,678,045	15,678,045	
													14,464,484
													FY24 Ending Cash
													14,410,079
*PI Cash	1,451,408	1,693,985	1,704,609	1,266,203	1,262,203	1,254,963	1,297,809	1,601,135	1,600,440	-	-	-	





Fiscal Year 2025 - March

	July	August	September	Quarter 1	October	November	December	Quarter 2	January	February	March	Quarter 3	April	May	June	Quarter 4	Fiscal End	2026	2027	2028
																		Fiscal End	Fiscal End	Fiscal End
Revenue																				
Plan	5,092,438	909,245	1,913,679	7,915,362	2,352,034	1,207,153	858,675	12,333,223	2,674,736	2,241,370	1,636,009	18,885,339	4,279,290	1,355,884	844,837	25,365,350	25,365,350	25,264,725	25,750,617	25,493,917
Actual	3,530,328	2,468,769	2,521,670	8,520,767	2,847,955	1,027,229	883,027	13,278,978	2,475,802	3,178,606	1,045,238	19,978,624	-	-	-	26,458,635	26,458,635			
Variance over/(under)	(1,562,110)	1,559,524	607,991	605,405	495,921	(179,924)	24,352	945,754	(198,934)	937,236	(590,771)	1,093,285	(4,279,290)	(1,355,884)	(844,837)	1,093,285	1,093,285			
Previous Year	4,862,732	889,622	1,852,151	7,604,505	2,671,511	1,216,445	883,311	12,375,773	2,470,017	839,947	2,792,428	18,478,164	4,461,990	1,393,000	828,351	25,161,506	25,161,506			
Property Taxes																				
Plan	1,962,976	966	1,042,660	3,006,602	-	-	209	3,006,811	98,891	1,418,824	670,169	5,194,695	1,693,252	-	-	6,887,947	6,887,947	7,024,454	7,223,176	7,411,001
Actual	230,085	1,558,940	1,498,236	3,287,261	-	-	-	3,287,261	212,906	2,083,618	6,013	5,589,798	-	-	-	7,283,050	7,283,050			
Variance over/(under)	(1,732,891)	1,557,974	455,576	280,659	-	-	(209)	280,449	114,015	664,794	(664,156)	395,103	(1,693,252)	-	-	395,103	395,103			
Previous Year	1,847,314	1,275	890,225	2,738,814	-	-	-	2,738,814	197,349	-	1,807,709	4,743,872	1,775,051	-	-	6,518,923	6,518,923			
State Funding																				
Plan	797,339	863,569	797,240	2,458,148	975,189	731,146	838,393	5,002,875	1,202,027	802,964	802,971	7,810,837	846,153	815,656	792,302	10,264,948	10,264,948	9,999,565	10,258,621	9,979,572
Actual	789,241	846,119	806,866	2,442,225	779,069	978,862	848,310	5,048,467	845,181	572,600	802,952	7,269,200	-	-	-	9,723,310	9,723,310			
Variance over/(under)	(8,098)	(17,450)	9,626	(15,922)	(196,120)	247,716	9,917	45,592	(356,846)	(230,364)	(19)	(541,638)	(846,153)	(815,656)	(792,302)	(541,638)	(541,638)			
Previous Year	745,309	817,257	744,328	2,306,894	1,209,957	556,844	859,794	4,933,488	939,923	812,021	814,594	7,500,027	902,895	816,718	762,357	9,981,997	9,981,997			
Rollback																				
Plan	-	-	313	313	-	398,017	-	398,329	-	-	-	398,329	330	473,894	(59,059)	813,495	813,495	813,494	807,120	801,672
Actual	-	-	391	391	549,603	4	-	549,998	-	(98,004)	-	451,994	-	-	-	867,160	867,160			
Variance over/(under)	-	-	78	78	549,603	(398,013)	-	151,669	-	(98,004)	-	53,665	(330)	(473,894)	59,059	53,665	53,665			
Previous Year	-	-	338	338	-	404,882	-	405,220	-	-	-	405,220	391	550,364	(97,972)	858,003	858,003			
Income Tax																				
Plan	2,202,678	-	-	2,202,678	1,281,651	-	-	3,484,329	1,352,692	-	19	4,837,040	1,708,223	-	-	6,545,263	6,545,263	6,610,715	6,676,823	6,743,591
Actual	2,420,876	-	-	2,420,876	1,483,827	-	-	3,904,703	1,379,551	-	-	5,284,254	-	-	-	6,992,478	6,992,478			
Variance over/(under)	218,199	-	-	218,199	202,176	-	-	420,374	26,860	-	(19)	1,447,215	(1,708,223)	-	-	447,215	447,215			
Previous Year	2,165,561	-	-	2,165,561	1,430,015	-	-	3,595,576	1,296,041	-	-	4,891,617	1,735,164	-	-	6,626,782	6,626,782			
Local/Other																				
Plan	129,445	44,711	73,466	247,622	95,194	77,990	20,073	440,879	21,127	19,581	162,850	644,437	31,333	66,334	111,593	853,697	853,697	816,497	784,877	740,081
Actual	90,125	63,711	216,177	370,013	35,455	48,363	34,717	488,549	38,164	620,391	236,273	1,383,377	-	-	-	1,592,637	1,592,637			
Variance over/(under)	(39,320)	19,000	142,711	122,392	(59,739)	(29,627)	14,644	47,670	17,037	600,810	73,423	738,940	(31,333)	(66,334)	(111,593)	738,940	738,940			
Previous Year	104,548	71,090	217,260	392,898	31,539	254,719	23,518	702,674	36,703	27,925	170,125	937,427	48,489	25,919	163,967	1,175,801	1,175,801			
Expense																				
Plan	1,861,156	1,787,439	1,886,802	5,535,397	2,063,642	2,133,071	2,086,525	11,818,634	2,386,780	2,063,709	2,108,979	18,378,102	2,404,400	2,144,543	2,383,900	25,310,945	25,310,945	26,184,737	27,146,491	28,153,810
Actual	1,784,073	1,776,729	2,008,260	5,569,062	2,159,622	2,235,002	2,169,182	12,132,868	2,388,710	2,102,175	2,086,904	18,710,658	-	-	-	25,643,500	25,643,500			
Variance over/(under)	(77,082)	(10,710)	121,458	33,665	95,981	101,931	82,657	314,234	1,931	38,466	(22,076)	332,555	(2,404,400)	(2,144,543)	(2,383,900)	332,555	332,555			
Previous Year	1,594,103	1,587,292	1,616,084	4,797,478	1,920,381	1,863,425	1,792,564	10,373,848	2,145,296	2,458,971	1,963,278	16,941,393	2,153,624	1,894,242	2,243,392	23,232,651	23,232,651			
Wages																				
Plan	993,759	933,310	973,224	2,900,293	1,004,211	1,142,336	1,009,191	6,056,031	1,055,001	1,006,465	1,105,811	9,223,308	1,022,528	1,014,758	1,180,295	12,440,889	12,440,889	12,779,432	13,253,825	13,746,784
Actual	927,468	917,321	1,013,730	2,858,519	1,007,082	1,139,174	1,032,712	6,037,487	1,074,901	1,006,314	1,129,976	9,248,678	-	-	-	12,466,259	12,466,259			
Variance over/(under)	(66,292)	(15,989)	40,507	(41,774)	2,871	(3,162)	23,521	(18,544)	19,900	(152)	24,166	25,370	(1,022,528)	(1,014,758)	(1,180,295)	25,370	25,370			
Previous Year	875,677	865,740	906,790	2,648,207	944,536	1,028,092	949,633	5,570,469	989,831	918,925	1,027,386	8,506,610	958,626	950,928	1,100,173	11,516,338	11,516,338			
Benefits																				
Plan	441,957	448,804	455,671	1,346,431	430,788	427,726	469,103	2,674,048	769,605	462,732	459,559	4,365,944	457,898	461,214	459,284	5,744,340	5,744,340	5,744,340	6,075,413	6,429,212
Actual	421,374	423,312	428,553	1,273,239	406,357	403,943	414,770	2,498,309	645,060	424,914	416,625	3,984,907	-	-	-	5,363,303	5,363,303			
Variance over/(under)	(20,583)	(25,492)	(27,118)	(73,192)	(24,431)	(23,783)	(54,333)	(175,739)	(124,546)	(37,818)	(42,935)	(381,037)	(457,898)	(461,214)	(459,284)	(381,037)	(381,037)			
Previous Year	392,913	412,631	394,281	1,199,825	366,122	358,705	399,718	2,324,371	655,426	398,435	398,220	3,776,451	401,397	397,800	395,847	4,971,495	4,971,495			
Educational Support																				
Plan	425,440	405,325	457,907	1,288,673	628,642	563,009	608,231	3,088,555	562,173	594,512	543,610	4,788,850	923,973	668,571	744,322	7,125,716	7,125,716	7,660,965	7,817,253	7,977,814
Actual	435,232	436,096	565,977	1,437,304	746,183	691,885	721,700	3,597,072	668,749	670,948	540,303	5,477,072	-	-	-	7,813,938	7,813,938			
Variance over/(under)	9,792	30,770	108,069	148,631	117,540	128,875	113,469	508,517	106,576	76,436	(3,307)	688,222	(923,973)	(668,571)	(744,322)	688,222	688,222			
Previous Year	325,513	308,920	315,013	949,445	609,722	476,628	443,213	2,479,008	500,039	1,141,611	537,673	4,658,332	793,601	545,513	747,372	6,744,818	6,744,818			