

South Harrison Elementary School 2024-2025 Budget

HOME OF THE ROADRUNNERS





Fiscal Goal

- **Sustainability:** Ensuring that the school's finances are managed in a way that allows for ongoing support of educational programs and services without compromising future needs or resources.
- **Equity and Access:** Prioritizing the allocation of funds to provide all students with access to high-quality educational opportunities, regardless of background or circumstance.
- **Continuous Improvement:** Investing in programs, resources, and professional development opportunities that contribute to the ongoing improvement of student outcomes and overall school performance.

Budget Challenges /State Aid Reductions



County	Dist	District	Equalization Aid	School Choice Aid	Transportation Aid	Special Education Aid	Security Aid	FY25 K-12 Aid	FY24-FY25 K-12 Aid Difference	Aid Percent Difference
Burlington	200	Bass River Twp	23,130	0	102,864	88,200	31,588	245,782	-378,780	-60.65%
Camden	4590	Runnemede Boro	2,026,799	172,872	166,787	503,708	175,149	3,045,315	-4,150,077	-57.68%
Burlington	5890	Woodland Twp	88,097	0	63,364	100,588	16,311	268,360	-265,662	-49.75%
Cape May	5790	Wildwood City	220,961	0	119,536	542,470	306,033	1,189,000	-723,821	-37.84%
Monmouth	3510	Neptune Twp	3,109,953	0	1,589,446	2,404,326	1,222,886	8,326,611	-4,448,559	-34.82%
Atlantic	4800	Somers Point City	1,340,682	0	142,184	568,696	114,624	2,166,186	-1,135,459	-34.39%
Gloucester	3580	Newfield Boro	1,269,260	0	132,194	130,013	43,725	1,575,192	-727,444	-31.59%
Ocean	2480	Lacey Twp	4,048,159	0	228,519	2,504,516	483,794	7,264,988	-3,205,902	-30.62%
Salem	60	Alloway Twp	1,132,780	0	218,309	370,315	47,622	1,769,026	-736,784	-29.40%
Morris	630	Butler Boro	1,152,643	0	215,738	1,011,654	39,010	2,419,045	-960,863	-28.43%
Gloucester	4880	South Harrison Twp	41,632	388,024	140,825	302,902	34,238	907,621	-349,467	-27.80%
Bergen	2080	Hasbrouck Heights Boro	590,632	0	143,130	1,615,010	185,508	2,534,280	-847,113	-25.05%

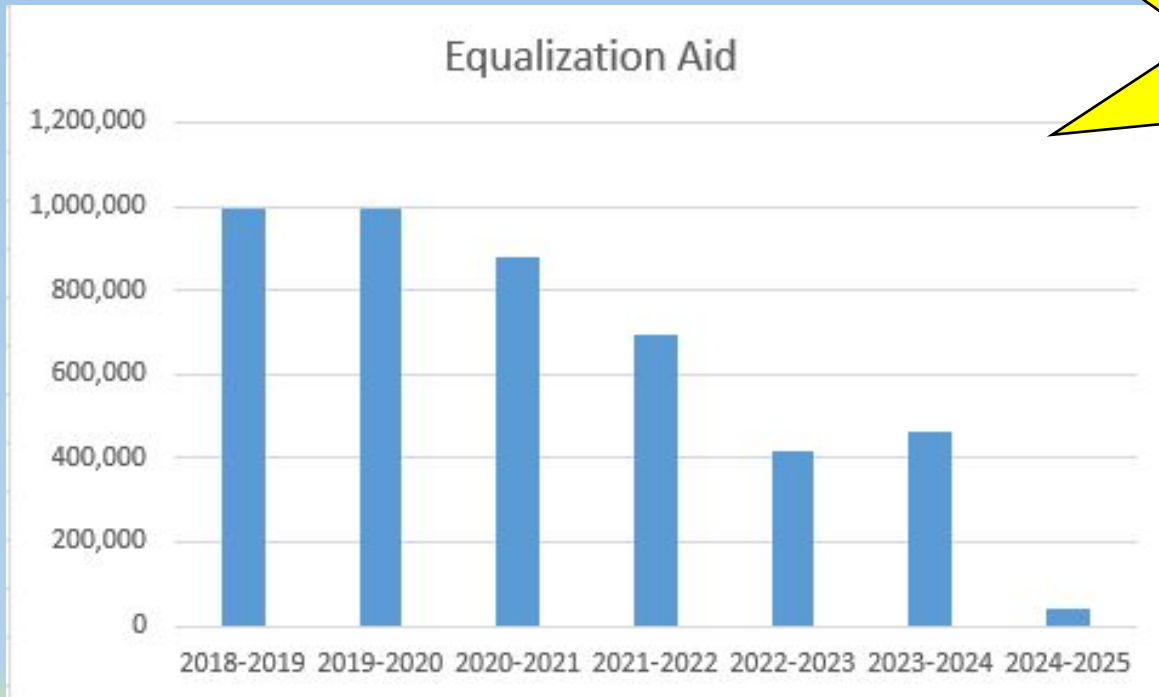
2nd Largest in all of Gloucester County

Top 12, Largest State Aid reduction in the Entire State



Budget Challenges

- State Aid Reductions



27.80% Decrease
in State Aid

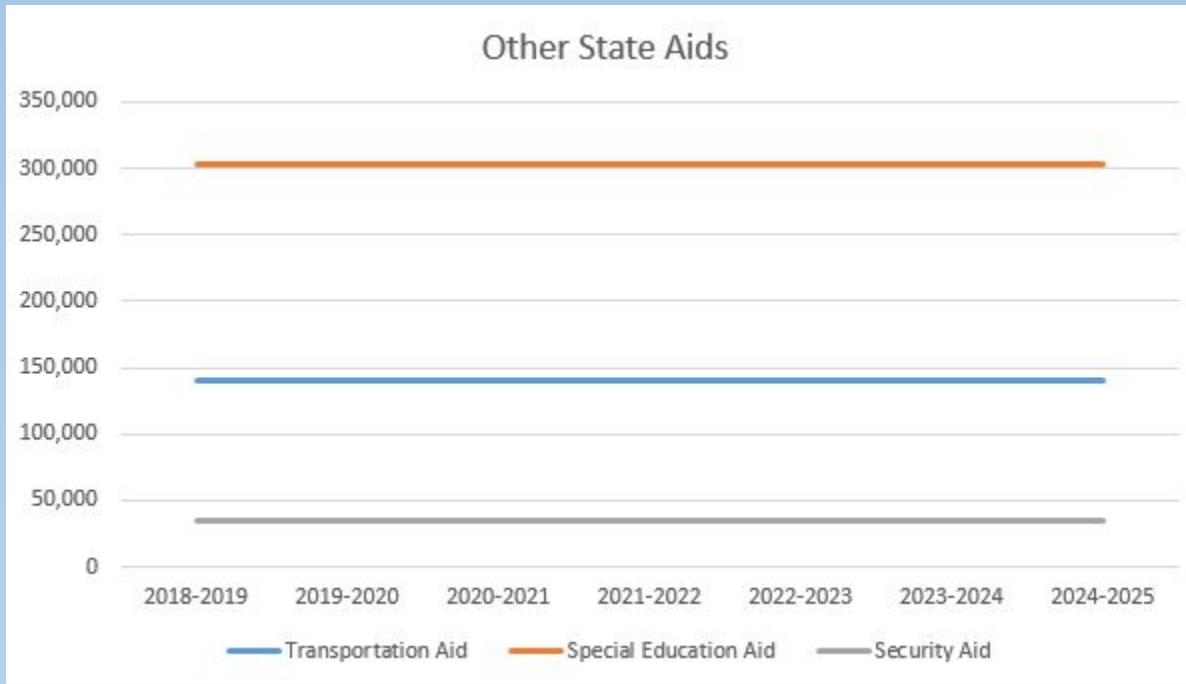
\$349,467 Lost !!!

This was the Final year of S2! Last year of the Current Funding formula



Budget Challenges

- Frozen State Aid



Since 2018-2019

- Transportation Aid Frozen at \$140,825
- Special Education Aid Frozen at \$302,902
- Security Aid Frozen at \$34,238

Why is our District not fully funded as promised?



Line	Name	Amount	Description
A	2024-25 General Fund Levy	3,890,343	
B	Equalization Aid	41,632	
C	Total Budgeted Adequacy Spending (A + B)	3,931,975	
D	District Adequacy Budget	5,165,532	
E	Excess Amount (C - D)	-1,233,557	
	Status	0	The proposed budget is at or below the expected local levy
	Explanation (only if Line E is positive)	0	

- With the Recent State Aid Cut South Harrison Elementary is **-1,233,557** Under Adequacy
- To have a Adequate, the State believes the tax payers local Fair Share of **\$5,165,532**
 - This is the amount the State Believes the tax payers should be paying for 24-25, but how can we get there?

Current Funding Formula Believes local tax payers should pick up the burden to allow your District to have a Educationally Adequate budget

Problem Arises when Districts funding falls behind due to the 2% increase cap on local taxes.

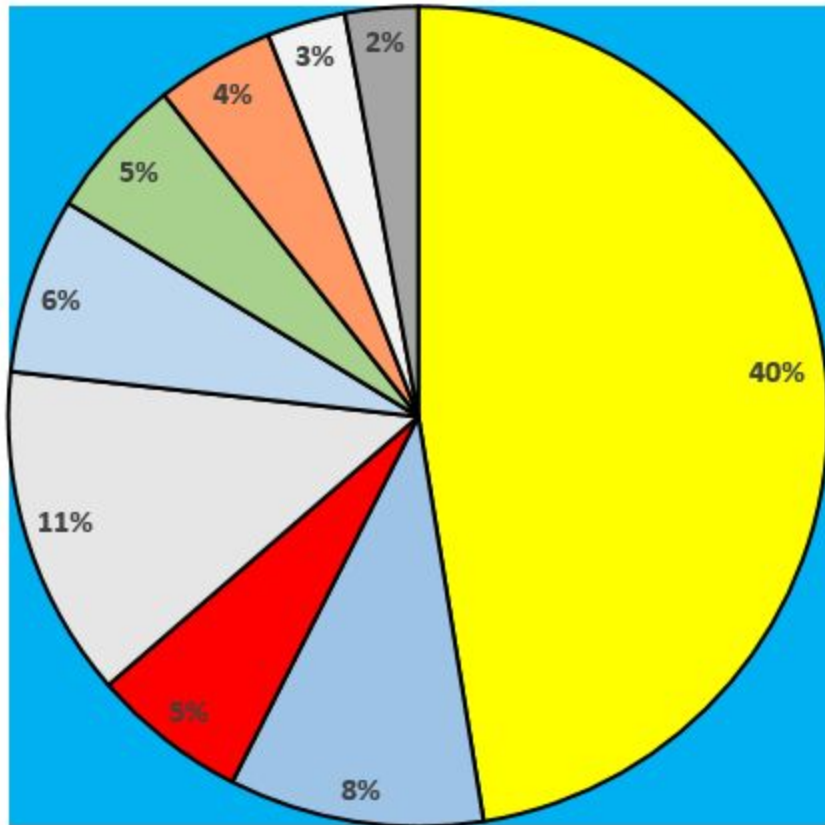
Budget Revenues



	23-24	24-25	Percentage Change
Total Revenues	\$7,660,576	\$7,715,036	.71%

- Local Tax Levy - 6.73% Increase
- State Aid Revenue – 25.82% Decrease
- Federal Revenue – 57.49% Decrease

Budget Expenses



Salaries

Transportation

Tuition

Benefits


Maintenance/Custodial

Shared Services

Supplies

Capital Reserve

Speech/OT/PT



1. Flat Budget for 24-25
2. Retained all Current Employees
3. Continued Shared Service with Logan
4. Added 4 New Positions



How did we make up for the State Aid Loss?

Total Loss of Revenue 24-25	
24-25 State Aid Reduction	-349,467
Expiration of All Covid Related Grants	-159,575
Total	-509,042

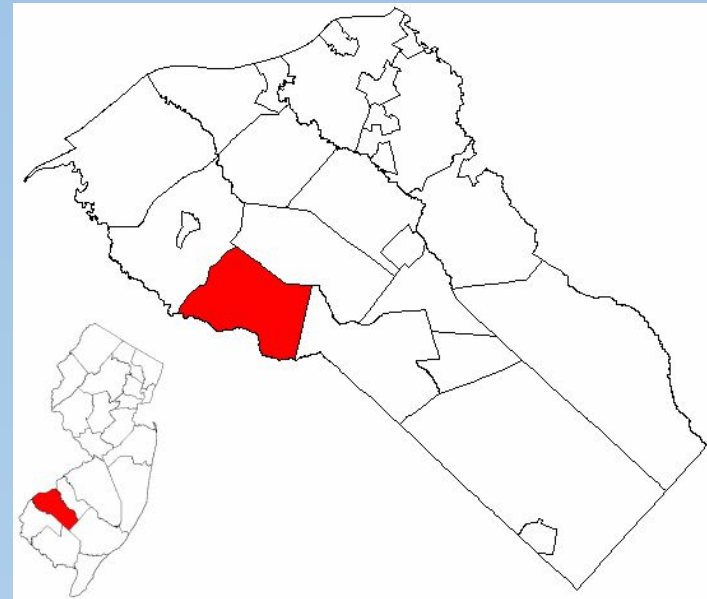
One Time Funding →

One Time Funding →

Revenues Gained 24-25	
Increased Preschool Funding	+243,329
Use of Banked Cap on Tax Levy	+245,348
ShIF Insurance dividend (one time Revenue)	+44,951
Total	+533,538



Preliminary Tax Rate Calculation



Change in Total Levy			
School Year	General Fund	Debt Service	Total
24-25	3,890,343	721,533	4,611,876
23-24	3,644,995	722,340	4,367,335
Inc(Dec)	\$ 245,348	\$ (807)	\$ 244,541
	6.73%		5.60%

Fluctuation in Taxes Per Average Assessed Property							
Avg Property Assessment	General Fund		Debt Service		Total		
	Annual	Inc(Dec)	Annual	Inc(Dec)	Annual	Inc(Dec)	
\$ 284,643	\$ 2,757.87	\$ 136.88	\$ 511.50	\$ (7.69)	\$ 3,269.37	\$ 129.19	
\$ 334,643	\$ 3,242.32	\$ 160.92	\$ 601.35	\$ (9.04)	\$ 3,843.66	\$ 151.88	
\$ 384,643	\$ 3,726.76	\$ 184.97	\$ 691.19	\$ (10.40)	\$ 4,417.95	\$ 174.57	
\$ 434,643	\$ 4,211.20	\$ 209.01	\$ 781.04	\$ (11.75)	\$ 4,992.25	\$ 197.27	



South Harrison Student Enrollment

Grade Level (On Roll)	Estimated 24-25	October 15, 2023 ASSA	October 15, 2022 ASSA
PRE-K	69	42	12
K	40	36	44
1	36	44	43
2	44	42	41
3	42	35	27
4	35	28	47
5	28	48	33
6	48	33	42
SP ED Elementary	33	38	35
SP ED MIDDLE	6	5	6
<u>TOTAL ON ROLL</u>	<u>381</u>	<u>351</u>	<u>330</u>



Preschool Expansion Program

For New Families enrolling students at South Harrison Township Elementary School:

Please click link below to register!



Key Highlights

- \$243,239 in additional program Funding
- Addition of a 5th Classroom for yr24-25
- 3 New Preschool Position including a Full Time Relief Teacher
- Over \$40,000 allocated for Supplies to outfit the new Classroom
- NEW** Preschool Playground being built June this year!!

<https://www.southharrison.k12.nj.us/site/Default.aspx?PageID=1288>



Special Ed

	23-24	24-25
Out of District Students	3	2
Cost	\$190,189	\$120,848.20

South Harrison continues to fully fund all IEP driven needs

District will apply for Extraordinary aid for financial Support

Contract with Gloucester County Special Services and other vendors for Speech, OT, PT and Behavior Professionals.



Curriculum

- The Staff will pilot 2 Math curriculum programs
- They will collect data from the students
- Will choose official program to use fy 25-26





Maintenance/Capital Projects

	23-24	24-25
Maintenance Reserve	\$0	\$200,000
Capital Reserve	\$0	\$200,000

Preschool Playground
\$252,433.42

**funded through PEA stateaid*

ROOF and HVAC ROD GRANT

Project Cost \$585,000

State Cost Share \$234,000

Other District Repairs Planned

- Cooling Tower Repair
- Sewer Pumps Replaced
- Heat Loop Repair Motors
- Service Portable Water Tanks
- Replace and Update Cafeteria Lighting



Capital Projects

New Gym Roof and
Hvac Project

Playground Being
Built HERE





Outlook on the Future

- Last Year of S2, new funding formula on the Horizon
- South Harrison continues to look to operate as a self sufficient prek-6.
- Administration has and will continue to find creative ways to bring in revenue to support district initiatives.

Thank You!!

