



April 2025

To: Dr. Kathi Weight, Superintendent

From: Sarah Jahn

Subject: Financial Update for March 2025

Attached are the Budget Status Reports for all funds as of the end of March 2025, along with charts and data showing our monthly attendance, general fund balance, and general fund cash balance.

Enrollment for the year continues to be slightly above budget. Running Start enrollment is about five percent (5%) below expectation.

General Fund Balance as of the end of March was \$4,134,556 and about twenty two percent (22%) higher than projected. Expenses and Revenues were both slightly higher than budgeted.

Overall cash flow remains adequate as we head into tax collections in April.

# Steilacoom Historical School District No. 1

## Monthly Budget Report

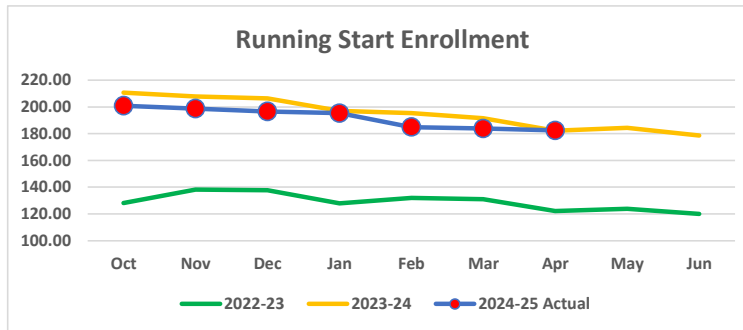
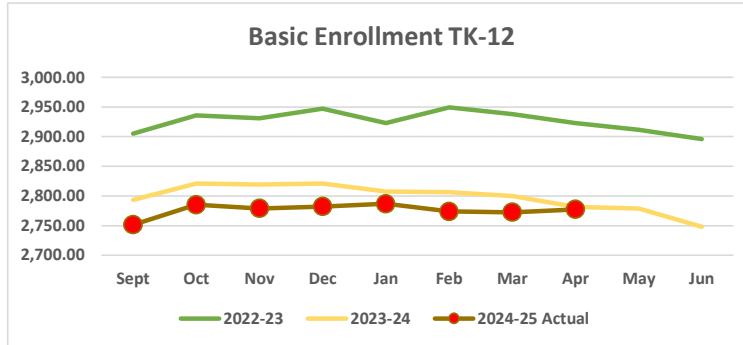
### 2024-25 Executive Summary

#### March 31, 2025

#### Enrollment

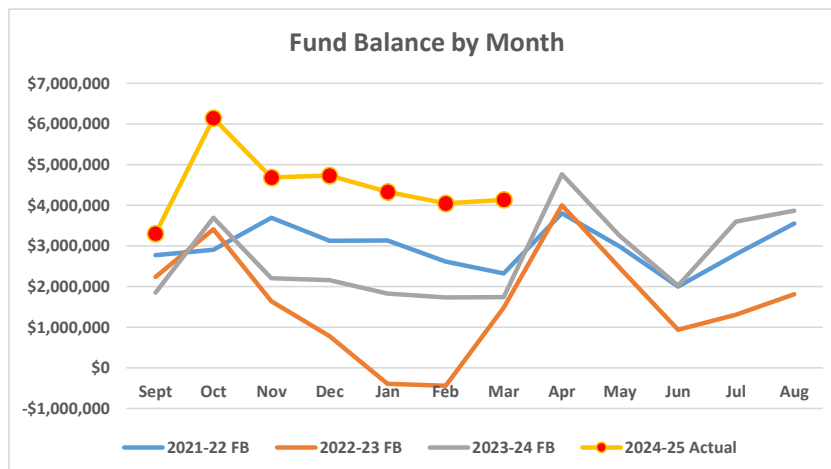
Current Month

Budgeted FTE (TK-12 w/RS)	2,960.00	
Actual Average Annual FTE	2,970.74	AVG TK: 30.07
FTE Over/Under Budget	10.74	



#### General Fund Balance

Actual as of Prior Month End	4,045,721	
Actual as of Current Month End	4,134,556	
Increase/Decrease in Fund Balance	88,836	
Fund Balance as a % of Budgeted Expenditures	8.10%	(min 6%)

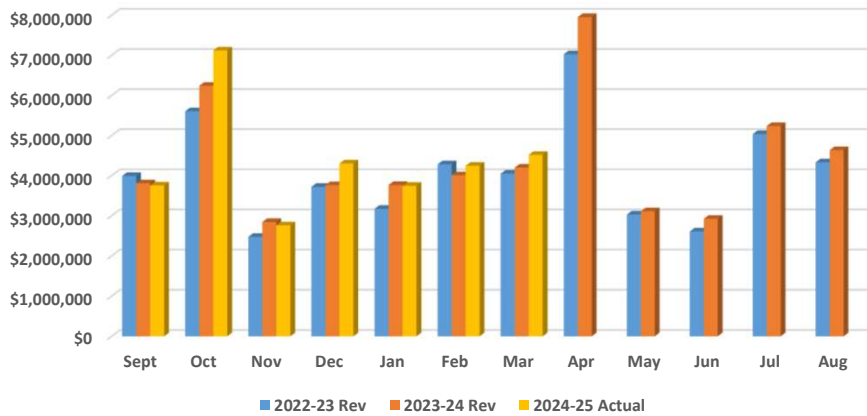


### General Fund Cash and Investment Balance

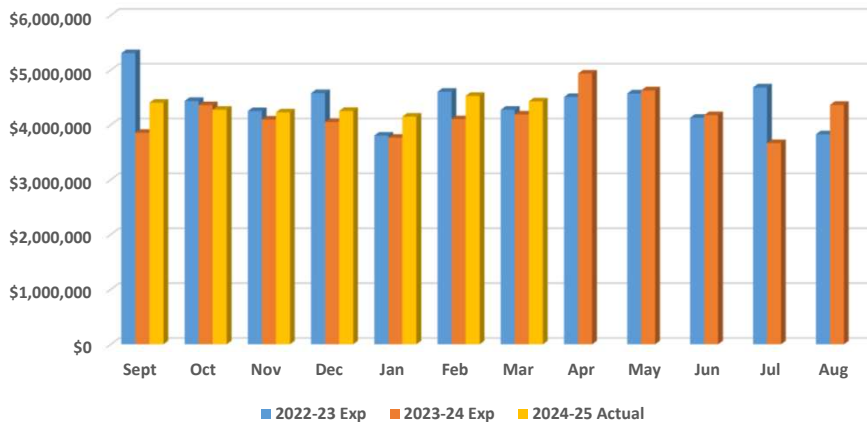
#### As of Month End

	2022-23	2023-24	2024-25	Change From Prior Year
Sept	\$2,127,134	\$1,739,546	\$ 3,307,574	\$1,568,028
Oct	3,382,880	3,636,745	6,175,554	2,538,809
Nov	1,628,957	2,386,579	4,701,642	2,315,063
Dec	751,911	2,138,377	4,730,755	2,592,378
Jan	370,061	1,795,477	4,217,709	2,422,232
Feb	(1,964)	1,724,610	3,808,198	2,083,588
Mar	785,205	1,736,940	4,159,670	2,422,730
Apr	3,972,916	4,743,507		
May	2,365,690	3,214,113		
Jun	852,646	1,991,064		
Jul	1,171,464	3,400,550		
Aug	\$1,691,540	\$3,805,218		

#### Monthly Revenue Compared to Prior Year



#### Monthly Expenses Compared to Prior Year



10--General Fund-- FUND BALANCE -- SPI ACCOUNTS -- Revised -- BUDGET-STATUS-REPORT  
Fiscal Year 2024 (September 1, 2024 - August 31, 2025)

For the STEILACOOM SCHOOL DISTRICT #1 School District for the Month of March, 2025

	ANNUAL	ACTUAL	ACTUAL			
A. REVENUES/OTHER FIN. SOURCES	BUDGET	FOR MONTH	FOR YEAR	ENCUMBRANCES	BALANCE	PERCENT
1000 LOCAL TAXES	9,744,704	491,980.03	4,907,341.50		4,837,362.50	50.36
2000 LOCAL SUPPORT NONTAX	895,000	115,334.94	674,769.18		220,230.82	75.39
3000 STATE, GENERAL PURPOSE	31,155,093	2,823,563.39	17,783,463.26		13,371,629.74	57.08
4000 STATE, SPECIAL PURPOSE	9,390,774	893,005.82	5,483,721.80		3,907,052.20	58.39
5000 FEDERAL, GENERAL PURPOSE	508,000	.00	233,524.00		274,476.00	45.97
6000 FEDERAL, SPECIAL PURPOSE	2,741,500	193,759.55	1,388,844.13		1,352,655.87	50.66
7000 REVENUES FR OTH SCH DIST	0	.00	.00		.00	0.00
8000 OTHER AGENCIES AND ASSOCIATES	0	.00	.00		.00	0.00
9000 OTHER FINANCING SOURCES	0	.00	.00		.00	0.00
<u>Total REVENUES/OTHER FIN. SOURCES</u>	54,435,071	4,517,643.73	30,471,663.87		23,963,407.13	55.98
<u>B. EXPENDITURES</u>						
00 Regular Instruction	29,287,387	2,420,589.23	16,152,889.37	10,230,849.01	2,903,648.62	90.09
10 Federal Stimulus	0	.00	.00	0.00	.00	0.00
20 Special Ed Instruction	7,676,402	622,907.12	4,383,398.20	3,148,160.94	144,842.86	98.11
30 Voc. Ed Instruction	2,642,820	182,547.52	1,362,682.44	863,183.62	416,953.94	84.22
40 Skills Center Instruction	0	.00	.00	0.00	.00	0.00
50+60 Compensatory Ed Instruct.	1,605,288	110,401.69	785,207.66	574,013.24	246,067.10	84.67
70 Other Instructional Pgms	902,849	22,093.63	346,302.61	100,133.84	456,412.55	49.45
80 Community Services	0	.00	.00	0.00	.00	0.00
90 Support Services	12,099,979	1,070,268.37	7,256,955.79	2,936,778.05	1,906,245.16	84.25
<u>Total EXPENDITURES</u>	54,214,725	4,428,807.56	30,287,436.07	17,853,118.70	6,074,170.23	88.80
C. <u>OTHER FIN. USES TRANS. OUT (GL 536)</u>	0	.00	.00			
D. <u>OTHER FINANCING USES (GL 535)</u>	0	.00	.00			
E. <u>EXCESS OF REVENUES/OTHER FIN.SOURCES</u>						
<u>OVER (UNDER) EXP/OTH FIN USES (A-B-C-D)</u>	220,346	88,836.17	184,227.80		36,118.20-	16.39-
F. <u>TOTAL BEGINNING FUND BALANCE</u>	1,800,000		3,950,328.86			
G. <u>GLS 896, 897, 898 ACCOUNTING</u>	XXXXXXXXX		.00			
<u>CHANGES AND ERROR CORRECTIONS (+OR-)</u>						
H. <u>TOTAL ENDING FUND BALANCE</u>	2,020,346		4,134,556.66			
<u>(E+F + OR - G)</u>						

I. ENDING FUND BALANCE ACCOUNTS:

G/L 810 Restricted For Other Items	0	.00
G/L 815 Restrict Unequalized Deduct Rev	0	.00
G/L 821 Restrictd for Carryover	0	320,732.93
G/L 823 Restricted for Carryover of Tra	0	.00
G/L 825 Restricted for Skills Center	0	.00
G/L 828 Restricted for C/O of FS Rev	0	77,028.32
G/L 830 Restricted for Debt Service	0	.00
G/L 835 Restrictd For Arbitrage Rebate	0	.00
G/L 840 Nonspnd FB - Invent/Prepd Itms	0	300,543.20
G/L 845 Restricted for Self-Insurance	0	.00
G/L 850 Restricted for Uninsured Risks	0	.00
G/L 870 Committed to Other Purposes	0	.00
G/L 872 Committed to Econmc Stabilizatn	0	.00
G/L 873 Committed to Depreciation Sub-F	0	.00
G/L 875 Assigned Contingencies	0	.00
G/L 884 Assigned to Other Cap Projects	0	.00
G/L 888 Assigned to Other Purposes	0	.00
G/L 890 Unassigned Fund Balance	2,020,346	415,044.69
G/L 891 Unassigned Min Fnd Bal Policy	0	3,021,207.52
<u>TOTAL</u>	2,020,346	4,134,556.66

20--CAPITAL PROJECT FUND-- FUND BALANCE -- SPI ACCOUNTS -- Revised -- BUDGET-STATUS-REPORT  
Fiscal Year 2024 (September 1, 2024 - August 31, 2025)

For the STEILACOOM SCHOOL DISTRICT #1 School District for the Month of March, 2025

	ANNUAL	ACTUAL	ACTUAL			
	BUDGET	FOR MONTH	FOR YEAR	ENCUMBRANCES	BALANCE	PERCENT
<b>A. REVENUES/OTHER FIN. SOURCES</b>						
1000 Local Taxes	5,999,999	302,842.87	3,053,100.04		2,946,898.96	50.89
2000 Local Support Nontax	170,000	123.37-	94,074.42		75,925.58	55.34
3000 State, General Purpose	0	.00	.00		.00	0.00
4000 State, Special Purpose	0	.00	.00		.00	0.00
5000 Federal, General Purpose	0	.00	.00		.00	0.00
6000 Federal, Special Purpose	0	.00	.00		.00	0.00
7000 Revenues Fr Oth Sch Dist	0	.00	.00		.00	0.00
8000 Other Agencies and Associates	0	.00	.00		.00	0.00
9000 Other Financing Sources	0	.00	.00		.00	0.00
<u>Total REVENUES/OTHER FIN. SOURCES</u>	6,169,999	302,719.50	3,147,174.46		3,022,824.54	51.01
<b>B. EXPENDITURES</b>						
10 Sites	800,000	.00	58,755.90	633,403.38	107,840.72	86.52
20 Buildings	1,900,000	.00	5,416.80	10,310.24	1,884,272.96	0.83
30 Equipment	200,000	4,184.90	290,174.30	1,753,235.84	1,843,410.14-	> 1000
40 Energy	0	.00	.00	0.00	.00	0.00
50 Sales & Lease Expenditure	0	.00	13,560.00	1,720.00	15,280.00-	0.00
60 Bond Issuance Expenditure	0	.00	.00	0.00	.00	0.00
90 Debt	0	.00	.00	0.00	.00	0.00
<u>Total EXPENDITURES</u>	2,900,000	4,184.90	367,907.00	2,398,669.46	133,423.54	95.40
<u>C. OTHER FIN. USES TRANS. OUT (GL 536)</u>	3,000,000	.00	2,000,000.00			
<u>D. OTHER FINANCING USES (GL 535)</u>	0	.00	.00			
<b>E. EXCESS OF REVENUES/OTHER FIN. SOURCES</b>						
<u>OVER(UNDER) EXP/OTH FIN USES (A-B-C-D)</u>	269,999	298,534.60	779,267.46		509,268.46	188.62
<u>F. TOTAL BEGINNING FUND BALANCE</u>	620,000		843,060.40			
<u>G. GLS 896, 897, 898 ACCOUNTING</u>	XXXXXXXXX		.00			
<u>CHANGES AND ERROR CORRECTIONS (+OR-)</u>						
<u>H. TOTAL ENDING FUND BALANCE</u>	889,999		1,622,327.86			
<u>(E+F + OR - G)</u>						

I. ENDING FUND BALANCE ACCOUNTS:

G/L 810 Restricted For Other Items	0	.00
G/L 825 Restricted for Skills Center	0	.00
G/L 830 Restricted for Debt Service	0	.00
G/L 835 Restricted For Arbitrage Rebate	0	.00
G/L 840 Nonspnd FB - Invent/Prepd Itms	0	84,434.40
G/L 850 Restricted for Uninsured Risks	0	.00
G/L 861 Restricted from Bond Proceeds	0	.00
G/L 862 Committed from Levy Proceeds	2,900,000-	397,657.76
G/L 863 Restricted from State Proceeds	0	.00
G/L 864 Restricted from Fed Proceeds	0	.00
G/L 865 Restricted from Other Proceeds	0	.00
G/L 866 Restricted from Impact Proceeds	270,000	52,582.01
G/L 867 Restricted from Mitigation Fees	0	.00
G/L 869 Restricted fr Undistr Proceeds	0	.00
G/L 870 Committed to Other Purposes	0	.00
G/L 889 Assigned to Fund Purposes	3,519,999	1,087,653.69
G/L 890 Unassigned Fund Balance	0	.00
<u>TOTAL</u>	889,999	1,622,327.86

30--DEBT SERVICE FUND-- FUND BALANCE -- SPI ACCOUNTS -- Revised -- BUDGET-STATUS-REPORT  
Fiscal Year 2024 (September 1, 2024 - August 31, 2025)

For the STEILACOOM SCHOOL DISTRICT #1 School District for the Month of March, 2025

	ANNUAL	ACTUAL	ACTUAL			
<u>A. REVENUES/OTHER FIN. SOURCES</u>	<u>BUDGET</u>	<u>FOR MONTH</u>	<u>FOR YEAR</u>	<u>ENCUMBRANCES</u>	<u>BALANCE</u>	<u>PERCENT</u>
1000 Local Taxes	0	64.03	15,118.62		15,118.62-	0.00
2000 Local Support Nontax	50,000	2,914.74	20,982.15		29,017.85	41.96
3000 State, General Purpose	0	.00	.00		.00	0.00
5000 Federal, General Purpose	0	.00	.00		.00	0.00
9000 Other Financing Sources	3,000,000	.00	2,000,000.00		1,000,000.00	66.67
<u>Total REVENUES/OTHER FIN. SOURCES</u>	<u>3,050,000</u>	<u>2,978.77</u>	<u>2,036,100.77</u>		<u>1,013,899.23</u>	<u>66.76</u>
<u>B. EXPENDITURES</u>						
Matured Bond Expenditures	3,500,000	.00	3,462,000.00	0.00	38,000.00	98.91
Interest On Bonds	250,000	.00	94,483.75	0.00	155,516.25	37.79
Interfund Loan Interest	0	.00	.00	0.00	.00	0.00
Bond Transfer Fees	0	.00	.00	0.00	.00	0.00
Arbitrage Rebate	0	.00	.00	0.00	.00	0.00
Underwriter's Fees	0	.00	.00	0.00	.00	0.00
<u>Total EXPENDITURES</u>	<u>3,750,000</u>	<u>.00</u>	<u>3,556,483.75</u>	<u>0.00</u>	<u>193,516.25</u>	<u>94.84</u>
<u>C. OTHER FIN. USES TRANS. OUT (GL 536)</u>	<u>0</u>	<u>.00</u>	<u>.00</u>			
<u>D. OTHER FINANCING USES (GL 535)</u>	<u>0</u>	<u>.00</u>	<u>.00</u>			
<u>E. EXCESS OF REVENUES/OTHER FIN.SOURCES</u>						
<u>OVER(UNDER) EXPENDITURES (A-B-C-D)</u>	<u>700,000-</u>	<u>2,978.77</u>	<u>1,520,382.98-</u>		<u>820,382.98-</u>	<u>117.20</u>
<u>F. TOTAL BEGINNING FUND BALANCE</u>	<u>2,500,000</u>		<u>2,411,647.09</u>			
<u>G. GLS 896, 897, 898 ACCOUNTING</u>	<u>XXXXXXXXX</u>		<u>.00</u>			
<u>CHANGES AND ERROR CORRECTIONS (+OR-)</u>						
<u>H. TOTAL ENDING FUND BALANCE</u>	<u>1,800,000</u>		<u>891,264.11</u>			
<u>(E+F + OR - G)</u>						
<u>I. ENDING FUND BALANCE ACCOUNTS:</u>						
G/L 810 Restricted for Other Items	0		.00			
G/L 830 Restricted for Debt Service	1,800,000		891,264.11			
G/L 835 Restrictd For Arbitrage Rebate	0		.00			
G/L 870 Committed to Other Purposes	0		.00			
G/L 889 Assigned to Fund Purposes	0		.00			
G/L 890 Unassigned Fund Balance	0		.00			
<u>TOTAL</u>	<u>1,800,000</u>		<u>891,264.11</u>			

40--ASB FUND-- FUND BALANCE -- SPI ACCOUNTS -- Revised -- BUDGET-STATUS-REPORT  
Fiscal Year 2024 (September 1, 2024 - August 31, 2025)

For the STEILACOOM SCHOOL DISTRICT #1 School District for the Month of March, 2025

	ANNUAL	ACTUAL	ACTUAL			
A. REVENUES	BUDGET	FOR MONTH	FOR YEAR	ENCUMBRANCES	BALANCE	PERCENT
1000 General Student Body	176,150	19,550.71	131,276.48		44,873.52	74.53
2000 Athletics	236,229	8,635.00	56,471.78		179,757.22	23.91
3000 Classes	62,272	2,338.00	15,283.00		46,989.00	24.54
4000 Clubs	607,089	23,258.39	142,719.82		464,369.18	23.51
6000 Private Moneys	5,700	45.00	1,445.32		4,254.68	25.36
<u>Total REVENUES</u>	<u>1,087,440</u>	<u>53,827.10</u>	<u>347,196.40</u>		<u>740,243.60</u>	<u>31.93</u>
<u>B. EXPENDITURES</u>						
1000 General Student Body	170,151	461.15	13,272.25	2,210.49	154,668.26	9.10
2000 Athletics	297,932	27,034.40	154,525.42	42,770.07	100,636.51	66.22
3000 Classes	77,303	3,461.04	14,549.29	25,305.41	37,448.30	51.56
4000 Clubs	608,522	1,354.85	109,412.91	36,928.61	462,180.48	24.05
6000 Private Moneys	7,000	.00	1,425.31	0.00	5,574.69	20.36
<u>Total EXPENDITURES</u>	<u>1,160,908</u>	<u>32,311.44</u>	<u>293,185.18</u>	<u>107,214.58</u>	<u>760,508.24</u>	<u>34.49</u>
<u>C. EXCESS OF REVENUES</u>						
<u>OVER (UNDER) EXPENDITURES (A-B)</u>	<u>73,468-</u>	<u>21,515.66</u>	<u>54,011.22</u>		<u>127,479.22</u>	<u>173.52-</u>
<u>D. TOTAL BEGINNING FUND BALANCE</u>	<u>300,000</u>		<u>337,187.10</u>			
<u>E. GLS 896, 897, 898 ACCOUNTING</u>	<u>XXXXXXXXXX</u>		<u>.00</u>			
<u>CHANGES AND ERROR CORRECTIONS (+OR-)</u>						
<u>F. TOTAL ENDING FUND BALANCE</u>	<u>226,532</u>		<u>391,198.32</u>			
<u>C+D + OR - E)</u>						
<u>G. ENDING FUND BALANCE ACCOUNTS:</u>						
G/L 810 Restricted for Other Items	0		.00			
G/L 819 Restricted for Fund Purposes	226,532		391,198.32			
G/L 840 Nonspnd FB - Invent/Prepd Itms	0		.00			
G/L 850 Restricted for Uninsured Risks	0		.00			
G/L 870 Committed to Other Purposes	0		.00			
G/L 889 Assigned to Fund Purposes	0		.00			
G/L 890 Unassigned Fund Balance	0		.00			
<u>TOTAL</u>	<u>226,532</u>		<u>391,198.32</u>			

90--TRANSPORTATION VEHICLE FUND-- FUND BALANCE -- SPI ACCOUNTS -- Revised -- BUDGET-STATUS-REPORT  
Fiscal Year 2024 (September 1, 2024 - August 31, 2025)

For the STEILACOOM SCHOOL DISTRICT #1 School District for the Month of March, 2025

	ANNUAL BUDGET	ACTUAL FOR MONTH	ACTUAL FOR YEAR	ENCUMBRANCES	BALANCE	PERCENT
<u>A. REVENUES/OTHER FIN. SOURCES</u>						
1000 Local Taxes	0	.00	.00		.00	0.00
2000 Local Nontax	6,000	513.86	3,698.81		2,301.19	61.65
3000 State, General Purpose	0	.00	.00		.00	0.00
4000 State, Special Purpose	0	.00	.00		.00	0.00
5000 Federal, General Purpose	0	.00	.00		.00	0.00
6000 Federal, Special Purpose	0	.00	.00		.00	0.00
8000 Other Agencies and Associates	0	.00	.00		.00	0.00
9000 Other Financing Sources	0	.00	.00		.00	0.00
<u>A. TOTAL REV/OTHER FIN.SRCS(LESS TRANS)</u>	<u>6,000</u>	<u>513.86</u>	<u>3,698.81</u>		<u>2,301.19</u>	<u>61.65</u>
<u>B. 9900 TRANSFERS IN FROM GF</u>	<u>0</u>	<u>.00</u>	<u>.00</u>		<u>.00</u>	<u>0.00</u>
<u>C. Total REV./OTHER FIN. SOURCES</u>	<u>6,000</u>	<u>513.86</u>	<u>3,698.81</u>		<u>2,301.19</u>	<u>61.65</u>
<u>D. EXPENDITURES</u>						
Type 30 Equipment	0	.00	.00	0.00	.00	0.00
Type 40 Energy	0	.00	.00	0.00	.00	0.00
Type 60 Bond Levy Issuance	0	.00	.00	0.00	.00	0.00
Type 90 Debt	0	.00	.00	0.00	.00	0.00
<u>Total EXPENDITURES</u>	<u>0</u>	<u>.00</u>	<u>.00</u>	<u>0.00</u>	<u>.00</u>	<u>0.00</u>
<u>E. OTHER FIN. USES TRANS. OUT (GL 536)</u>	<u>0</u>	<u>.00</u>	<u>.00</u>			
<u>F. OTHER FINANCING USES (GL 535)</u>	<u>0</u>	<u>.00</u>	<u>.00</u>			
<u>G. EXCESS OF REVENUES/OTHER FIN SOURCES OVER(UNDER) EXP/OTH FIN USES (C-D-E-F)</u>	<u>6,000</u>	<u>513.86</u>	<u>3,698.81</u>		<u>2,301.19-</u>	<u>38.35-</u>
<u>H. TOTAL BEGINNING FUND BALANCE</u>	<u>165,000</u>		<u>175,411.66</u>			
<u>I. GLS 896, 897, 898 ACCOUNTING CHANGES AND ERROR CORRECTIONS (+OR-)</u>	<u>XXXXXXXX</u>		<u>.00</u>			
<u>J. TOTAL ENDING FUND BALANCE (G+H + OR - I)</u>	<u>171,000</u>		<u>179,110.47</u>			

K. ENDING FUND BALANCE ACCOUNTS:

G/L 810 Restricted For Other Items	0	.00
G/L 819 Restricted for Fund Purposes	171,000	179,110.47
G/L 830 Restricted for Debt Service	0	.00
G/L 835 Restricted For Arbitrage Rebate	0	.00
G/L 850 Restricted for Uninsured Risks	0	.00
G/L 889 Assigned to Fund Purposes	0	.00
G/L 890 Unassigned Fund Balance	0	.00
<u>TOTAL</u>	171,000	179,110.47

\*\*\*\*\* End of report \*\*\*\*\*