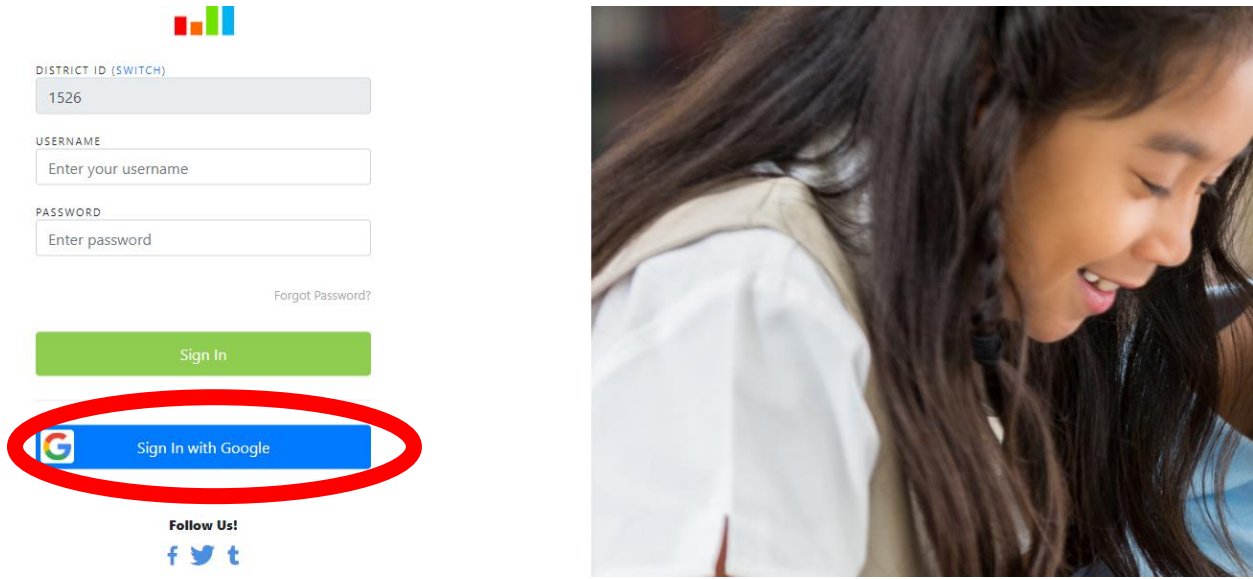


How to Attach an MTSS Problem Solving Team Referral Form to a Student in eduCLIMBER (Early Access View)

1. Login into eduClimber on the MyApps page of the District Website. Sign-in with Google



DISTRICT ID (SWITCH)
1526

USERNAME
Enter your username

PASSWORD
Enter password

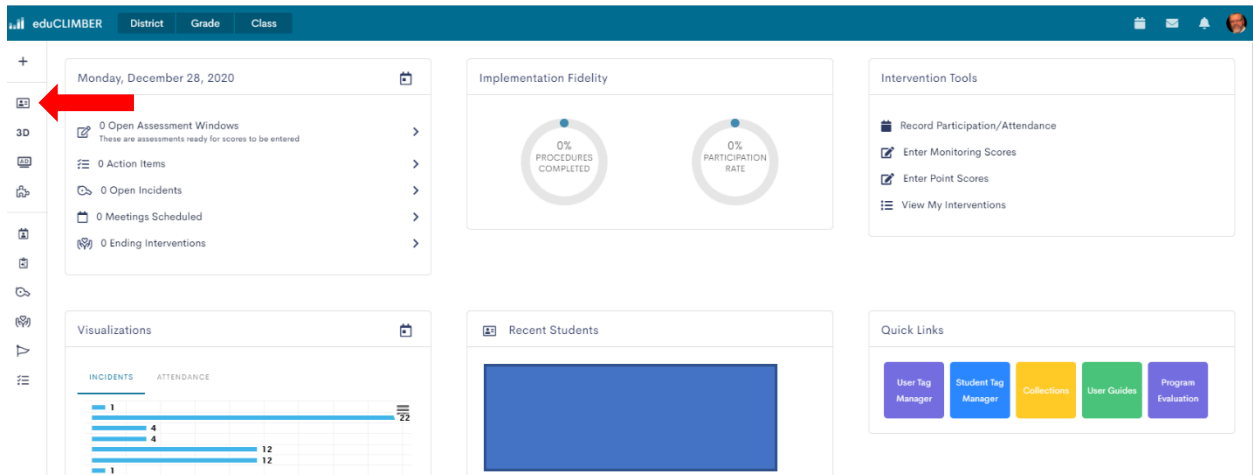
[Forgot Password?](#)

[Sign In](#)

[Sign In with Google](#)

Follow Us!
[f](#) [t](#) [t](#)

2. Click Student Profile Icon



eduCLIMBER District Grade Class

Monday, December 28, 2020

- 0 Open Assessment Windows
These are assessments ready for scores to be entered
- 0 Action Items
- 0 Open Incidents
- 0 Meetings Scheduled
- 0 Ending Interventions

Visualizations

INCIDENTS	ATTENDANCE
1	22
4	12
4	12
1	12

Implementation Fidelity

- 0% PROCEDURES COMPLETED
- 0% PARTICIPATION RATE

Intervention Tools

- Record Participation/Attendance
- Enter Monitoring Scores
- Enter Point Scores
- View My Interventions

Recent Students

Quick Links

- User Tag Manager
- Student Tag Manager
- Collections
- User Guides
- Program Evaluation

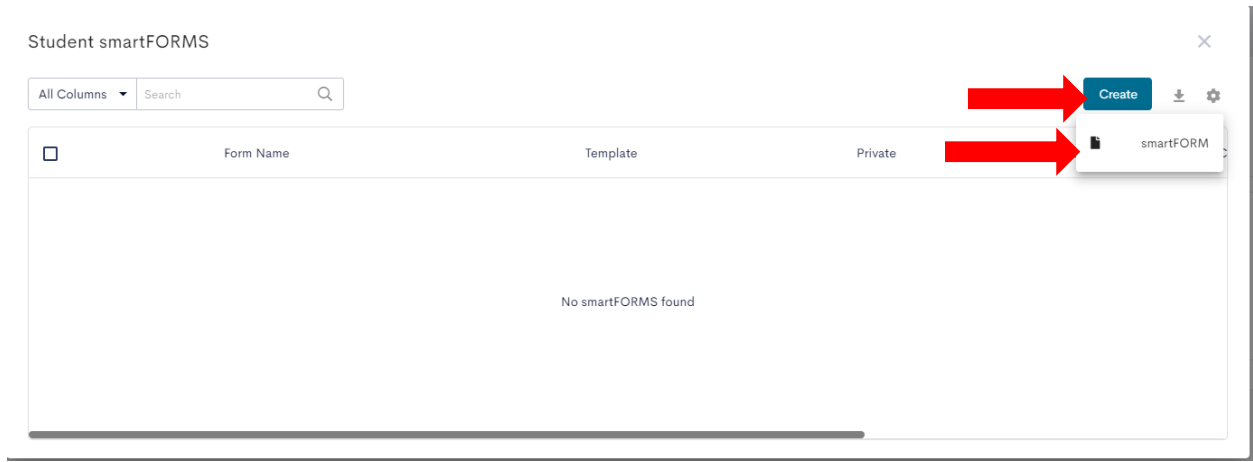
3. Search for the student associated with the Problem-Solving Meeting by typing their last name

The screenshot shows the 'Find Students' search page in the eduCLIMBER application. At the top, there are tabs for 'District', 'Grade', and 'Class'. Below these, a search bar is prominently displayed and circled in red, containing the placeholder text 'Search for students'. To the right of the search bar, the school year '2020-2021' is selected. Below the search bar, there are four buttons: 'Course (0)', 'Interventions (0)', 'Students I Monitor (0)', and 'Assigned Students (0)'. A vertical sidebar on the left contains various navigation icons.

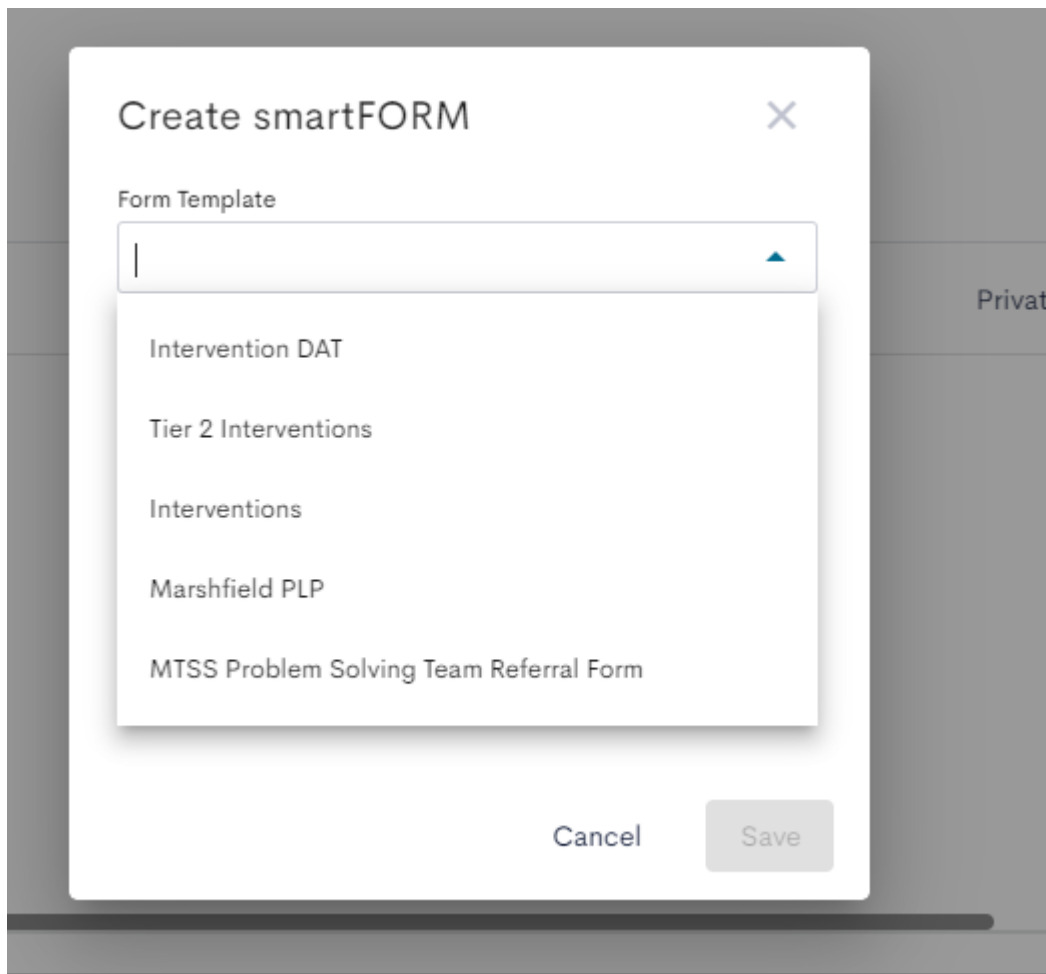
4. Once that Student's Information comes up, Click on Forms

The screenshot displays the 'Student Information' page in eduCLIMBER. The top navigation bar includes 'District', 'Grade', and 'Class' tabs. On the left, a sidebar shows 'Student Data', 'Attachments 0', and 'Assigned Staff 0'. The main content area features a top row of summary cards: '86.11 Full Day...', '0 Forms' (circled in red), '0 Comments', '0 Tags', '0 Thresholds', and '0 Observations'. Below these cards, the 'Latest Assessment Scores' section is visible, with tabs for 'All', 'Literacy', and 'Math'. The 'Literacy' tab is active, showing scores for various assessments: PALS 1-3 Entry Level Summed Score (Fall: 75,000), Oral Reading Fluency (Fall: 26,000), Word Reading Fluency (Fall: 25,000), Phoneme Segmentation (Fall: 46,000), Early Literacy (Fall: 26,000), Auditory Vocabulary (Fall: 25,000), and Letter Word Sounds Fluency (Fall: 37,000). The 'Math' section shows scores for Concepts & Applications (Fall: 17,000), Early Numeracy (Fall: 52,000), Math Facts Fluency-1 Digit (Fall: 13,000), and Number Comparison Fluency-Pairs (Fall: 22,000).

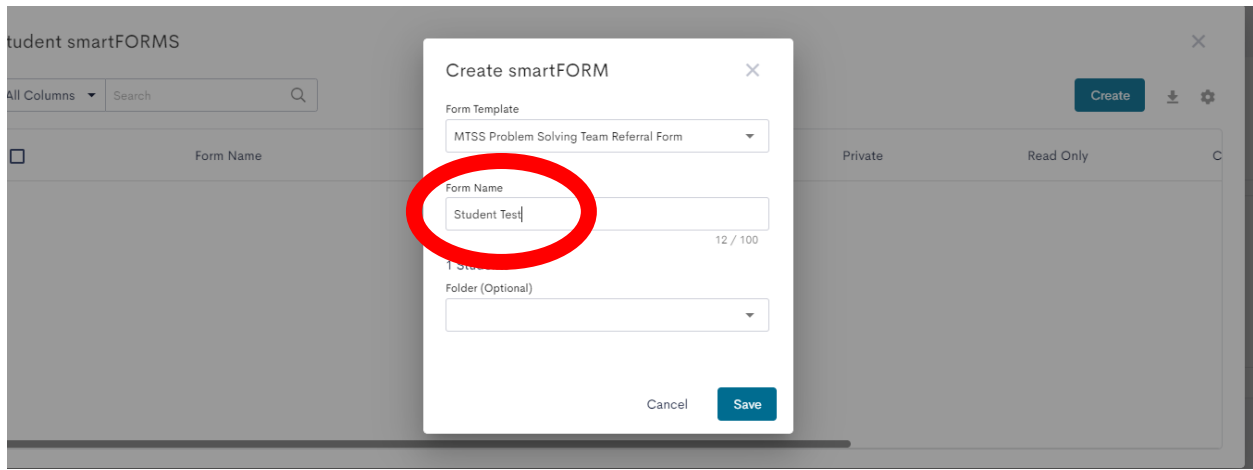
5. Click on Create then Click on smartForm



6. In form template, Click on MTSS Problem Solving Team Referral Form

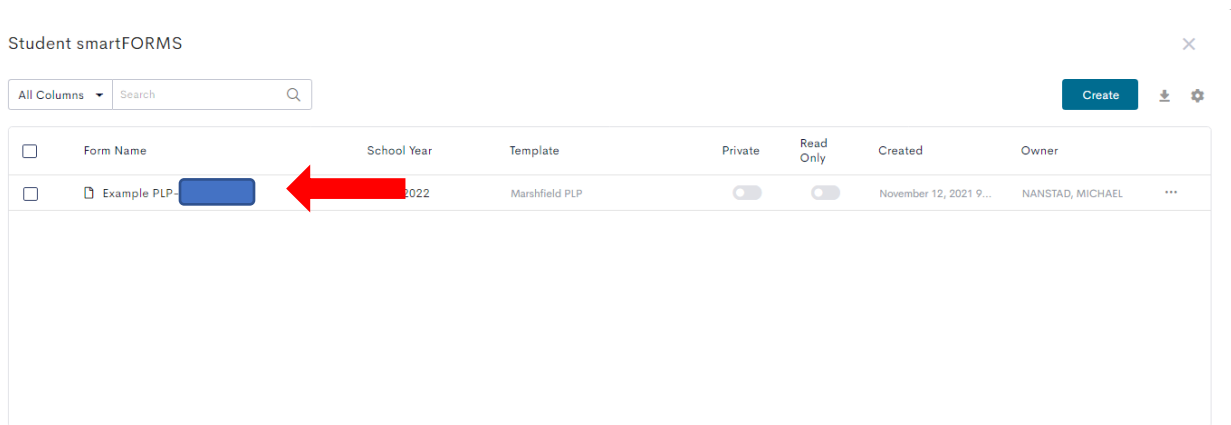


7. Give the Form a Name... I suggest student last name and Problem- Solving Referral Form



The screenshot shows a 'Create smartFORM' dialog box. The 'Form Template' dropdown is set to 'MTSS Problem Solving Team Referral Form'. The 'Form Name' field is highlighted with a red circle and contains the text 'Student Test'. The 'Folder (Optional)' dropdown is empty. The 'Save' button is visible at the bottom right of the dialog box.

8. Double click on the form name



The screenshot shows a table titled 'Student smartFORMS'. The table has columns: Form Name, School Year, Template, Private, Read Only, Created, and Owner. A red arrow points to the 'Form Name' column header.

	Form Name	School Year	Template	Private	Read Only	Created	Owner
<input type="checkbox"/>	Example PLP- [blue box]	2022	Marshfield PLP	<input type="checkbox"/>	<input type="checkbox"/>	November 12, 2021 9...	NANSTAD, MICHAEL

9. Begin populating the form. Information saves automatically.

Set Status

Student

Berres, Jack

Date Field

School

Grade

Meeting Participants

Area of Concern

☐ Reading

☐ Math

☐ Behavior

☐ Gifted/Talented

☐ EL

Other

Reading Scores

PALS - PALS K Summed Score

100

90

80

Form Information

Field Activity Comments Subscribers