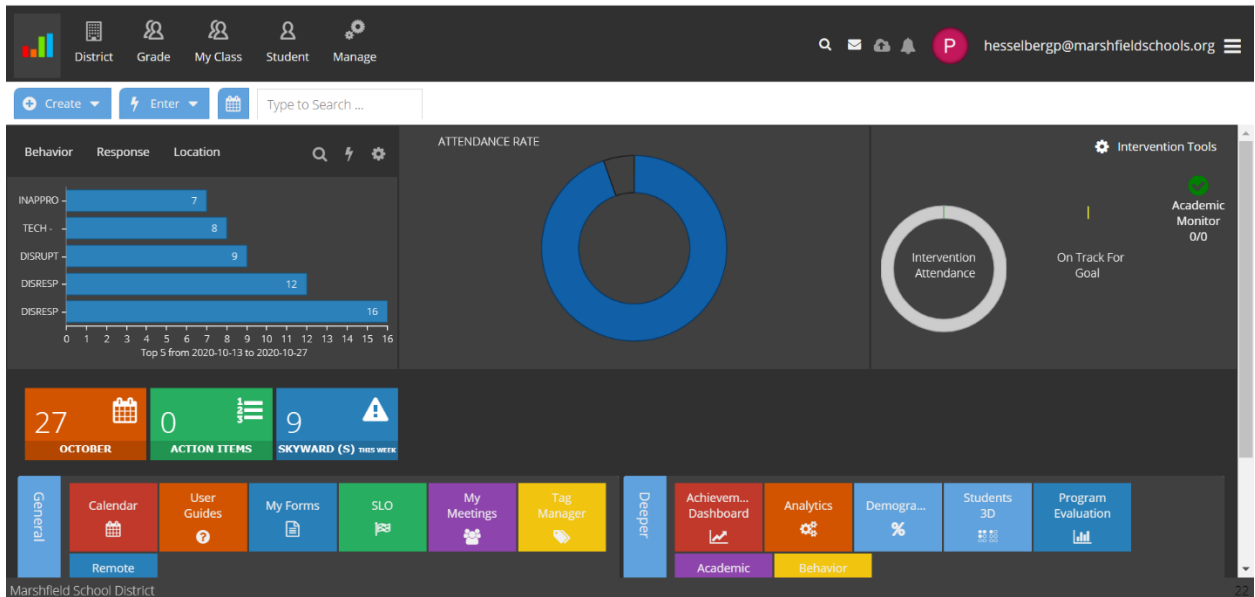
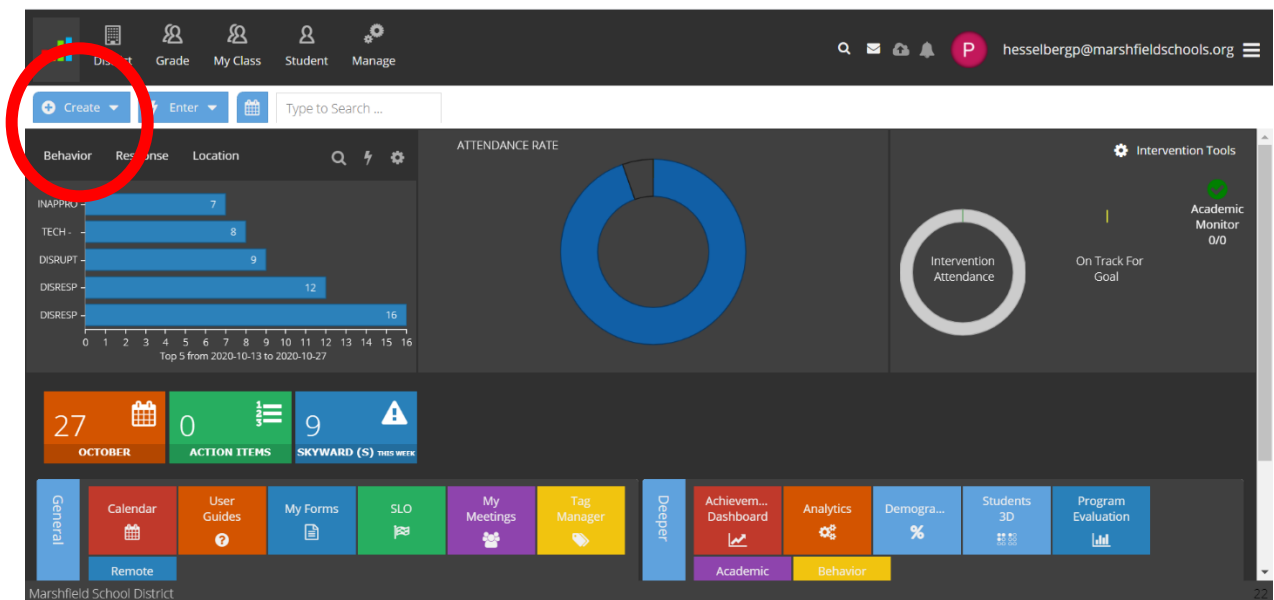


# How to Create Students for CICO in EduClimber

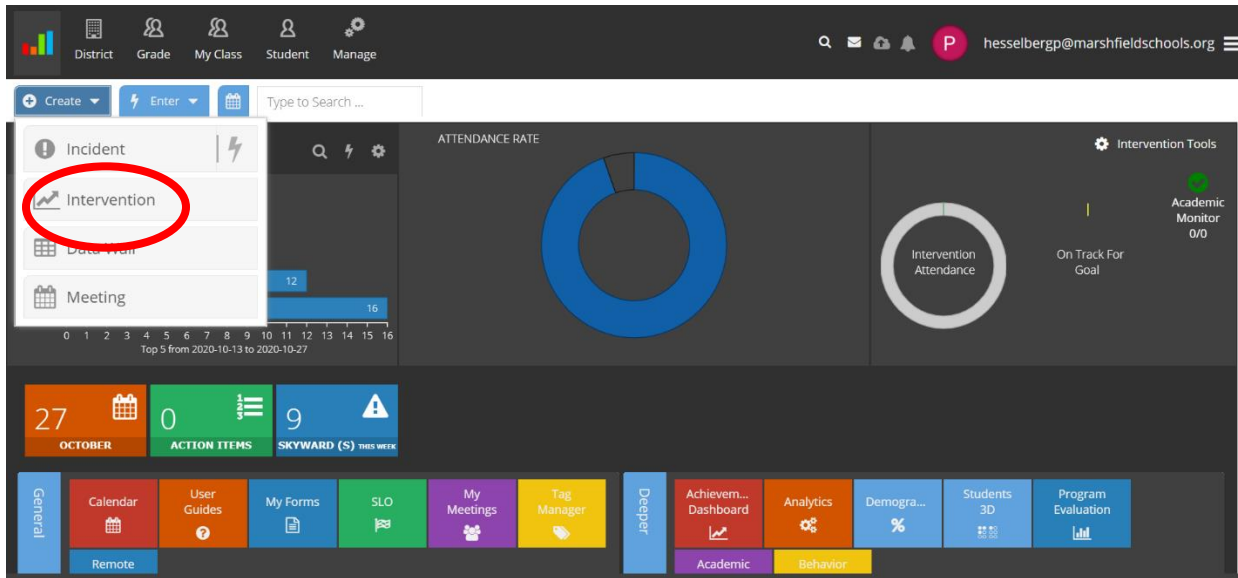
## 1. Log into Educlimber-Home Screen



## 2. Click on the CREATE tab in the top left-hand corner.



## 3. Click the dropdown menu and find the INTERVENTION tab



4. Click on the Behavior Intervention tab
5. Type in the student's name, starting with the last name.
6. Click on the student's name when it pops up in the dropdown menu.
7. Click "ADD"
8. You can add more than one student at this time, if you want.
9. At the Behavior Intervention Tab, click the "NEXT" button in the lower right-hand side.



10. Fill in the "INTERVENTION DETAILS" Section

Behavior Intervention

Save

Intervention Details

Specify the intervention name. Then name will display on the intervention card:

Test, Student-CICO

Specify the level (tier) of this intervention:

Tier 2

Select the strategy for this intervention:

Elementary CICO

Select the Interventionist:

HESSELBERG, PAIGE

Last name, First-CICO

Select "TIER 2"

Select "ELEMENTARY CICO"

Input the name of the CICO Person

11. Scroll down to the "INTERVENTION SCHEDULE" Section. Add dates.
12. Click the "NEXT" button.

Intervention Schedule

Select the intervention start date:

2020-10-27

Select the intervention end date:

2021-07-01

Select the days of the week that data will be collected:

☒ Mon ☒ Tues ☒ Wed ☒ Thu ☒ Fri

Step 2 of 3

Prev Next

13. Click the "SAVE" button in the top left-hand corner.

Behavior Intervention

Save

Select the expectations and expectations that you would like to appear on this intervention.

Expectation	Min Score	Max Score	Period
<input checked="" type="checkbox"/> Responsible	1	10	<input checked="" type="checkbox"/> Check in
<input checked="" type="checkbox"/> Safe	1	10	<input checked="" type="checkbox"/> 8:00-9:00
<input checked="" type="checkbox"/> Respectful	1	10	<input checked="" type="checkbox"/> 9:00-10:00
			<input checked="" type="checkbox"/> 10:00-11:00
			<input checked="" type="checkbox"/> 11:00-12:00
			<input checked="" type="checkbox"/> 12:00-1:00

Point Sheet Preview (drag and drop to reorder)

Check in	8:00-9:00	9:00-10:00	10:00-11:00	11:00-12:00	12:00-1:00	1:00-2:00	2:00-2:45
Responsible	No Score	Min Score	Max Score				

Step 3 of 3

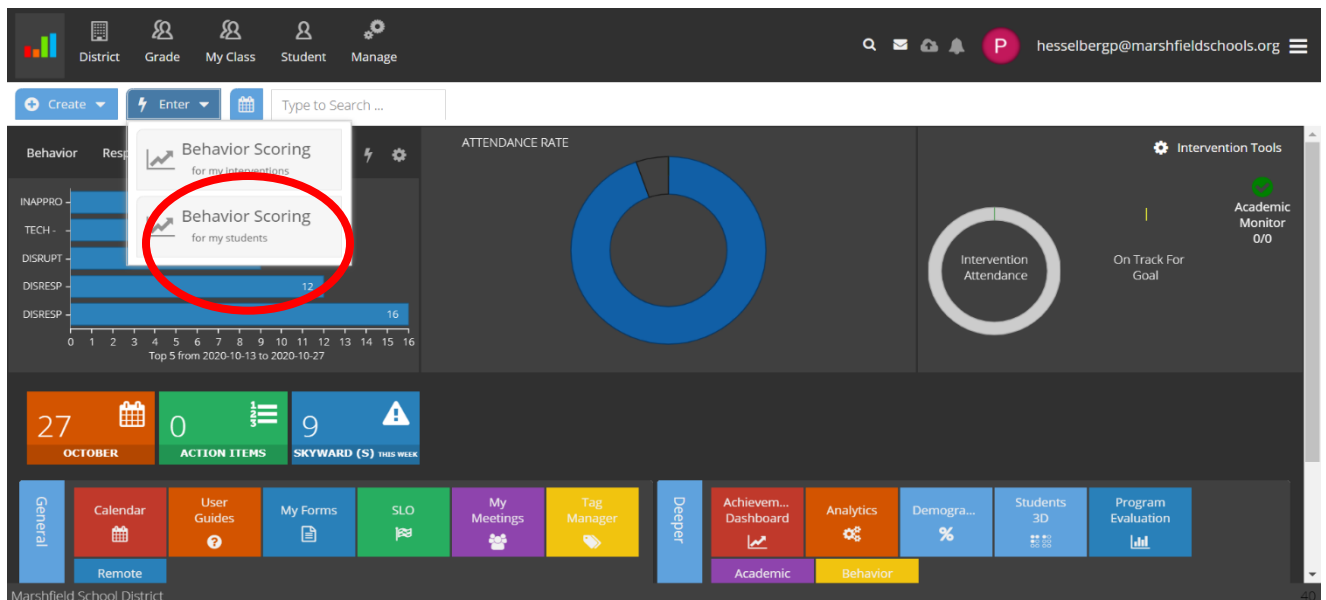
Prev Next

## How to Enter CICO Data

1. Click on the “ENTER” tab in the top left-hand corner.



2. In the drop down menu, click on “BEHAVIOR SCORING FOR MY STUDENTS”



3. Click on the student’s name next to the conversation bubbles. The data spreadsheet should then open on the right-hand side.

Behavior Interventions

2020-10-27

students

Student	4Wk %	Check in	8:00-9:00	9:00-10:00	10:00-11:00	11:00-12:00	12:00-1:00	1:00-2:00	2:00-2:45
[Redacted]		Present	Present	Present	Present	Present	Present	Present	Present
[Redacted]									
CICO	50%								
[Redacted]									
[Redacted]									

Expectation	Check in	8:00-9:00	9:00-10:00	10:00-11:00	11:00-12:00	12:00-1:00	1:00-2:00	2:00-2:45
Responsible	Present	1 to 10	1 to 10	1 to 10	1 to 10	1 to 10	1 to 10	1 to 10
Safe	Present	1 to 10	1 to 10	1 to 10	1 to 10	1 to 10	1 to 10	1 to 10
Respectful	Present	1 to 10	1 to 10	1 to 10	1 to 10	1 to 10	1 to 10	1 to 10

\* = Score not included in goal calculation

4. Enter in the data by clicking in the designated area. Type in the designated score of “1, 5, 10”. Once finished, click “SAVE”.

Behavior Interventions

2020-10-27

students

Student	4Wk %	Check in	8:00-9:00	9:00-10:00	10:00-11:00	11:00-12:00	12:00-1:00	1:00-2:00	2:00-2:45
[Redacted]		Present	Present	Present	Present	Present	Present	Present	Present
[Redacted]									
CICO	50%								
[Redacted]									
[Redacted]									

Expectation	Check in	8:00-9:00	9:00-10:00	10:00-11:00	11:00-12:00	12:00-1:00	1:00-2:00	2:00-2:45
Responsible		1 to 10	1 to 10	1 to 10	1 to 10	1 to 10	1 to 10	1 to 10
Safe	Present	1 to 10	1 to 10	1 to 10	1 to 10	1 to 10	1 to 10	1 to 10
Respectful	Present	1 to 10	1 to 10	1 to 10	1 to 10	1 to 10	1 to 10	1 to 10

\* = Score not included in goal calculation

5. You can add multiple scores using the “QUICK SCORE” option.

Behavior Interventions

2020-10-27

students

Student	4Wk %
[redacted]	
[redacted]	
CICO	
[redacted]	50%
[redacted]	
[redacted]	

10/27/2020

Date Tools

	Check In	8:00-9:00	9:00-10:00	10:00-11:00	11:00-12:00	12:00-1:00	1:00-2:00	2:00-2:45
Expectation	Present	Present	Present	Present	Present	Present	Present	Present
Responsible		1 to 10	1 to 10	1 to 10	1 to 10	1 to 10	1 to 10	1 to 10
Safe	1 to 10	1 to 10	1 to 10	1 to 10	1 to 10	1 to 10	1 to 10	1 to 10
Respectful	1 to 10	1 to 10	1 to 10	1 to 10	1 to 10	1 to 10	1 to 10	1 to 10

\* = Score not included in goal calculation