

Good Evening Parents
Today is Tuesday, April 15th



**New Jersey
Student Learning
Assessment**



Preparing for NJSLA



FOLLOW ME !!



**To get the
principal's Point of
view follow:**


@PRINCIPAL_SILVESTRE



MPTCS.Org

STEAM Academy Vice Principals





Roxanny B. - 8
President



Nii Odoii O. - 8
Vice President




Tiana H. - 8
Secretary




Diego C. - 7
Treasurer




Zyhir H. - 3A




William B. - 3B



Folarin O. - 4A



Abubakr A. - 4B



Fola O. - 5A



Alaysha B. - 5B



Caleb V. - 6



Kevin N. - 6



Morgan D. - 7




Autumn B. - 7

Chit-Chat Schedule & Time

September	9/10	@9:15 am
October	10/8	@6:00 pm
November	11/12	@9:15 am
December	12/10	@6:00 pm
January	01/14	@10:00 am
February	02/11	@6:00 pm
March	03/11	@9:15 am
April	04/08	@6:00 pm

*** May is NJSLA Testing, Chit-Chat will be in the morning, date TBD



Our Mission: *The Mission of Marion P. Thomas Charter School is to build culturally rich, transformative educational spaces that cultivate successful, lifelong innovators who use their passions, character, and intellect to better themselves, the greater Newark community, and the world beyond.*

The MPTCS Crest speaks to four core values that are designed to guide our young people and govern our work.



- ***The Sankofa Bird*** is a West African adinkra symbol which means to “go back and get it.” We want our scholars to use knowledge from the past to inform, inspire, build a successful future, and give back to the community.
- ***The Tree of Knowledge*** symbolizes lifelong learning that is rooted in rich culture and well-rounded experiences.
- ***The Torch*** represents the igniting of fire, passion, and leadership in our scholars. We want them to be trailblazers and light their own paths.
- ***The Tiger*** encased in the heart signifies the balancing of strength, boldness, resilience, and prowess with compassion and strong character. We want our scholars to be good people who are courageous and self-aware.

Scholar Pledge

I Pledge:

1. To be present, both physically and mentally, to absorb and internalize the information given.
2. To try my best in all that I do. Making mature and wise decisions, and holding myself accountable for my actions.
3. To do my very best to show respect, get along with my fellow scholars and staff, and help make our STEAM Academy a peaceful and productive place for everyone.
4. To recognize Everyone is important and has their own special way of seeing and doing things. When we share our ideas, we help each other learn and grow.
5. Not to fear mistakes, but reflect, learn from them, and continue to push forward.
6. To always represent myself, the school, my family and the community by being a respectful ambassador for the city of Newark.

Teaching Beyond the Classroom

Pillars for Success

I am:

Respectful

Responsible

Reliable

Resilient

Resourceful

School Mantra

“All of us are better than any one of us, as long as each of us, gives the best in us”

STEAM Education



STEAM Education

S - Science
T - Technology
E - Engineering
A - Arts
M - Mathematics

STEAM Approach

- Observation
- Creativity
- Innovation
- Planning
- Revision
- Collaboration
- Presentation

What Should Our STEAM Academy Scholars Look Like?



marion p thomas
★
CHARTER SCHOOL



Grades

Navy blue polo with MPTCS logo
Navy blue pants, skorts, or shorts
Navy blue cardigan with MPTCS logo

Grades 6-8

Light blue oxford shirt with MPTCS logo
Navy Blue uniform pants, skorts, or shorts
Navy blue ascot or tie

ALL STUDENTS MUST WEAR BLACK SHOES OR SNEAKERS.

Kids Paradise

1016 Springfield Ave
Irvington NJ 07111
973-374-4700

Today Kids

1049 Springfield Ave
Irvington NJ 07111
973-374-3070

Flynn O'Hara

196-198 Ferry Street
Newark, NJ 07105
862-231-2149





The uniform store carries both fleece and sweaters, which are part of the official STEAM Academy Uniform. These options offer warmth and comfort, making them great additions for the cooler months ahead.

Effective **January 6th**, students will no longer be permitted to wear hoodies during recess. We kindly ask families to prepare alternative outerwear, such as jackets, or other approved attire, that adheres to our school's dress code and provides appropriate warmth for outdoor activities.

Staff & Student Safety

Staff and Student safety is our top priority. Whenever we have a safety concern, our expectation is for everyone to comply.

If you see something, say something.

Call the main office (973) 621 - 0060 ext.
2212

March Calendar - Key Information

April 16: Autism Awareness Art Gallery - STEAM Academy's Gym starting at 5:00 pm

April 16: Dress-Up Day - Wacky/Crazy Accessories day

April 17: Parent Teacher Conferences - 1:30 to 4:00, 5:00 to 7:00 pm (schedule your meeting times with your teachers)

April 17: Dress-Up Day - Superhero Day

April 18 to April 27: School Closed - Spring Break

April 28: First day back from Spring Break. MPTCS Board Meeting, starting at 5:00 pm

April 30: First Day of NJSLA. Science Assessment for 5th and 8th graders

End of the Year Events

Sneaker Ball (5th to 7th)

May 29th, 5:00 pm

8th Grade Social

June 4th, 5:00 pm

PreK Ball (Dance)

June 5th, 4:30 pm

Fun Day

June 10, 9:00 am

5th Grade Banquet

June 11th, 5:30 - 7:00 pm

Prek Moving Up Ceremony

June 12th, 9:00 am

K Moving Up Ceremony

June 12th, 11:00 am

8th Moving Up Ceremony

June 13th, 9:00 am



[Math Released Items](#)

[ELA Released Items](#)

[Computer Based Practice Tests](#)

You can also use Youtube for additional support - Search NJSLA practice problems



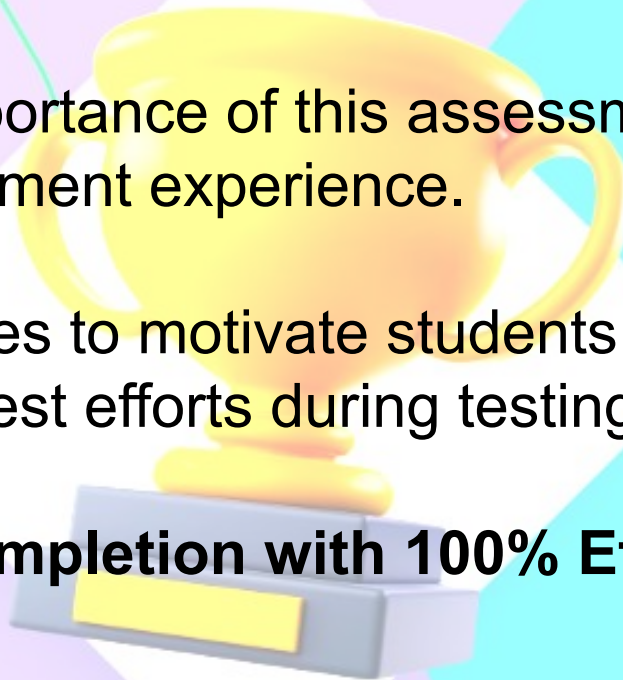
NJSLA Pep Rally

We will hold a Pep-Rally on April 29th.

We will review the importance of this assessment and incentivize the assessment experience.

We will also have prizes to motivate students and ensure they are giving their best efforts during testing.

Our goal is 100% Completion with 100% Effort.



Student Chromebook

- All Chromebooks and Chargers must be returned to the HR teacher
 - Chromebooks will stay in school for the remainder of the school year
- All Broken Chromebooks must be returned to the HR teacher to start the repair process
- Chromebooks not submitted will be assumed loss and must be replaced:
 - The cost of a Chromebook is \$300
 - The cost of a charger is \$15

Student's records will be held until all past dues are paid

Supporting Scholars with Test Anxiety

- **Ease pressure**-Try not to put too much pressure on your child. Reinforce that as long as they worked hard during the year and did their absolute best you will be proud of them.
- **Visualize success**- Encourage them to rehearse what it will feel like to get a good score on the test.
- **Focus on breathing**-Stress is often caused by insufficient oxygen to the brain. Work with your child to take time before the day of testing to take a number of deep, cleansing breaths, exhaling slowly. Focusing on breathing by taking some time when stress levels rise helps to focus the mind during testing.
- **Positive attitude/language**- Use a positive language and attitude in general around your child and emphasize their ability to demonstrate what they have learned rather than the consequences of not doing well.

NJSLA Science Unit Test Times - 4/30 & 5/1

Science	Unit 1	Unit 2	Unit 3	Unit 4	Total Test Time
Grade 5	45 min.	45 min.	45 min.	45 min.	3 hours
Grade 8	45 min.	45 min.	45 min.	45 min.	3 hours

NJSLA ELA Unit Test Times - 5/6 & 5/7

ELA	Unit 1	Unit 2	Total Test Time
Grade 3	75 min.	75 min.	2 hours 30 minutes
Grades 4-8	90 min.	90 min.	3 hours

NJSLA Mathematics Unit Test Times 5/13 to 5/15

Mathematics	Unit 1	Unit 2	Unit 3	Total Test Time
Grades 3–8	60 min.	60 min.	60 min.	3 hours

STEAM Academy

DATA

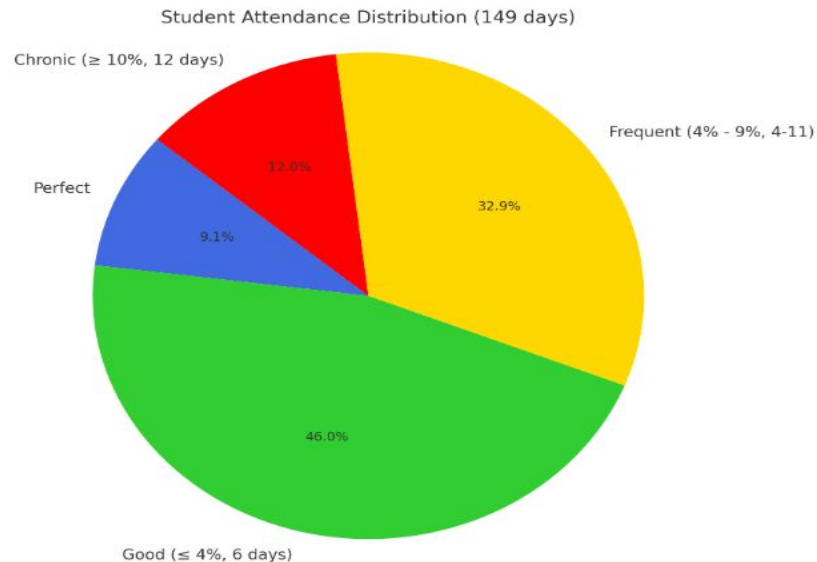
A central graphic featuring the word "DATA" in large, bold, black capital letters. The word is superimposed on a large, light gray circular background that resembles a clock face or a data wheel. Surrounding this central element is a dense collage of various icons and symbols. These include: a globe in the top left; a circuit board with pins in the upper left; a gear and a power button icon on the left; a line graph with a green peak in the middle left; a bar chart with blue and green bars in the lower left; a pie chart and a double-headed arrow at the bottom left; a smartphone in the bottom center; a clock and a digital display showing "01:10:11" at the bottom; a magnifying glass over a document with labels "XX01", "XX02", and "XX03" in the bottom right; a computer monitor with a green line graph in the upper right; a bar chart and a circular icon in the middle right; and a network diagram with blue and green nodes in the top right. The overall theme is data science and technology.

Attendance Data - As of 4/15/25

School Goals:

- **97% Average Daily Attendance**
- **≤15% Chronic Absenteeism Rate**

Attendance (149 days)		
	Students	Percent
Perfect	40	9.1%
Good (≤ 4%, 6 days)	203	46%
Frequent (4% - 9%, 7-15)	145	32.9%
Chronic (≥ 10%, 15 days)	53	12%



Chronic Absenteeism

Chronic absenteeism is when a student misses **10% or more** of the school year. As of 4/15, we have accumulated a total of **149 days of school**, chronic absenteeism applies to students who have missed **15 or more days**. For the entire school year, chronic absenteeism applies to students that miss **18 or more** days of school.

Chronic absenteeism is a key indicator of academic risk, as it can lead to lower achievement, disengagement, and increased dropout rates. It can also lead to retention and put your scholar in jeopardy of not returning to STEAM Academy next school year.

# of students Chronic for the year ≥ 18	# of students in jeopardy to end up Chronic $10 \leq \text{Days} < 18$
33 Students	102 Students

Our goal for the year is $\leq 15\%$, which equal to ≤ 66 students.

Attendance Data

March avg	February avg	January avg	December avg	November avg	October avg	September avg
94.38%	92.93%	93.28%	93.48%	90.43%	95.85%	95.61%
M ▾	M ▾	M ▾	M ▾	M ▾	M ▾	M ▾
92.41%	91.95%	93.34%	93.27%	90.46%	95.90%	95.32%
T ▾	T ▾	T ▾	T ▾	T ▾	T ▾	T ▾
95.90%	96.17%	93.94%	95.90%	93.09%	97.06%	96.77%
W ▾	W ▾	W ▾	W ▾	W ▾	W ▾	W ▾
96.18%	94.73%	94.40%	95.16%	89.79%	96.66%	96.82%
Th ▾	Th ▾	Th ▾	Th ▾	Th ▾	Th ▾	Th ▾
96.17%	89.44%	94.45%	94.80%	91.99%	95.83%	95.65%
F ▾	F ▾	F ▾	F ▾	F ▾	F ▾	F ▾
91.22%	92.11%	92.01%	88.26%	86.67%	93.30%	93.08%



We are currently administering the End of the Year iReady assessment.

- **This data will be included in the Q3 Academic Progress report.**

Parent/Teacher Conference

You will receive the following documentation:

1. Report Card
 - a. Q1 to Q3 grades
2. Academic Progress Report
 - a. Attendance
 - b. Tardies
 - c. LinkIt Scores for Form A to Form C
 - d. iReady Scores for Form A to Form C
 - e. Possibility of retention based on Chronic Absenteeism
 - f. Possibility of retention based on Core Classes Average
 - g. Mandatory summer school





QUESTIONS?

COMMENTS?

CONCERNS?