

**ROSLYN UNION FREE SCHOOL DISTRICT
Meeting of the Board of Education**

Thursday, September 8, 2016

8:15 P.M.

Roslyn High School – Board Room

7:00 p.m. - Executive Session

8:15 p.m. - Board of Education Meeting

Preliminary Announcements
Emergency Procedures
Cell Phones

Pledge of Allegiance

Recognition: Welcome and Introduction of New Staff for 2016-2017

Recommendation to accept the Quarterly Claims Audit Report for April, May and June 2016

Recommendation to accept the May 2016 (**Attachment T1**) and June 2016 (**Attachment T2**) Treasurer's Report(s)

Recommendation to accept the minutes from the following meeting(s):
August 23, 2016

Board President's Comments

Superintendent's Comments

Student Delegate's Comments

PUBLIC COMMENT #1 Limited to Agenda Items ONLY

(Will be limited to ½ hour, no more than 2 minutes per speaker).

Though not required by law, the Roslyn Board of Education invites public comment during its meetings. Citizens will be recognized by the presiding officer. Please state your name and address before speaking and direct all comments to the Board. This is not a time for citizen to citizen exchanges. We ask that comments not include the names of students or staff members, and comments are not permitted with respect to confidential matters. Please also be reminded that Board meetings are designed by law to facilitate the school district's business and provide for public Board deliberations. Thank you

ACTION ITEMS

Action may be taken for each individual resolution or by the titled subgroups. Bracketed information following resolutions is not part of the Board's official action and does not become part of the official record.

PERSONNEL:

ALL PERSONNEL APPOINTMENTS LISTED ARE FUNDED IN THE CURRENT BUDGET UNLESS OTHERWISE NOTED

- P.1.** It is the recommendation of the Superintendent of Schools that the following resolution be adopted:
RESOLVED, that the Roslyn Board of Education approves the appointments, resignations, terminations, elimination of positions, transfers, and leaves of absence as detailed in the Personnel Action Reports attached as **(Attachment P.1 Professional)**
- P.2.** It is the recommendation of the Superintendent of Schools that the following resolution be adopted:
RESOLVED, that the Roslyn Board of Education approves the appointments, resignations, terminations, elimination of positions, transfers, and leaves of absence as detailed in the Personnel Action Reports attached as **(Attachment P.2 Classified)**
- P.3** Recommendation to approve the Adult Education Instructor Salaries attached as **(Attachment P.3)**.

BUSINESS/FINANCE:

ALL ITEMS ON THE BUSINESS/FINANCE PORTION OF THE AGENDA ARE WITHIN THE BUDGET UNLESS OTHERWISE SPECIFIED

- B.1.** Recommendation to approve the following contracts and to authorize the Board of Education President to execute (those contracts marked with an asterisk have been prepared pursuant to a previous award of an RFP or bid):
- (i) Contractee: Roosevelt Union Free School District
Services: One (1) Roosevelt resident to attend a Special program at Roslyn MS for 2016-17 school year
Fees: 10 Month Tuition - \$104,814.00 – Secondary Rate (September 1, 2016 through June 23, 2017)
Total estimated to be \$104,814.00 (Roslyn to receive)
 - (ii) Contractor: Islip Tutoring, Inc.
Services: Tutoring services as necessary for the period of July 1, 2016 through June 30, 2017
Fees: \$50.00 per hour
Total estimated to be \$1,100.00

- (iii) Contractee: Massapequa Public Schools
 Services: One (1) Massapequa resident to attend a Special program at Roslyn HS for 2016-17 school year
 Fees: 10 Month Tuition - \$104,814.00 – Secondary Rate (September 1, 2016 through June 23, 2017)
 Total estimated to be \$104,814.00 (Roslyn to receive)

- (iv) Contractor: Commack Union Free School District
 Services: Special Education Services for IEP service requirements for two students residing in Roslyn attending Sappo Private School in Commack for the period of 7/1/16 thru 6/30/17
 Fees: Total estimated to be - \$25,000
 [Students placed by parents at Sappo School but Roslyn is District of Residence and responsible for special education services provided through Commack – District of Location]

B.2. Recommendation to approve a payment in the amount of \$90.83 to Ingerman Smith, L.L.P. for legal services rendered to the district in regards to the LIPA Reform Act for the period ending 7/31/2016.

B.3. Recommendation to approve a change order as indicated below. This change order will result in a **decrease** in the contract with WHM Plumbing & Heating Contractors in the amount of **\$19,380.06** which will **decrease** purchase order H16-00020 in account code H1620.295.09.1609

WHM Plumbing & Heating Contractors (MS PC-001) for the work no longer necessary under the Base Bid scope of work. (In place of 18 (eighteen) 4” domestic water gate valves being replaced as originally proposed by KG&D, the actual work is replacing a total of 11 (eleven) ball-type valves of various sizes. The credit is equal to the amount of the revised scope (\$19,775.57) less the 2% allowed for bonding (\$395.51) which was required to be paid by WHM)

B.4. Recommendation to approve a change order as indicated below. This change order will result in an increase in the contract with Central Air Corporation in the amount of **\$6,656.80** which will increase purchase order H16-00017 in account code H1620.294.04.1604

Central Air (EH MC-002) for all labor and materials necessary to fabricate additional duct transitions with additional wall penetrations at the second floor corridor. (This was first presented to the Board of Education as a Pending Change Order on June 16, 2016 – Item B.27) [NB – this change order less than the estimate provided to the board on June 16 of \$7,000]

- B.5.** Recommendation to approve a change order as indicated below. This change order will result in a **decrease** in the contract with Relle Electric in the amount of **\$3,658** which will **decrease** purchase order H16-00018 in account code H1620.296.09.1609

Relle Electric (MS EC-001) for the work no longer necessary under Add Alternate MS-4. (Cleaning out the roof drains made the redirecting of the roof leaders unnecessary at the Middle School.)

- B.6.** Recommendation to approve the following payments to KG&D Architects for professional services rendered to the district and reimbursable expenses pertaining to capital improvements at the locations indicated in the table below. [Funds will be deducted from the Capital Budget Codes indicated in the table below.]

Payment	Location/ Project	Budget	PO #S	Inv #
\$6,479.28	Bus Garage	2110-245-03-1502	H15-00014	23

- B.7.** Recommendation to approve the following payments to Park East Construction Corporation for construction management services and reimbursements rendered to the district pertaining to various projects at the locations indicated in the table below. [Funds will be deducted from the Capital Budget Codes indicated in the table below.]

Payment	Location/Project	Budget	PO #	Inv #
\$63.49	DW Reimbursables	2110-201-03-1502	H15-00015	2016-003
\$87.42	EH Reimbursables	2110-201-04-1504	H15-00015	2016-003
\$31.88	MS Reimbursables	2110-201-09-1509	H15-00015	2016-003

- B.8.** Recommendation that, pursuant to receipt of a gift in the amount of \$473.85 from the Roslyn Alliance Against Drug & Alcohol Abuse, the Board of Education hereby accepts the gift, and increases the appropriation in *2070-430-03-9000-301 (Contr Svces Prof Devel)* by \$473.85 with the understanding that this increase in appropriations is the result of unanticipated revenue and therefore will result in no impact on the tax levy. **(Attachment B.8.)**

- B.9.** Recommendation by Craig Johanson, Middle School Principal, to declare as surplus the following items...various pieces of furniture and equipment that are broken and non-repairable, have no value and will be scrapped.

- Art table, no tags
- 15 Steel & Slate topped Science Lab Tables, no tags

- B.10.** Recommendation by Jason Lopez, Chief Technology Officer, to declare the attached list of computers & monitors to be surplus and obsolete, as they are no longer operational or upgradeable and have no value **(Attachment B.10).**

- B.11. Extraclassroom Activity Treasurer Reports (Attachment B.11.)**
High School, May & June 2016
Middle School, May & June 2016

CURRICULUM AND INSTRUCTION:

- C&I.1** Recommendation to accept the confidential stipulations of the CPSE for the dates listed below as well as the implementation plans for the corresponding special education programs, services and parent notification as previously approved by the Committee on July 28, 2016, August 2, 2016, August 4, 2016, August 10, 2016, August 11, 2016 and August 25, 2016.
- C&I.2** Recommendation to accept the confidential stipulations of the CSE for the dates listed below as well as the implementation plans for the corresponding special education programs, services and parent notification as previously approved by the Committee on August 23, 2016 and August 29, 2016.
- C&I.3 Appointment of Section 504 Chairperson(s) for 2016-2017**
Recommendation that the following individuals be appointed to the Sub-Committee on Special education for the 2016-2017 school year:
- Chairpersons: Assistant Director of Pupil Personnel Services
 School Psychologists
- C&I.4** Recommendation to approve Jennifer Sheehan to attend the ACTFL Conference World Language Expo in Boston, Massachusetts from November 16 through 20, 2016 at an estimated cost to the district of \$2,221.64.
- C&I.5** Recommendation to approve Joseph Dragone to attend the NYSASBO School Business Management Workshop in Albany, New York from November 2 through 4, 2016 at an estimated cost to the district of \$762.00.
- C&I.6** Recommendation to approve 9 students and 2 chaperones from the DECA Club to attend the DECA Ultimate Power Trip in Washington, DC, from November 18 through 20, 2016 at an estimated cost to the district of \$5,863.23. [Total cost of trip is \$8,980.32: Fundraising: \$750.00; student contribution: \$3,117.08(35%); district contribution: \$5,863.23(65%).]
- C&I.7** Recommendation to approve 18 students and 4 chaperones to attend the Yale Forensics Tournament at Yale University in New Haven, Connecticut from September 16 through 18, 2016 at an estimated cost to the district of \$8,231.90. [Total cost of trip is \$11,683.31: Fundraising - \$700.00; student contribution: \$3,451.41(30%); district contribution: \$8,231.90(70%).]

C&I.8 Recommendation to approve the contract between the Reading and Writing Project Network and the Roslyn School District for the 2016-2017 school year for on-site professional development services for a total estimated cost to the district of \$91,000.00, subject to the terms and conditions of an agreement between the parties to be approved by District counsel and to execute the necessary documents to effectuate said Agreement.

C&I.9 Recommendation to approve the contract between Teachers College Reading and Writing Project and the Roslyn School District for the 2016-2017 school year for professional development services for a total estimated cost to the district of \$13,000.00, subject to the terms and conditions of an agreement between the parties to be approved by District counsel and to execute the necessary documents to effectuate said Agreement.

BOARD OF EDUCATION:

BOE.1 Resolved that the following goals for the Board of Education for 2016-2017 be adopted. **(Attachment BOE.1)**

BOE.2 **BE IT RESOLVED**, that the President of the Board of Education is authorized to enter into an Agreement resolving a request for an impartial hearing filed on behalf of student # 103022.

BOE.3 Recommendation to conduct the *first reading* of Board of Education Policies 6010 Fiscal Controls, Policy 6100 Annual Budget and 6140 Budget Transfers. **(Attachment BOE.3)**

Public Comments #2

EXECUTIVE SESSION (if needed)

Adjournment

ROSLYN PUBLIC SCHOOLS

TREASURER'S REPORT FOR THE MONTH OF MAY 31, 2016

	General Fund	General Fund	General Fund	General Fund	Sch Lunch	Special Aid	Special Aid
	Checking	Merchant Svc	Money Market	MM Gen Recovery	Checking	Checking	Checking
	Capital One	Capital One	Capital One	Capital One	Capital One	Chase	Capital One
	Acct#5706	Acct#8555	Acct#3305	Acct#3990	Acct#5730	Acct#0887	Acct # 5674
	A200.00	A200.04	A201.04	A201.05	C200.00	F200.00	F200.01
Book Balance							
Beginning of Month	580,875.54	178,839.75	17,351,381.65	1,578,971.23	123,987.57	111,953.16	0.00
Receipts/Deposits	2,922,130.20	9,835.00	31,720,906.17	0.00	72,053.37	17,799.56	225,301.00
Total	3,503,005.74	188,674.75	49,072,287.82	1,578,971.23	196,040.94	129,752.72	225,301.00
Disbursements	2,396,144.55	1,015.37	6,640,684.75	0.00	74,581.32	70,616.95	0.00
Book Balance End of Month	1,106,861.19	187,659.38	42,431,603.07	1,578,971.23	121,459.62	59,135.77	225,301.00
BANK RECONCILIATION SUMMARY							
Ending balance per bank	2,680,558.12	187,659.38	42,431,603.07	1,578,971.23	124,333.31	77,349.81	225,301.00
Less : Outstanding checks	(1,573,696.93)				(10,083.95)	(18,214.04)	0.00
Plus : Deposits in Transit					7,210.26		
Bank's Net Balance	1,106,861.19	187,659.38	42,431,603.07	1,578,971.23	121,459.62	59,135.77	225,301.00

Linda Gillespie

7/13/2016

Date:

ROSLYN PUBLIC SCHOOLS

TREASURER'S REPORT FOR THE MONTH OF MAY 31, 2016

	Capital	Capital	T&A Payroll	T&A Payroll	T&E Fund	T&E Fund	Debt Ser Fund
	Checking	Money Market	Checking	Checking	Checking	Money Market	Money Market
	Capital One	Capital One	Capital One	Capital One	Capital One #16	Capital One #17	Capital One#15
	Acct #1248	Acct # 4333	Acct # 2473	Acct # 2481	Acct#2679	Acct#2687	Acct#5185
	H200.01	H200.04	TA200.05	TA200.06	TE200.00	TE201.00	V201.00
Book Balance of Month Beginning	1,184,341.18	11,750,000.00	152,027.00	1,170,751.42	206,802.63	0.00	9,678,513.36
Receipts/Deposits	0.00	0.00	2,691,145.58	4,945,483.38	3,312.00	0.00	0.00
Total	1,184,341.18	11,750,000.00	2,843,172.58	6,116,234.80	210,114.63	0.00	9,678,513.36
Disbursements	121,242.03	0.00	2,843,172.58	5,807,562.63	8,500.00	0.00	0.00
Book Balance End of Month	1,063,099.15	11,750,000.00	0.00	308,672.17	201,614.63	0.00	9,678,513.36
BANK RECONCILIATION SUMMARY							
Ending Bank Balance	1,099,450.81	11,750,000.00	39,328.14	339,570.85	209,389.63	0.00	9,678,513.36
Less: Outstanding Checks	(36,351.66)		(39,328.64)	(30,898.60)	(7,775.00)		0.00
Miscellaneous			0.50	(0.08)			
Bank's Net Balance	1,063,099.15	11,750,000.00	0.00	308,672.17	201,614.63	0.00	9,678,513.36

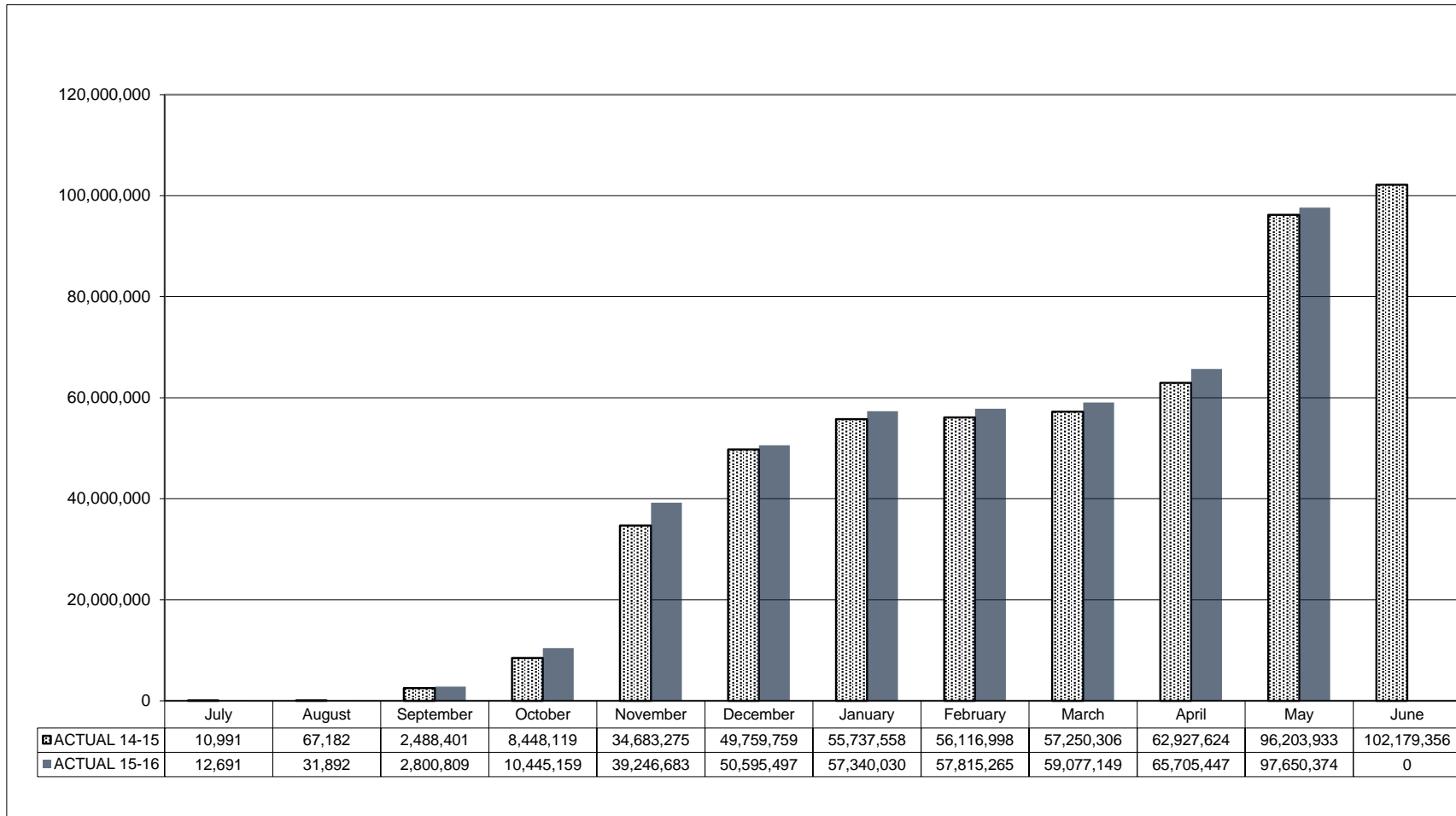
ROSLYN PUBLIC SCHOOLS
STATEMENT OF GENERAL FUND RECEIPTS
MAY 2016

Revenue Account	Description	Estimated Revenue	Revenue Adjustment	Current Estimated Revenue	Current Month Revenue	Y-T-D Revenue	Y-T-D Receipt to Estimated Revenue %	Anticipated Balance	Excess Revenue
1001.000	Real Property Taxes	87,000,000.00	(1,146,523.00)	85,853,477.00	31,340,447.74	82,302,487.44	95.86%	3,550,989.56	
1081.000	Other Pmts in Lieu of Tax	3,787,507.00		3,787,507.00	369,220.83	2,834,151.95	74.83%	953,355.05	
1081.001	LIPA Pmts in Lieu of Tax		1,319,674.00	1,319,674.00		640,336.25	48.52%	679,337.75	
1085.000	STAR Reimbursement	5,481,169.00	(173,151.00)	5,308,018.00		5,308,017.74	100.00%	0.26	
1090.000	Interest and Earnings on Taxes				11,237.60	11,237.60			11,237.60
1310.001	Day School Tuit- Boundary								
1315.000	Continuing Ed Tuition	300,000.00		300,000.00	13,496.93	275,841.16	91.95%	24,158.84	
1315.001	Continuing Ed Services - Herricks					8,909.94			8,909.94
1315.002	Continuing Ed Services - East Williston					14,000.00			14,000.00
1325.000	AP Exams Fee/Charges					105,304.00			105,304.00
1335.000	Oth Student - Fee/Charges					120.00			120.00
1489.000	Other Charges - Services								
1489.001	Shared Prof. Development								
2230.000	Day School Tuit-Oth Dist. NYS*	1,200,000.00		1,200,000.00	175,681.20	1,530,962.77	127.58%		330,962.77
2232.000	Summer Sch. Tuit-Oth Dist. NYS*					13,724.00			13,724.00
2401.000	Interest and Earnings	120,000.00		120,000.00	6,582.37	86,859.50	72.38%	33,140.50	
2410.000	Rental of Real Property-Individuals**					27,539.33			27,539.33
2412.000	Rental of Real Property-Other**					60.00			60.00
2440.000	Rental of Buses				8,865.82	82,712.38			82,712.38
2450.000	Commissions								
2620.000	Forfeit of Deposits				4,300.00	4,300.00			4,300.00
2650.000	Sale Scrap & Excess Material					884.00			884.00
2655.000	Minor Sales, Other								
2660.000	Sale of Real Property								
2666.000	Sale of Transportation Equipment								
2680.000	Insurance Recoveries - Trans					8,294.38			8,294.38
2680.001	Insurance Recoveries - Other					8,652.00			8,652.00
2690.000	Other Compensation for Loss				-14.00	9,856.70			9,856.70
2690.005	Recovery of Misappropriated Funds								
2700.000	Reimb of Medicare D Exp								
2701.000	Refund PY Exp-BOCES Aided					70,885.88			70,885.88
2702.000	Refund PY Exp-Contracted								
2703.000	Refund PY Exp-Other -Not Transp				11,509.70	244,392.60			244,392.60
2704.000	Refund PY, Appv Priv					10,972.26			10,972.26
2705.000	Gifts and Donations								
2705.003	Gifts and Donations Increase Approp		76,602.85	76,602.85		76,627.85			25.00
2730.000	MTA Payroll Tax Reimbursement								
2770.000	Other Unclassified Rev	150,000.00		150,000.00	5,896.20	93,286.78	62.19%	56,713.22	
3060.000	Records Management								
3101 to 4960	State and Federal Aid	5,063,165.00		5,063,165.00	-2,296.49	3,879,957.98	76.63%	1,183,207.02	
5060.000	Retirement System Credits								
	TOTAL	103,101,841.00	76,602.85	103,178,443.85	31,944,927.90	97,650,374.49		6,480,902.20	952,832.84
5997.000	Applied Reserves	250,000.00		250,000.00					
5999.	Appropriated Fund Balance	500,000.00	578,371.19	1,078,371.19					
TOTAL		103,851,841.00	654,974.04	104,506,815.04					

* Day School tuition is recorded as revenue when originally invoiced but has not yet been received.

**Rental of Real Property-Individuals is recorded as revenue when originally invoiced but has not yet been received.

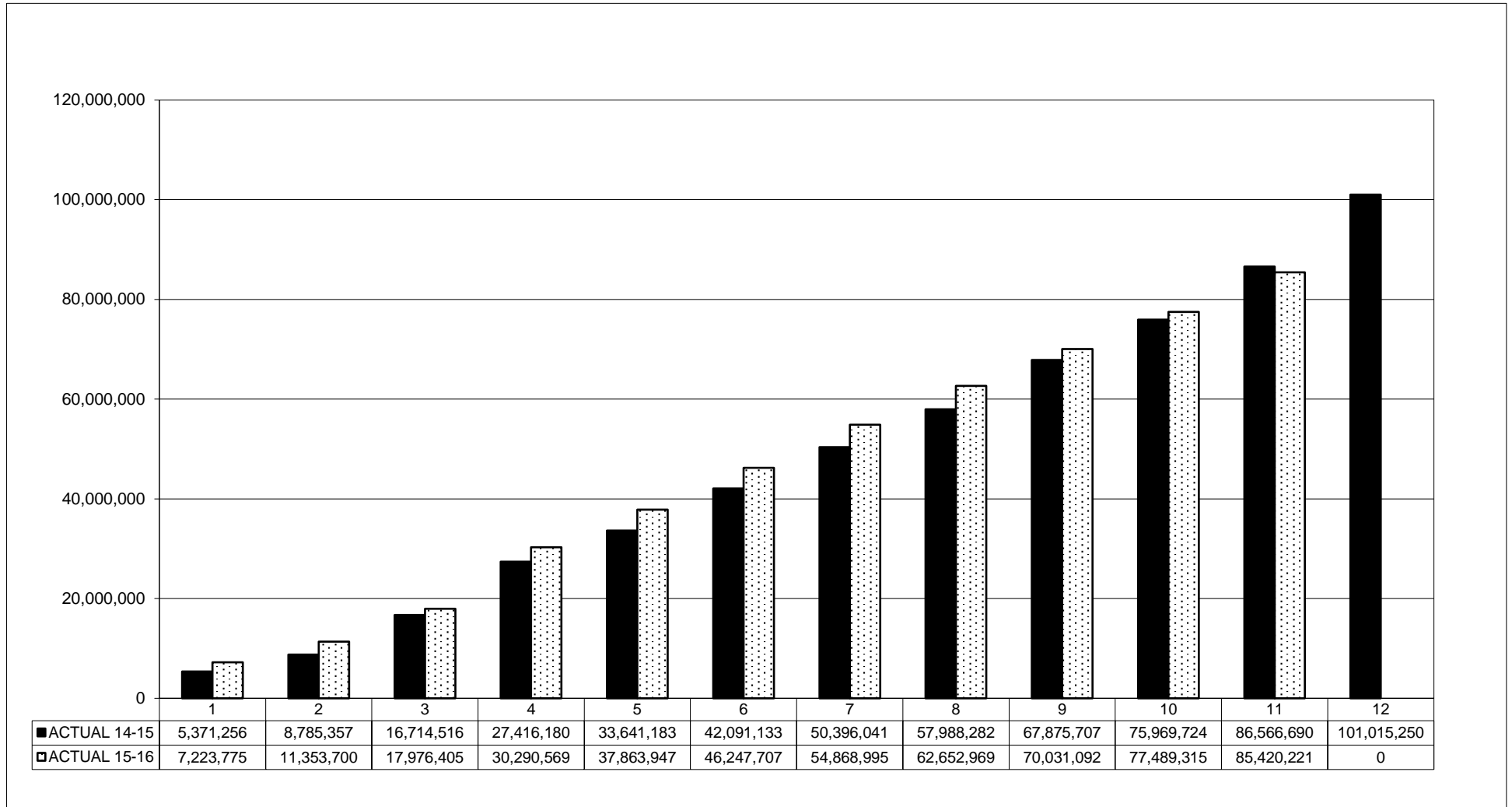
ROSLYN PUBLIC SCHOOLS
CUMULATIVE CASH RECEIPT BY MONTH - GENERAL FUND
STATEMENT OF GENERAL FUND RECEIPTS
MAY 2016



ROSLYN PUBLIC SCHOOLS
SUMMARY STATEMENT OF GENERAL FUND ENCUMBRANCES AND DISBURSEMENTS
MAY 2016

Description	Original	Appropriation	Current	Monthly	Y-T-D	Y-T-D	Y-T-D Totals to	Unencumbered
	Appropriations	Adjustment	Appropriations	Expenditures	Expenditures	Encumbrances	Current	Balance
	\$	\$	\$	\$	\$	\$	%	\$
General Support Code 1000	12,914,321.00	353,765.28	13,268,086.28	802,851.40	10,238,576.11	2,148,351.02	93.36%	881,159.15
Instruction Code 2000	53,054,341.00	214,518.85	53,268,859.85	4,391,475.77	42,604,451.42	8,373,948.61	95.70%	2,290,459.82
Pupil Transportation Code 5000	4,761,598.00	(33,710.49)	4,727,887.51	389,400.49	3,581,971.01	616,827.35	88.81%	529,089.15
Recreation Code 7000 to 8000	9,672.00	0.00	9,672.00	1,204.00	6,937.50	0.00	71.73%	2,734.50
Undistributed Code 9000	33,111,909.00	120,400.40	33,232,309.40	2,345,973.95	28,988,284.61	2,075,726.63	93.48%	2,168,298.16
TOTAL	103,851,841.00	654,974.04	104,506,815.04	7,930,905.61	85,420,220.65	13,214,853.61	94.38%	5,871,740.78

ROSLYN PUBLIC SCHOOLS
 CUMULATIVE EXPENDITURE BY MONTH - GENERAL FUND
 MAY 2016



MONTHLY COLLATERAL

	<u>CAPITAL ONE</u>	<u>CHASE</u>
GENERAL FUND CHECKING ACCOUNT	2,680,558.12	
GENERAL FUND MERCHANT SERVICES	187,659.38	
GENERAL FUND MONEY MARKET	42,431,603.07	
GENERAL FUND RECOVERY	1,578,971.23	
SCHOOL LUNCH CHECKING	124,333.31	
SPECIAL AID CHECKING		77,349.81
SPECIAL AID CHECKING	225,301.00	
CAPITAL CHECKING	1,099,450.81	
CAPITAL MONEY MARKET	11,750,000.00	
PAYROLL CHECKING	39,328.14	
TRUST AND AGENCY CHECKING	339,570.85	
SCHOLARSHIP CHECKING	209,389.63	
SCHOLARSHIP MONEY MARKET	0.00	
DEBT SERVICE MONEY MARKET	9,678,513.36	
TOTAL CASH - END OF MONTH	<u>\$70,344,679</u>	<u>\$77,350</u>
***LESS FDIC INSURANCE	250,000	250,000
AMOUNT TO BE COLLATERALIZED	<u>\$70,094,679</u>	<u>(\$172,650)</u>
COLLATERAL PERCENTAGE	1.05	1.05
COLLATERAL NEEDED	<u>\$73,599,413</u>	<u>(\$181,283)</u>
COLLATERAL HELD	\$73,729,371	\$0
EXCESS COLLATERAL	\$129,958	\$181,283
	OK	OK

Budget Account	Initial Budget	Adjustments	Current Budget	Year-to-Date Expenditures	Encumbrances Outstanding	Unencumbered Balance	Available Balance
1010 Board Of Education	12,831.00	658.72	13,489.72	9,126.51	125.00	4,238.21	4,238.21
1040 District Clerk	67,110.00	0.00	67,110.00	57,420.76	7,330.37	2,358.87	2,358.87
1060 District Meeting	62,050.00	0.00	62,050.00	18,055.74	6,982.05	37,012.21	34,195.21
1240 Chief School Administrator	368,337.00	-662.20	367,674.80	315,663.71	41,463.77	10,547.32	10,547.32
1310 Business Administration	855,523.00	1,668.38	857,191.38	695,268.17	103,121.64	58,801.57	57,026.57
1320 Auditing	136,500.00	0.00	136,500.00	112,421.92	11,988.08	12,090.00	12,090.00
1325 Treasurer	26,796.00	0.00	26,796.00	23,762.50	3,033.50	0.00	0.00
1345 Purchasing	183,062.00	2,500.00	185,562.00	158,401.44	23,395.95	3,764.61	3,764.61
1420 Legal	475,000.00	2,885.00	477,885.00	313,697.92	119,413.80	44,773.28	43,773.28
1430 Personnel	313,496.00	2,955.12	316,451.12	261,682.85	47,831.75	6,936.52	6,936.52
1480 Public Information and Services	207,411.00	3,500.00	210,911.00	173,135.30	26,163.33	11,612.37	11,612.37
1620 Operation of Plant	4,927,618.00	23,243.09	4,950,861.09	3,769,923.66	911,601.40	269,336.03	267,700.99
1621 Maintenance of Plant	1,944,534.00	288,059.94	2,232,593.94	1,501,106.86	462,685.64	268,801.44	268,801.44
1670 Central Printing & Mailing	366,310.00	-6,116.86	360,193.14	309,311.31	35,856.18	15,025.65	15,025.65
1680 Central Data Processing	1,883,784.00	35,074.09	1,918,858.09	1,582,740.42	272,142.21	63,975.46	63,975.46
1910 Unallocated Insurance	518,883.00	0.00	518,883.00	476,552.33	3,464.00	38,866.67	28,494.98
1920 School Association Dues	20,500.00	0.00	20,500.00	19,037.00	0.00	1,463.00	1,463.00
1930 Judgments and Claims	94,611.00	0.00	94,611.00	0.00	63,055.06	31,555.94	31,555.94
1981 BOCES Administrative Costs	449,965.00	0.00	449,965.00	441,267.71	8,697.29	0.00	0.00
2010 Curriculum Devel and Suprvsn	551,298.00	16,398.62	567,696.62	461,581.61	61,750.38	44,364.63	44,364.63
2020 Supervision-Regular School	4,568,050.00	-20,175.36	4,547,874.64	3,768,328.85	528,133.19	251,412.60	251,303.95
2060 Research, Planning & Evaluation	72,000.00	0.00	72,000.00	51,957.28	1,850.22	18,192.50	18,192.50
2070 Inservice Training-Instruction	192,900.00	-700.00	192,200.00	123,579.82	32,879.33	35,740.85	35,740.85
2110 Teaching-Regular School	29,888,733.00	-67,459.79	29,821,273.21	23,922,841.72	4,817,887.05	1,080,544.44	1,077,426.55
2250 Prg For Sdnts w/Disabil-Med Elgble	9,747,263.00	4,001.51	9,751,264.51	7,679,828.89	1,791,376.56	280,059.06	271,957.68
2330 Teaching-Special Schools	660,596.00	15,437.88	676,033.88	474,835.54	91,792.70	109,405.64	109,405.64
2610 School Library & AV	743,787.00	17,185.46	760,972.46	638,940.97	102,903.77	19,127.72	19,127.72
2630 Computer Assisted Instruction	1,149,838.00	140,847.93	1,290,685.93	1,145,325.75	140,667.33	4,692.85	4,692.85
2810 Guidance-Regular School	1,778,759.00	340.00	1,779,099.00	1,392,274.38	283,583.05	103,241.57	103,241.57
2815 Health Svcs-Regular School	480,294.00	0.00	480,294.00	367,441.72	76,905.57	35,946.71	35,946.71
2820 Psychological Svcs-Reg Schl	761,578.00	0.00	761,578.00	586,682.81	123,802.93	51,092.26	51,092.26
2825 Social Work Svcs-Regular School	359,726.00	1,000.00	360,726.00	303,615.82	56,357.18	753.00	753.00
2850 Co-Curricular Activ-Reg Schl	676,050.00	45,469.10	721,519.10	533,083.90	139,620.04	48,815.16	48,215.16
2855 Interscholastic Athletics-Reg Schl	1,423,469.00	62,173.50	1,485,642.50	1,154,132.36	124,439.31	207,070.83	207,070.83
5510 District Transportation Services	3,995,392.00	-34,476.46	3,960,915.54	3,217,379.12	418,950.92	324,585.50	324,585.50
5530 Garage Building	91,845.00	0.00	91,845.00	20,276.98	16,148.02	55,420.00	55,420.00
5540 Contract Transportation-Med Elgble	673,861.00	0.00	673,861.00	343,524.91	181,252.44	149,083.65	149,083.65
5550 Public Transportation	500.00	765.97	1,265.97	790.00	475.97	0.00	0.00

Budget Account	Initial Budget	Adjustments	Current Budget	Year-to-Date Expenditures	Encumbrances Outstanding	Unencumbered Balance	Available Balance
7140 Recreation	9,672.00	0.00	9,672.00	6,937.50	0.00	2,734.50	2,734.50
9010 State Retirement	2,079,426.00	0.00	2,079,426.00	1,701,756.36	195,713.10	181,956.54	181,956.54
9020 Teachers' Retirement	5,938,336.00	-120,000.00	5,818,336.00	4,634,577.20	880,225.50	303,533.30	303,533.30
9030 Social Security	4,072,352.00	0.00	4,072,352.00	3,215,878.37	612,607.01	243,866.62	243,866.62
9040 Workers' Compensation	627,143.00	122,039.09	749,182.09	674,374.61	31,786.38	43,021.10	38,521.10
9045 Life Insurance	20,231.00	5,400.00	25,631.00	19,358.86	3,113.90	3,158.24	3,158.24
9050 Unemployment Insurance	70,000.00	0.00	70,000.00	19,447.44	50,552.56	0.00	0.00
9055 Disability Insurance	5,760.00	0.00	5,760.00	5,002.88	697.12	60.00	60.00
9060 Hospital, Medical, Dental Insurance	13,642,610.00	-23,775.56	13,618,834.44	12,209,816.36	171,418.94	1,237,599.14	1,237,599.14
9070 Union Welfare Benefits	716,250.00	0.00	716,250.00	708,000.00	750.00	7,500.00	7,500.00
9089 Other (specify)	141,036.00	43,002.13	184,038.13	176,446.53	0.00	7,591.60	7,591.60
9711 Serial Bonds-School Construction	2,617,650.00	0.00	2,617,650.00	2,617,650.00	0.00	0.00	0.00
9720 Statutory Bonds-Other (specify)	316,161.00	0.00	316,161.00	316,160.14	0.00	0.86	0.86
9760 Tax Anticipation Notes	50,000.00	-4,583.34	45,416.66	45,416.66	0.00	0.00	0.00
9785 Install Purch Debt-State Aided Hardware	364,954.00	98,318.08	463,272.08	334,399.20	128,862.12	10.76	10.76
9901 Transfer to Other Funds	500,000.00	0.00	500,000.00	360,000.00	0.00	140,000.00	140,000.00
9950 Transfer to Capital Fund	1,950,000.00	0.00	1,950,000.00	1,950,000.00	0.00	0.00	0.00
Total GENERAL FUND	103,851,841.00	654,974.04	104,506,815.04	85,420,220.65	13,214,853.61	5,871,740.78	5,837,714.13
2860 School Food Service Programs	925,220.00	0.00	925,220.00	845,725.87	128,489.39	-48,995.26	-48,995.26
9010 State Retirement	73,130.00	0.00	73,130.00	91,006.13	0.00	-17,876.13	-17,876.13
9030 Social Security	45,000.00	0.00	45,000.00	37,229.78	0.00	7,770.22	7,770.22
9040 Workers' Compensation	5,500.00	0.00	5,500.00	5,304.64	0.00	195.36	195.36
9045 Life Insurance	2,000.00	0.00	2,000.00	2,928.64	0.00	-928.64	-928.64
9060 Hospital, Medical, Dental Insurance	330,850.00	0.00	330,850.00	248,134.26	0.00	82,715.74	82,715.74
Total SCHOOL LUNCH FUND	1,381,700.00	0.00	1,381,700.00	1,230,329.32	128,489.39	22,881.29	22,881.29
2110 Teaching-Regular School	287,186.54	0.00	287,186.54	132,349.83	17,772.36	137,064.35	137,064.35
2250 Prg For Sdnts w/Disabil-Med Elgble	698,938.32	0.00	698,938.32	443,971.47	166,501.61	88,465.24	88,465.24
2253 School Age w/Disabil-July/August	0.00	0.00	0.00	251,494.81	9,962.00	-261,456.81	-261,456.81
2254 Tuition for S4201 Bl ind, Deaf	0.00	0.00	0.00	11,057.29	0.00	-11,057.29	-11,057.29
2510 Pre-Kindergarten Program	34,078.00	0.00	34,078.00	27,160.06	6,917.94	0.00	0.00
5510 District Transportation Services	0.00	0.00	0.00	5,464.19	0.00	-5,464.19	-5,464.19
Total SPECIAL AID FUND	1,020,202.86	0.00	1,020,202.86	871,497.65	201,153.91	-52,448.70	-52,448.70
1620 Operation of Plant	13,558,316.25	12,185,974.37	25,744,290.62	1,813,240.21	9,614,918.91	14,316,131.50	14,316,131.50
1621 Maintenance of Plant	173,342.37	0.00	173,342.37	0.00	0.00	173,342.37	173,342.37
2110 Furniture, Eq., Textbooks-Regular School	315,595.80	14,336.95	329,932.75	16,485.00	10,849.95	302,597.80	302,597.80
Total CAPITAL FUND	14,047,254.42	12,200,311.32	26,247,565.74	1,829,725.21	9,625,768.86	14,792,071.67	14,792,071.67

Budgetary Transfer Report

Fiscal Year: 2016

Current Appropriation - Effective From: 05/01/2016 To: 05/31/2016

Effective Date	Trans ID	Transaction Description	Budget Account	Description	Amount Transferred From	Amount Transferred To
Fund: A - GENERAL FUND						
05/05/2016	013831	We need to increase the money in our field trip code to cover the cost of travel for the Forensics students who qualified for the Grand National Tournament in Sacramento CA wich was BOE Item C&I.3 on 4-19-16. This transfer was BOE approved on 5-5-16 Item B.2.				
			A2850-450-08-6700-801 R	CO-CURR SUPPLIES HS	-7,927.15	
			A2850-448-08-6700-801 R	CO-CURR FIELD TRIPS		7,927.15
05/05/2016	013832	To cover costs of incineration through Town of North Hempstead through out the rest of the year, and to cover for clean up durring the beginning of the Bus Garage construction. BOE approved on 5/5/16 Item B.3.				
			A1620-430-03-9000-310 R	CONT SVCES - SECURITY	-3,000.00	
			A1620-421-03-9000-310 R	CARTING - DIST		3,000.00
05/05/2016	013833	To cover cost of woodland clean up on Roslyn Road and Harbor Hill. BOE approved 5-5-16 Item B.4.				
			A9020-800-03-9000-303 R	TCHR RET SYSTEM	-20,000.00	
			A1621-430-03-9000-310 R	MAINT CONT SVCES - DIST		20,000.00
05/06/2016	013904	To cover the cost of woodland clean up on Roslyn Road & Harbor Hill Road.				
			A1621-429-03-9000-310 R	MAINT UNIFORMS	-5,000.00	
			A1621-446-04-9000-310 R	MAINT-BUILDING-EAST HILLS	-3,000.00	
			A1620-450-03-9000-310 R	CUST SUPP - DIST		8,000.00
05/10/2016	014066	To purchase cafeteria tables.				
			A2110-230-09-1000-901 R	FURNITURE- ART	-3,120.00	
			A1620-230-09-9000-901 R	FURNITURE MS		3,120.00
05/16/2016	014179	We need to purchase additional library books for the heights library.				
			A2110-448-06-9000-601 R	TCHG FIELD TRIPS HTS	-450.00	
			A2610-459-06-9000-601 R	LIB BOOKS HTS		450.00
05/17/2016	014279	Higher than anticipated need for contract services for home instruction. BOE approved 5/17/2016 Item B.4.				
			A2810-131-03-9000-308 R	Secondary Home Instructor	-5,000.00	
			A2810-474-08-9000-308 R	Contract Home Instruction		5,000.00
05/17/2016	014280	Cover the cost of the trip from RHS to different places. BOE approved 5/17/2016 Item B.6				
			A2850-448-08-6700-801 R	CO-CURR FIELD TRIPS	-12,307.75	
			A5510-163-03-9000-303 R	TRANS N C SAL SUPLM		12,307.75
05/17/2016	014281	Cover the Tolls for different trips. BOE Approved 5/17/2016 Item B.7.				
			A2850-448-08-6700-801 R	CO-CURR FIELD TRIPS	-120.00	
			A5550-430-03-9000-510 R	TRANS PUBLIC SERVICE		120.00
05/17/2016	014288	/istrict wide toner, ink, and paper. BOE approved 5/17/2016 Item B.8.				
			A2020-450-08-9000-801 R	SUPVSN SUPPLIES HS	-2,000.00	
			A2110-450-08-1200-801 R	SUPPLIES HS ENGLISH	-1,000.00	
			A2110-450-08-1800-801 R	TCHG SUP HS MATH	-1,000.00	
			A2110-450-08-2200-801 R	TCHG SUP HS SCIENCE	-2,500.00	
			A2110-450-08-2300-801 R	TCHG SUP HS SOCIAL STUDI	-900.00	
			A2110-450-08-2600-801 R	TCHG SUPPLIES - WRLD LAN	-750.00	
			A2110-450-08-2800-801 R	MATLS & SUPPLIES AP	-2,000.00	
			A2110-450-08-3000-801 R	TCHG SUPPLIES HS STEM	-2,000.00	
			A2850-450-08-6500-801 R	Marching Band Supplies HS	-2,000.00	
			A2630-450-03-1100-311 R	COMP SUPPLIES DW		14,150.00
05/17/2016	014291	To fund shortage in outdoor trip codes. BOE approved 5/17/2016 Item B.14				
			A2110-448-09-9000-901 R	TCHG FIELD TRIPS MS	-6,823.00	
			A2110-490-09-9000-901 R	BOCES TRIPS & CONFERENCES		6,823.00
05/17/2016	014319	Overtime incurred by purchasing department in excess of original appropriation. BOE approved 5/17/2016 Item B.3.				
			A1311-161-03-9000-303 R	ACCTG NON-INST SUPP	-2,000.00	
			A1345-161-03-9000-303 R	PURCH OFC SUPLM		2,000.00
05/17/2016	014320	Hiring Nabil Botros - salary coded imptoperly in budget document, paid properly through payroll. BOE approved 5/17/2016 Item B.3.				
			A1620-162-08-9000-303 R	OPER SAL- HS	-100,000.00	
			A1621-162-03-9000-303 R	MAINT SAL- DW		100,000.00
05/17/2016	014321	Overtime incurred by non-instructional staff for new responsibilities in personnel. BOE approved 5/17/2016 Item B.3.				
			A2010-150-03-9000-303 R	CURRIC ADMIN	-8,000.00	

Budgetary Transfer Report

Fiscal Year: 2016

Current Appropriation - Effective From: 05/01/2016 To: 05/31/2016

Effective Date	Trans ID	Transaction Description	Budget Account	Description	Amount Transferred From	Amount Transferred To
			A2010-161-03-9000-303 R	CURRICULUM- SUPLM		8,000.00
05/17/2016	014324	BOE approved 5/17/2016 Item B.3. Transfer of instructional staff resulted in more salaries in Kindergarten compared to grades 1-5.				
			A2110-120-04-9000-303 R	TCHR SAL EH	-7,000.00	
			A2110-110-06-0900-303 R	TCHR SAL- KG		7,000.00
05/17/2016	014327	BOE approved 5/17/2016 Item B.3. We are budgeting for substitutes bt building so we can use the voucher system to pay them.				
			A2110-140-06-9000-303 R	TCHG SAL SUBS HTS	-10,000.00	
			A2110-149-06-9000-303 R	TCHG ASST SUBS HTS		10,000.00
05/17/2016	014328	BOE approved 5/17/2016 Item B.3. Larger than anticipated utilization of paraprofessionals for after school supervision.				
			A2250-159-03-5900-307 R	TCHR ASST SAL SUMMER	-10,000.00	
			A2250-167-03-9000-303 R	PARAS SAL SUPLM		10,000.00
05/17/2016	014329	BOE approved 5/17/2016 Item B.3. Larger than anticipated utilization of paraprofessionals for summer program.				
			A2330-153-03-5900-301 R	TCH SAL SUMM PROG	-35,000.00	
			A2330-167-03-5900-301 R	PARA SAL SUMM PROG		35,000.00
05/17/2016	014330	BOE approved 5/17/2016 Item B.3. Salary coded improperly in budget document, paid properly through payroll.				
			A2610-158-09-9000-303 R	TCHR ASST SAL	-25,000.00	
			A2610-166-08-9000-303 R	PARAS SAL HS		25,000.00
05/17/2016	014331	BOE approved 5/17/2016 Item B.3. Larger than anticipated salary for library aide at HS				
			A2110-138-09-9000-303 R	Tchg Asst Secondary	-10,000.00	
			A2610-166-08-9000-303 R	PARAS SAL HS		10,000.00
05/17/2016	014332	BOE approved 5/17/2016 Item B.3. Salary coded improperly in budget document, paid properly through payroll.				
			A1680-161-03-9000-303 R	NON INS COMPUTER- SUPLM	-5,000.00	
			A2630-159-03-9000-303 R	TCHR ASST SAL SUPLM		5,000.00
05/17/2016	014333	BOE approved 5/17/2016 Item B.3. Larger than anticipated salary for social worker at HS due to reassignments				
			A2110-131-03-9000-303 R	TCHR SAL- SEC ADD'L	-500.00	
			A2825-152-08-9000-303 R	SOC WORKERS CERT		500.00
05/17/2016	014334	BOE approved 5/17/2016 Item B.3. Larger than anticipated salary for social worker at MS due to reassignments				
			A2110-131-03-9000-303 R	TCHR SAL- SEC ADD'L	-500.00	
			A2825-152-09-9000-303 R	SOC WORKERS CERT		500.00
05/17/2016	014335	BOE approved 5/17/2016 Item B.3. Earlier than anticipated resignations for the purpose of Retirement.				
			A2020-160-04-9000-303 R	CLERICAL SAL- EH	-25,000.00	
			A9089-160-03-9000-303 R	CLERICAL TERM PAY		25,000.00
05/19/2016	014358	The cost for lunch and snacks for the Chinese students was more than anticipated.				
			A2810-440-08-9000-308 R	GUID TRAV CONF WKSH	-1,500.00	
			A2810-450-08-9000-308 R	GUID MAT/SUPPLIES HS		1,500.00
05/26/2016	014679	To Purchase supplies				
			A1620-427-03-9000-311 R	OPER TELEPHONE- B&G	-2,323.54	
			A1670-450-07-9000-311 R	PRINTING SUPPLIES HH		2,323.54
05/27/2016	014702	Heights needs to purchase Ellison Cutting Pads & see & store pouches for students & large sizes book pouches.				
			A2020-440-06-9000-601 R	SUPVSN TRAV CONF WKSH	-400.00	
			A2110-440-06-9000-601 R	TCHG TRAV CONF WKSH	-400.00	
			A2110-448-06-9000-601 R	TCHG FIELD TRIPS HTS	-200.00	
			A2020-450-06-9000-601 R	SUPVSN OFFICE SUPP HTS		1,000.00
05/27/2016	014704	To Purchase Cafeteria Table from Proper Budget Code.				
			A2110-200-09-1000-901 R	TCHG EQPT MS ART	-1,439.20	
			A1620-200-09-9000-901 R	EQUIPMENT MS		1,439.20
			Total for Fund A - GENERAL FUND		-325,160.64	325,160.64
Fund: C - SCHOOL LUNCH FUND						
05/27/2016	014703	To adjust Appropriations to reflect Expenditures.				
			C2860-522-03 R	Drinks - School Lunch Pro	-7,500.00	
			C2860-527-03 R	Produce - School Lunch Pr		1,000.00
			C2860-528-03 R	Snacks - School Lunch Pro		6,500.00
			Total for Fund C - SCHOOL LUNCH FUND		-7,500.00	7,500.00
Fund: F - SPECIAL AID FUND						

Budgetary Transfer Report

Fiscal Year: 2016

Current Appropriation - Effective From: 05/01/2016 To: 05/31/2016

Effective Date	Trans ID	Transaction Description	Budget Account	Description	Amount Transferred From	Amount Transferred To
05/26/2016	014677	Funds approved for transfer by SED				
			F2110-447-1682 R	Consultants	-320.00	
			F2110-150-1682 R	INSTRUCTIONAL SALARIES		160.00
			F2110-450-1682 R	SUPPLIES		160.00
05/26/2016	014678	Funds approved for transfer by SED				
			F2110-150-1682 R	INSTRUCTIONAL SALARIES	-3,200.00	
			F2110-424-1682 R	TRAVEL	-271.00	
			F2110-447-1682 R	Consultants		3,320.00
			F2110-450-1682 R	SUPPLIES		151.00
			Total for Fund F - SPECIAL AID FUND		-3,791.00	3,791.00
Fund: H - CAPITAL FUND						
05/05/2016	013830	Adjustment necessary to reflect proper fiscal year source of funds.				
			H1620-293-09-1301 R	MS Toilet Phase 3 GC	-1,100.00	
			H1620-296-09-1227 R	MS Toilets PH-3 Electrical		1,100.00
05/17/2016	014359	BOE Approved 5/17/2016 Item B.2. To allocated funds for the prime contracts associated with the projects approved as part of the 2014 Bond.				
			H1620-000-03-1696 R	Avail Bond Proceeds	-2,484,350.00	
			H1620-293-04-1604 R	GC EH 1-025 Bond Project		2,484,350.00
05/17/2016	014360	BOE Approved 5/17/2016 Item B.2. To allocated funds for the prime contracts associated with the projects approved as part of the 2014 Bond.				
			H1620-000-03-1696 R	Avail Bond Proceeds	-572,000.00	
			H1620-294-04-1604 R	EH HVAC 1-025 Bond Proje		572,000.00
05/17/2016	014361	BOE Approved 5/17/2016 Item B.2. To allocated funds for the prime contracts associated with the projects approved as part of the 2014 Bond.				
			H1620-000-03-1696 R	Avail Bond Proceeds	-44,579.00	
			H1620-295-04-1604 R	EH Plumbing 1-025 Bond Pr		44,579.00
05/17/2016	014362	BOE Approved 5/17/2016 Item B.2. To allocated funds for the prime contracts associated with the projects approved as part of the 2014 Bond.				
			H1620-000-03-1696 R	Avail Bond Proceeds	-526,257.00	
			H1620-296-04-1604 R	HTS Electric1-025 Bond Pr		526,257.00
05/17/2016	014363	BOE Approved 5/17/2016 Item B.2. To allocated funds for the prime contracts associated with the projects approved as part of the 2014 Bond.				
			H1620-000-03-1696 R	Avail Bond Proceeds	-783,800.00	
			H1620-293-09-1609 R	MS GC 6-031 Bond Project		783,800.00
05/17/2016	014364	BOE Approved 5/17/2016 Item B.2. To allocated funds for the prime contracts associated with the projects approved as part of the 2014 Bond.				
			H1620-000-03-1696 R	Avail Bond Proceeds	-331,000.00	
			H1620-294-09-1609 R	MS HVAC 6-031 Bond Proj		331,000.00
05/17/2016	014365	BOE Approved 5/17/2016 Item B.2. To allocated funds for the prime contracts associated with the projects approved as part of the 2014 Bond.				
			H1620-000-03-1696 R	Avail Bond Proceeds	-38,423.00	
			H1620-295-09-1609 R	MS Plumbing 6-031 Bond Pr		38,423.00
05/17/2016	014366	BOE Approved 5/17/2016 Item B.2. To allocated funds for the prime contracts associated with the projects approved as part of the 2014 Bond.				
			H1620-000-03-1696 R	Avail Bond Proceeds	-169,353.00	
			H1620-296-09-1609 R	MS Electric 6-031 Bond Pr		169,353.00
05/17/2016	014367	BOE Approved 5/17/2016 Item B.2. To allocated funds for the prime contracts associated with the projects approved as part of the 2014 Bond.				
			H1620-000-03-1696 R	Avail Bond Proceeds	-1,928,100.00	
			H1620-293-03-1602 R	GC BUS 5-021-001 Bond Pr		1,928,100.00
05/17/2016	014368	BOE Approved 5/17/2016 Item B.2. To allocated funds for the prime contracts associated with the projects approved as part of the 2014 Bond.				
			H1620-000-03-1696 R	Avail Bond Proceeds	-206,000.00	
			H1620-294-03-1602 R	Bus HVAC 05-021-001 Bond		206,000.00
05/17/2016	014369	BOE Approved 5/17/2016 Item B.2. To allocated funds for the prime contracts associated with the projects approved as part of the 2014 Bond.				
			H1620-000-03-1696 R	Avail Bond Proceeds	-267,342.00	
			H1620-295-03-1602 R	Bus Plumbing 5-021-001 Bo		267,342.00
05/17/2016	014370	BOE Approved 5/17/2016 Item B.2. To allocated funds for the prime contracts associated with the projects approved as part of the 2014 Bond.				

Budgetary Transfer Report

Fiscal Year: 2016

Current Appropriation - Effective From: 05/01/2016 To: 05/31/2016

Effective Date	Trans ID	Transaction Description	Budget Account	Description	Amount Transferred From	Amount Transferred To
			H1620-000-03-1696 R	Avail Bond Proceeds	-233,019.00	
			H1620-296-03-1602 R	Bus Electric 5-021-Bond		233,019.00
05/17/2016	014371	BOE Approved 5/17/2016 Item B.2. To allocated funds for additional costs associated with the management of the project including moving materials and storage containers.				
			H1620-000-03-1597 R	Avail Funds from 13/14	-35,000.00	
			H2110-201-04-1504 R	Const. Management Fees		35,000.00
05/17/2016	014372	BOE Approved 5/17/2016 Item B.2. To allocated funds for additional costs associated with the management of the project including testing and engineering.				
			H1620-000-03-1597 R	Avail Funds from 13/14	-25,000.00	
			H2110-246-04-1504 R	Cont and Other Engineerin		25,000.00
05/17/2016	014373	BOE Approved 5/17/2016 Item B.2. Additional Architectural Services and Reimbursable expenses need for demo of bus garage.				
			H1620-000-03-1597 R	Avail Funds from 13/14	-10,000.00	
			H2110-245-03-1501 R	Architect and Design Fees		10,000.00
05/17/2016	014374	BOE Approved 5/17/2016 Item B.2. Additional Architectural Services and Reimbursable expenses need for demo of bus garage.				
			H1620-000-03-1597 R	Avail Funds from 13/14	-40,000.00	
			H2110-245-03-1502 R	Architect and Design Fees		40,000.00
05/17/2016	014375	BOE Approved 5/17/2016 Item B.2. Additional Architectural Services and Reimbursable expenses need for demo of bus garage.				
			H1620-000-03-1597 R	Avail Funds from 13/14	-70,000.00	
			H2110-245-04-1504 R	Architect and Design Fees		70,000.00
05/17/2016	014376	BOE Approved 5/17/2016 Item B.2. Additional Architectural Services and Reimbursable expenses need for demo of bus garage.				
			H1620-000-03-1597 R	Avail Funds from 13/14	-5,000.00	
			H2110-245-09-1509 R	Architect and Design Fees		5,000.00
05/17/2016	014377	To correct the clerical error recording Budget Transfer # 014372 Record a transfer of 25,000 when it should have been 20,000.				
		BOE Approved 5/17/2016 Item B.2. To allocated funds for additional costs associated with the management of the project including testing and engineering.				
			H2110-246-04-1504 R	Cont and Other Engineerin	-5,000.00	
			H1620-000-03-1597 R	Avail Funds from 13/14		5,000.00
			Total for Fund H - CAPITAL FUND		-7,775,323.00	7,775,323.00

Budgetary Transfer Report

Fiscal Year: 2016

Current Appropriation - Effective From: 05/01/2016 To: 05/31/2016

Total Current Appropriation

8,111,774.64

Selection Criteria

Type: Current Appropriation
Date From: 05/01/2016
Date To: 05/31/2016
Date Used: Effective in Budget
Printed by Joseph Dragone

Roslyn Public Schools Lunch Fund
Profit and Loss Statement

	Jul-15	Aug-15	Sep-15	Oct-15	Nov-15	Dec-15	Jan-16	Feb-16	Mar-16	Apr-16	May-16	YTD
OPERATING DAYS - L	0	0	18	22	16	15	18	13	21	16	20	
OPERATING DAYS - B	0	0	18	22	16	15	17	12	21	16	20	
ADP LUNCH			919	939	948	1058	921	1021	795	900	924	
ADP BREAKFAST			58	74	91	107	107	121	92	102	115	
TYPE A REGULAR PAID LUNCH	0	0	13032	16609	11863	12456	12705	9959	12536	10763	13899	113822
TYPE A REDUCED LUNCH	0	0	1058	1221	965	992	983	807	928	793	1032	8779
TYPE A FREE LUNCH	0	0	2446	2825	2340	2417	2883	2510	3236	2843	3547	25047
TOTAL LUNCH MEALS	0	0	16536	20655	15168	15865	16571	13276	16700	14399	18478	147648
TYPE A REGULAR PAID BREAKFAST	0	0	199	517	397	480	559	439	580	420	626	4217
TYPE A REDUCED BREAKFAST	0	0	114	115	115	124	98	58	95	85	90	894
TYPE A FREE BREAKFAST	0	0	725	1002	940	1006	1155	954	1266	1126	1587	9761
TOTAL BREAKFAST MEALS	0	0	1038	1634	1452	1610	1812	1451	1941	1631	2303	14872
TOTAL BRK & LUN MEAL COUNT	0	0	17574	22289	16620	17475	18383	14727	18641	16030	20781	162520
DISTRICT REVENUE:												
MEAL REVENUE (PAID & REDUCED)		0.00	\$ 37,945.75	\$ 47,761.00	\$ 34,616.50	\$ 35,936.50	\$ 36,601.25	\$ 28,955.25	\$ 36,309.00	\$ 31,248.00	\$ 40,132.25	\$ 329,505.50
A LA CARTE		0.00	\$ 38,688.23	\$ 49,558.89	\$ 39,675.83	\$ 39,181.62	\$ 39,515.80	\$ 32,854.53	\$ 44,022.33	\$ 35,219.07	\$ 44,976.42	\$ 363,692.72
HS VENDING SALES		0.00	\$ 2,304.00	\$ 1,996.00	\$ 1,291.00	\$ 1,128.00	\$ 846.00	\$ 918.50	\$ 1,061.00	\$ 700.00	\$ 856.00	\$ 11,100.50
INTEREST	\$ -	\$ -	\$ -	\$ -	\$ -	\$ -	\$ -	\$ -	\$ -	\$ -	\$ -	\$ -
GIFTS AND DONATIONS			\$ -	\$ -	\$ -	\$ -	\$ -	\$ -	\$ -	\$ -	\$ -	\$ -
CATERING	1186.00	489.75	\$ -	\$ -	\$ -	\$ -	\$ -	\$ 4,756.26	\$ 541.53	\$ 1,541.84	\$ 156.74	\$ 8,672.12
FEDERAL & STATE REIMBURSEMENTS			\$ 17,651.00	\$ 21,544.00	\$ 17,170.00	\$ 17,904.00	\$ 19,178.00	\$ 16,420.00	\$ 20,826.00	\$ 18,136.00	\$ 23,259.00	\$ 172,628.00
GENERAL FUND SUBSIDY			\$ 40,000.00	\$ 40,000.00	\$ 40,000.00	\$ 40,000.00	\$ 40,000.00	\$ 40,000.00	\$ 40,000.00	\$ 40,000.00	\$ 40,000.00	\$ 360,000.00
SURPLUS FOOD			\$ 4,122.61	\$ 4,693.54	\$ 4,471.55	\$ 9,100.01	\$ 12,221.84	\$ 17,054.63	\$ 16,471.39	\$ 14,893.32	\$ 11,864.82	\$ 94,893.71
TOTAL REVENUE	\$ 1,186.00	\$ 489.75	\$ 140,711.59	\$ 165,553.43	\$ 137,224.88	\$ 143,250.13	\$ 148,902.89	\$ 140,959.17	\$ 159,231.25	\$ 141,738.23	\$ 161,245.23	\$ 1,340,492.55
EXPENSES:												
BEGINNING FOOD INVENTORY	\$ 4,394.41	\$ 4,394.41	\$ 4,394.41	\$ 4,394.41	\$ 4,394.41	\$ 4,394.41	\$ 17,254.42	\$ 15,393.87	\$ 14,515.42	\$ 13,957.85	\$ 11,537.65	\$ 4,394.41
TOTAL FOOD PURCHASES	\$ -	\$ -	\$ 27,256.35	\$ 35,140.70	\$ -	\$ 44,081.34	\$ 36,429.60	\$ 19,944.49	\$ 20,962.43	\$ 29,793.04	\$ 18,028.16	\$ 231,636.11
ENDING FOOD INVENTORY	\$ 4,394.41	\$ 4,394.41	\$ 4,394.41	\$ 4,394.41	\$ 4,394.41	\$ 17,254.42	\$ 15,393.87	\$ 14,515.42	\$ 13,957.85	\$ 11,537.65	\$ 9,501.51	\$ 4,394.41
TOTAL FOOD COST	\$ -	\$ -	\$ 27,256.35	\$ 35,140.70	\$ -	\$ 31,221.33	\$ 38,290.15	\$ 20,822.94	\$ 21,520.00	\$ 32,213.24	\$ 20,064.30	\$ 231,636.11
TOTAL DIRECT LABOR	\$ 4,675.10	\$ 1,209.33	\$ 34,558.39	\$ 72,058.10	\$ 52,057.86	\$ 63,058.62	\$ 50,297.68	\$ 52,293.94	\$ 52,194.92	\$ 51,893.19	\$ 52,366.67	\$ 486,663.80
BENEFITS (estimated)	\$ 2,805.06	\$ 725.60	\$ 20,735.03	\$ 43,234.86	\$ 31,234.72	\$ 108,706.15	\$ 28,607.93	\$ 37,173.37	\$ 37,124.03	\$ 37,063.38	\$ 37,193.32	\$ 384,603.45
TOTAL PERSONNEL COST	\$ 7,480.16	\$ 1,934.93	\$ 55,293.42	\$ 115,292.96	\$ 83,292.58	\$ 171,764.77	\$ 78,905.61	\$ 89,467.31	\$ 89,318.95	\$ 88,956.57	\$ 89,559.99	\$ 871,267.25
BEGINNING PAPER/SUPPLIES INVENTORY	\$ 2,647.84	\$ 2,647.84	\$ 2,647.84	\$ 2,647.84	\$ 2,647.84	\$ 2,647.84	\$ 2,698.99	\$ 2,446.86	\$ 2,539.21	\$ 2,513.54	\$ 3,355.67	\$ 2,647.84
TOTAL PAPER/SUPPLIES PURCHASES	\$ -	\$ -	\$ 449.25	\$ 2,725.46	\$ -	\$ 4,393.66	\$ 2,346.34	\$ -	\$ 3,402.22	\$ 1,633.07	\$ 3,336.09	\$ 18,286.09
ENDING PAPER/SUPPLIES INVENTORY	\$ 2,647.84	\$ 2,647.84	\$ 2,647.84	\$ 2,647.84	\$ 2,647.84	\$ 2,698.99	\$ 2,446.86	\$ 2,539.21	\$ 2,513.54	\$ 3,355.67	\$ 2,363.31	\$ 2,647.84
TOTAL PAPER/SUPPLIES EXPENSE	\$ -	\$ -	\$ 449.25	\$ 2,725.46	\$ -	\$ 4,342.51	\$ 2,598.47	\$ (92.35)	\$ 3,427.89	\$ 790.94	\$ 4,328.45	\$ 18,286.09
OTHER EXPENSES (INCL. QTLY SALES TAX)	\$ -	\$ -	\$ 240.16	\$ -	\$ -	\$ 1,035.37	\$ -	\$ -	\$ 897.87	\$ -	\$ -	\$ 2,173.40
EQUIPMENT & REPAIR COST	\$ -	\$ -	\$ 1,859.44	\$ 2,730.34	\$ -	\$ -	\$ -	\$ -	\$ -	\$ -	\$ -	\$ 4,589.78
SURPLUS FOOD RECEIVED			\$ 4,122.61	\$ 4,693.54	\$ 4,471.55	\$ 9,100.01	\$ 12,221.84	\$ 17,054.63	\$ 16,471.39	\$ 14,893.32	\$ 11,864.82	\$ 94,893.71
CONTRACTUAL EXPENSES	\$ 650.00	\$ -	\$ 1,000.00	\$ 1,000.00	\$ -	\$ 3,769.80	\$ 1,412.95	\$ 500.00	\$ 85.00	\$ 3,037.40	\$ 850.40	\$ 12,305.55
WAREHOUSING COSTS-GOVT	\$ -	\$ -	\$ -	\$ -	\$ -	\$ -	\$ -	\$ -	\$ -	\$ -	\$ -	\$ -
TOTAL OTHER EXPENSES	650.00	0.00	\$ 7,222.21	\$ 8,423.88	\$ 4,471.55	\$ 13,905.18	\$ 13,634.79	\$ 17,554.63	\$ 17,454.26	\$ 17,930.72	\$ 12,715.22	\$ 113,962.44
NET OPERATING COSTS	\$ 8,130.16	\$ 1,934.93	\$ 90,221.23	\$ 161,583.00	\$ 87,764.13	\$ 221,233.79	\$ 133,429.02	\$ 127,752.53	\$ 131,721.10	\$ 139,891.47	\$ 126,667.96	\$ 1,230,329.32
NET CAFETERIA PROFIT/LOSS	\$ (6,944.16)	\$ (1,445.18)	\$ 50,490.36	\$ 3,970.43	\$ 49,460.75	\$ (77,983.66)	\$ 15,473.87	\$ 13,206.64	\$ 27,510.15	\$ 1,846.76	\$ 34,577.27	\$ 110,163.23

May Revenues	2014-15	2015-16	CUM 14-15	CUM 15-16
EH LUNCH	\$9,991.50	\$ 8,881.00	79,685.25	74,516.75
EH BREAKFAST	\$226.75	\$ 163.00	2,220.50	1,351.25
HEIGHTS LUNCH	\$7,397.50	\$ 7,069.25	55,848.50	56,080.25
HEIGHTS BREAKFAST	\$121.50	\$ 326.50	465.75	1,255.50
HH LUNCH	\$8,768.50	\$ 8,495.50	66,022.25	68,068.25
HH BREAKFAST	\$235.00	\$ 234.00	1,642.00	2,260.75
HS LUNCH	\$6,707.50	\$ 7,549.50	42,429.50	61,812.75
HS BREAKFAST	\$321.00	\$ 216.75	2,696.75	1,454.50
MS LUNCH	\$5,943.25	\$ 7,157.75	49,903.75	62,393.00
MS BREAKFAST	\$61.50	\$ 39.00	497.00	312.50
TOTAL FOOD REVENUE	\$39,774.00	\$ 40,132.25	301,411.25	329,505.50
OTHER CAFETERIA SALES	\$1,645.25	\$ 156.74	11,827.75	8,672.12
EH LUNCH OTHER	\$2,718.81	\$ 2,551.05	22,696.94	17,680.60
EH BREAKFAST OTHER	\$20.81	\$ 9.58	355.42	181.20
HEIGHTS LUNCH OTHER	\$1,438.34	\$ 1,157.37	11,346.24	10,266.79
HTS BREAKFAST OTHER	\$35.09	\$ 40.80	377.22	420.15
HH LUNCH OTHER	\$1,474.79	\$ 2,000.05	11,968.05	14,212.40
HH BREAKFAST OTHER	\$135.81	\$ 68.65	985.69	877.69
HS LUNCH OTHER	\$17,900.81	\$ 17,179.44	152,903.25	151,885.86
HS BREAKFAST OTHER	\$2,956.08	\$ 2,628.92	21,473.18	20,337.93
MS LUNCH OTHER	\$17,156.81	\$ 19,307.51	141,368.30	147,513.82
MS BREAKFAST OTHER	\$60.46	\$ 33.05	528.94	316.27
TOTAL A LA CARTE SALES	\$43,897.81	\$ 44,976.42	364,003.23	363,692.71
VENDING SALES	\$2,800.00	\$ 856.00	22,206.00	11,100.50
INTEREST AND EARNINGS	\$0.00	\$ -	0.00	0.00
STATE AID LUNCH	\$1,293.00	\$ 1,249.00	9,940.00	10,056.98
STATE AID BREAKFAST	\$170.00	\$ 176.00	1,125.00	1,129.02
FED AID LUNCH	\$18,012.00	\$ 18,784.00	137,105.00	141,007.00
FED AID BREAKFAST	\$2,680.00	\$ 3,050.00	17,833.00	19,279.00
TOTAL FED/STATE AID	\$22,155.00	\$ 23,259.00	165,233.00	171,472.00
SURPLUS FOOD RECEIVED	\$3,974.10	\$ 11,864.82	28,025.01	94,893.71
EAST HILLS TOTAL	\$ 12,957.87	\$ 11,604.63	\$ 104,958.11	\$ 93,729.80
HEIGHTS TOTAL	\$ 8,992.43	\$ 8,593.92	\$ 68,037.71	\$ 68,022.69
HARBOR HILL TOTAL	\$ 10,614.10	\$ 10,798.20	\$ 80,617.99	\$ 85,419.09
HIGH SCHOOL TOTAL	\$ 27,885.39	\$ 27,574.61	\$ 219,502.68	\$ 235,491.04
MIDDLE SCHOOL TOTAL	\$ 23,222.02	\$ 26,537.31	\$ 192,297.99	\$ 210,535.59
BREAKFAST TOTAL	\$ 4,174.00	\$ 3,760.25	\$ 31,242.45	\$ 28,767.74
LUNCH TOTAL	\$ 79,497.81	\$ 81,348.42	\$ 634,172.03	\$ 664,430.47
GRAND TOTAL WITH VENDING	\$ 88,117.06	\$ 86,121.41	\$ 699,448.23	\$ 712,970.83

ROSLYN PUBLIC SCHOOLS

TREASURER'S REPORT FOR THE MONTH OF JUNE 30, 2016

	General Fund	General Fund	General Fund	General Fund	Sch Lunch	Special Aid	Special Aid
	Checking	Merchant Svc	Money Market	MM Gen Recovery	Checking	Checking	Checking
	Capital One	Capital One	Capital One	Capital One	Capital One	Chase	Capital One
	Acct#5706	Acct#8555	Acct#3305	Acct#3990	Acct#5730	Acct#0887	Acct # 5674
	A200.00	A200.04	A201.04	A201.05	C200.00	F200.00	F200.01
Book Balance							
Beginning of Month	1,106,861.19	187,659.38	42,431,603.07	1,578,971.23	121,459.62	59,135.77	225,301.00
Receipts/Deposits	3,070,671.90	1,355.00	2,459,937.58	0.00	34,961.70	165,767.82	0.00
Total	4,177,533.09	189,014.38	44,891,540.65	1,578,971.23	156,421.32	224,903.59	225,301.00
Disbursements	1,826,397.88	628.58	18,443,750.64	0.00	116,820.68	223,572.44	193,084.51
Book Balance End of Month	2,351,135.21	188,385.80	26,447,790.01	1,578,971.23	39,600.64	1,331.15	32,216.49

BANK RECONCILATION SUMMARY

Ending balance per bank	3,676,760.12	188,385.80	26,447,790.01	1,578,971.23	52,925.15	43,478.35	32,216.49
Less : Outstanding checks	(1,325,624.91)				(13,324.51)	(42,147.20)	0.00
Plus : Deposits in Transit							
Bank's Net Balance	2,351,135.21	188,385.80	26,447,790.01	1,578,971.23	39,600.64	1,331.15	32,216.49

Linda Gillespie

8/24/2016

Date:

ROSLYN PUBLIC SCHOOLS

TREASURER'S REPORT FOR THE MONTH OF JUNE 30, 2016							
	Capital	Capital	T&A Payroll	T&A Payroll	T&E Fund	T&E Fund	Debt Ser Fund
	Checking	Money Market	Checking	Checking	Checking	Money Market	Money Market
	Capital One	Capital One	Capital One	Capital One	Capital One #16	Capital One #17	Capital One#15
	Acct #1248	Acct # 4333	Acct # 2473	Acct # 2481	Acct#2679	Acct#2687	Acct#5185
	H200.01	H200.04	TA200.05	TA200.06	TE200.00	TE201.00	V201.00
Book Balance							
Beginning of Month	1,063,099.15	11,750,000.00	0.00	308,672.17	201,614.63	0.00	9,678,513.36
Receipts/Deposits	6,764,803.29	0.00	5,370,454.46	9,295,079.04	1,559.00	0.00	0.00
Total	7,827,902.44	11,750,000.00	5,370,454.46	9,603,751.21	203,173.63	0.00	9,678,513.36
Disbursements	602,607.38	0.00	5,370,454.46	9,094,778.67	3,700.00	0.00	0.00
Book Balance End of Month	7,225,295.06	11,750,000.00	0.00	508,972.54	199,473.63	0.00	9,678,513.36
BANK RECONCILIATION SUMMARY							
Ending Bank Balance	7,389,563.61	11,750,000.00	148,487.11	590,093.62	203,623.63	0.00	9,678,513.36
Less: Outstanding Checks	(164,268.55)		(148,487.61)	(81,121.00)	(4,150.00)		0.00
Miscellaneous			0.50	(0.08)			
Bank's Net Balance	7,225,295.06	11,750,000.00	0.00	508,972.54	199,473.63	0.00	9,678,513.36

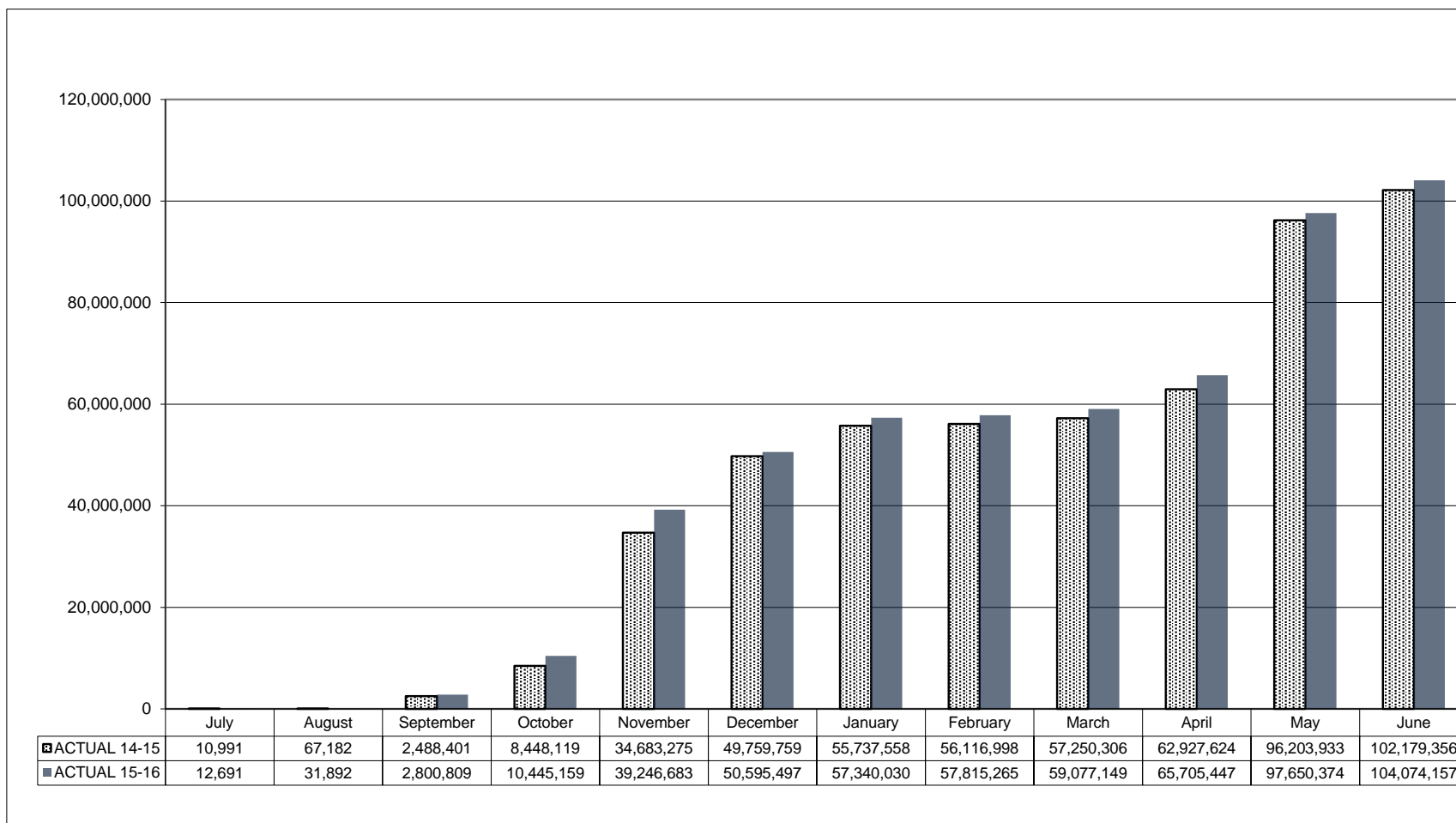
ROSLYN PUBLIC SCHOOLS
STATEMENT OF GENERAL FUND RECEIPTS
JUNE 2016

Revenue Account	Description	Estimated Revenue	Revenue Adjustment	Current Estimated Revenue	Current Month Revenue	Y-T-D Revenue	Y-T-D Receipt to Estimated Revenue %	Excess Revenue/ Deficient Revenue
1001.000	Real Property Taxes	87,000,000.00	(1,146,523.00)	85,853,477.00	3,571,408.50	85,873,895.94	100.02%	20,418.94
1081.000	Other Pmts in Lieu of Tax	3,787,507.00		3,787,507.00	783,913.18	3,618,065.13	95.53%	(169,441.87)
1081.001	LIPA Pmts in Lieu of Tax		1,319,674.00	1,319,674.00	679,336.76	1,319,673.01	100.00%	(0.99)
1085.000	STAR Reimbursement	5,481,169.00	(173,151.00)	5,308,018.00		5,308,017.74	100.00%	(0.26)
1090.000	Interest and Earnings on Taxes				2,607.70	13,845.30		13,845.30
1310.001	Day School Tuit- Boundary							
1315.000	Continuing Ed Tuition	300,000.00		300,000.00	2,078.42	277,919.58	92.64%	(22,080.42)
1315.001	Continuing Ed Services - Herricks					8,909.94		8,909.94
1315.002	Continuing Ed Services - East Williston				2,000.00	16,000.00		16,000.00
1325.000	AP Exams Fee/Charges					105,304.00		105,304.00
1335.000	Oth Student - Fee/Charges					120.00		120.00
1489.000	Other Charges - Services							
1489.001	Shared Prof. Development							
2230.000	Day School Tuit-Oth Dist. NYS*	1,200,000.00		1,200,000.00	175,681.20	1,706,643.97	142.22%	506,643.97
2232.000	Summer Sch. Tuit-Oth Dist. NYS*					13,724.00		13,724.00
2401.000	Interest and Earnings	120,000.00		120,000.00	-443.58	86,415.92	72.01%	(33,584.08)
2410.000	Rental of Real Property-Individuals**				36,981.25	64,520.58		64,520.58
2412.000	Rental of Real Property-Other**					60.00		60.00
2440.000	Rental of Buses				8,865.82	91,578.20		91,578.20
2450.000	Commissions							
2620.000	Forfeit of Deposits					4,300.00		4,300.00
2650.000	Sale Scrap & Excess Material					884.00		884.00
2655.000	Minor Sales, Other							
2660.000	Sale of Real Property							
2666.000	Sale of Transportation Equipment							
2680.000	Insurance Recoveries - Trans					8,294.38		8,294.38
2680.001	Insurance Recoveries - Other				878.00	9,530.00		9,530.00
2690.000	Other Compensation for Loss				239.80	10,096.50		10,096.50
2690.005	Recovery of Misappropriated Funds							
2700.000	Reimb of Medicare D Exp							
2701.000	Refund PY Exp-BOCES Aided				41,146.02	112,031.90		112,031.90
2702.000	Refund PY Exp-Contracted							
2703.000	Refund PY Exp-Other -Not Transp				811.09	245,203.69		245,203.69
2704.000	Refund PY, Appv Priv					10,972.26		10,972.26
2705.000	Gifts and Donations							
2705.003	Gifts and Donations Increase Approp		76,602.85	76,602.85	1,987.52	78,615.37		2,012.52
2730.000	MTA Payroll Tax Reimbursement							
2770.000	Other Unclassified Rev	150,000.00		150,000.00	6,498.67	99,785.45	66.52%	(50,214.55)
3060.000	Records Management							
3101 to 4960	State and Federal Aid	5,063,165.00		5,063,165.00	1,109,791.71	4,989,749.69	98.55%	(73,415.31)
5060.000	Retirement System Credits							
	TOTAL	103,101,841.00	76,602.85	103,178,443.85	6,423,782.06	#####		895,712.70
5997.000	Applied Reserves	250,000.00		250,000.00				
5999.	Appropriated Fund Balance	500,000.00	578,371.19	1,078,371.19				
TOTAL		103,851,841.00	654,974.04	104,506,815.04				

* Day School tuition is recorded as revenue when originally invoiced but has not yet been received.

**Rental of Real Property-Individuals is recorded as revenue when originally invoiced but has not yet been received.

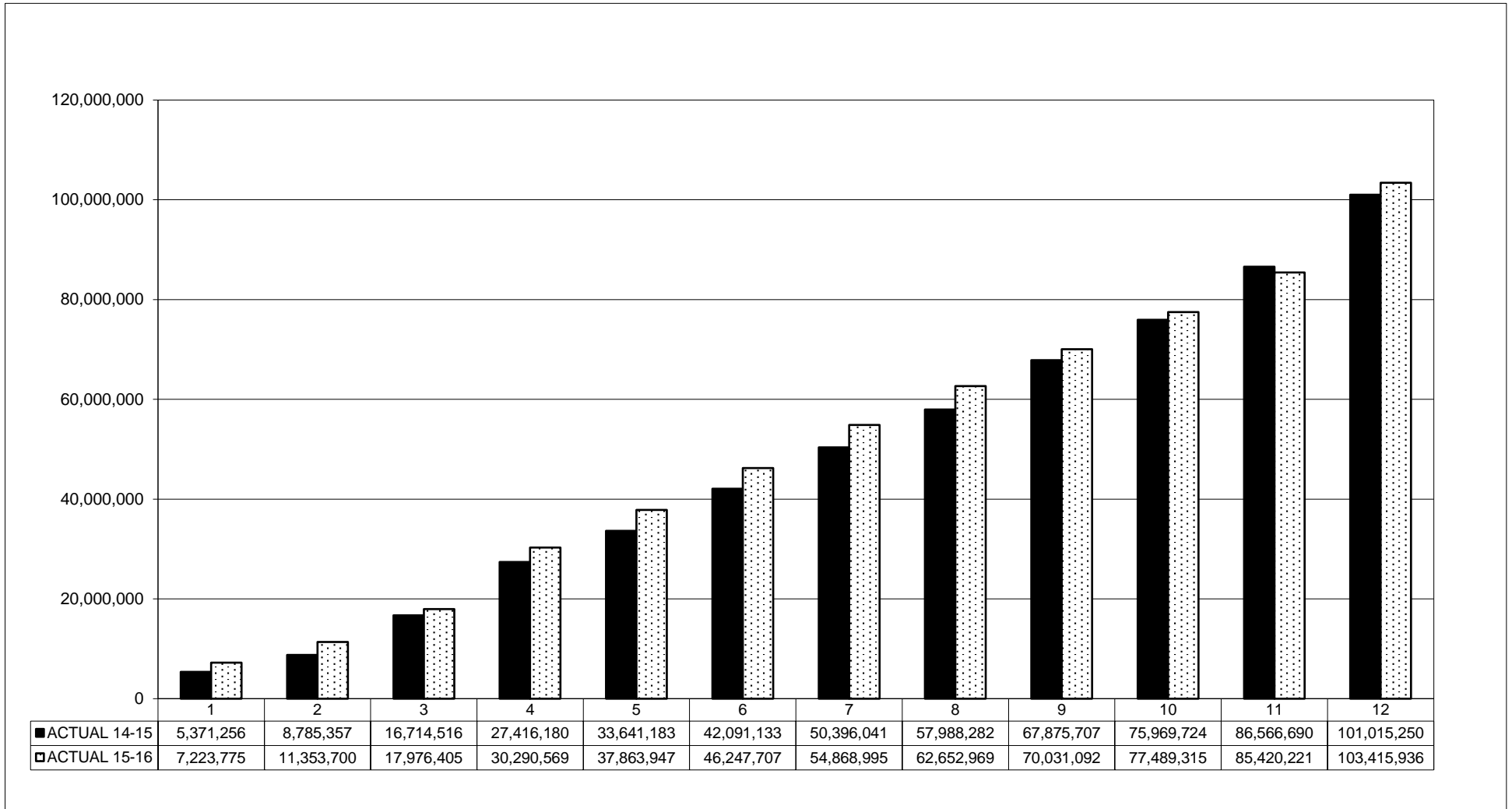
ROSLYN PUBLIC SCHOOLS
CUMULATIVE CASH RECEIPT BY MONTH - GENERAL FUND
STATEMENT OF GENERAL FUND RECEIPTS
JUNE 2016



ROSLYN PUBLIC SCHOOLS
 SUMMARY STATEMENT OF GENERAL FUND ENCUMBRANCES AND DISBURSEMENTS
 JUNE 2016

Description	Original	Appropriation	Current	Monthly	Y-T-D	Y-T-D	Y-T-D Totals to	Unencumbered
	Appropriations	Adjustment	Appropriations	Expenditures	Expenditures	Encumbrances	Current	Balance
	\$	\$	\$	\$	\$	\$	%	\$
General Support Code 1000	12,914,321.00	388,765.28	13,303,086.28	2,027,534.60	12,266,110.71	295,786.67	94.43%	741,188.90
Instruction Code 2000	53,054,341.00	246,304.52	53,300,645.52	8,570,950.24	51,175,401.66	84,748.62	96.17%	2,040,495.24
Pupil Transportation Code 5000	4,761,598.00	(33,508.64)	4,728,089.36	548,600.93	4,130,571.94	10,644.32	87.59%	586,873.10
Recreation Code 7000 to 8000	9,672.00	0.00	9,672.00	1,956.50	8,894.00	0.00	91.96%	778.00
Undistributed Code 9000	33,111,909.00	55,400.40	33,167,309.40	6,846,672.75	35,834,957.36	0.00	108.04%	(2,667,647.96)
TOTAL	103,851,841.00	656,961.56	104,508,802.56	17,995,715.02	103,415,935.67	391,179.61	99.33%	701,687.28

ROSLYN PUBLIC SCHOOLS
 CUMULATIVE EXPENDITURE BY MONTH - GENERAL FUND
 JUNE 2016



MONTHLY COLLATERAL

	<u>CAPITAL ONE</u>	<u>CHASE</u>
GENERAL FUND CHECKING ACCOUNT	3,676,760.12	
GENERAL FUND MERCHANT SERVICES	188,385.80	
GENERAL FUND MONEY MARKET	26,447,790.01	
GENERAL FUND RECOVERY	1,578,971.23	
SCHOOL LUNCH CHECKING	52,925.15	
SPECIAL AID CHECKING		43,478.35
SPECIAL AID CHECKING	32,216.49	
CAPITAL CHECKING	7,389,563.61	
CAPITAL MONEY MARKET	11,750,000.00	
PAYROLL CHECKING	148,487.11	
TRUST AND AGENCY CHECKING	590,093.62	
SCHOLARSHIP CHECKING	203,623.63	
SCHOLARSHIP MONEY MARKET	0.00	
DEBT SERVICE MONEY MARKET	9,678,513.36	
TOTAL CASH - END OF MONTH	<u>\$61,737,330</u>	<u>\$43,478</u>
***LESS FDIC INSURANCE	250,000	250,000
AMOUNT TO BE COLLATERALIZED	<u>\$61,487,330</u>	<u>(\$206,522)</u>
COLLATERAL PERCENTAGE	1.05	1.05
COLLATERAL NEEDED	<u>\$64,561,697</u>	<u>(\$216,848)</u>
COLLATERAL HELD	\$64,678,592	\$0
EXCESS COLLATERAL	\$116,895	\$216,848
	OK	OK

Budgetary Transfer Report

Fiscal Year: 2016

Current Appropriation - Effective From: 07/01/2015 To: 06/30/2016

Effective Date	Trans ID	Transaction Description	Budget Account	Description	Amount Transferred From	Amount Transferred To
Fund: A - GENERAL FUND						
07/15/2015	002168	To replace band uniforms shoes that were discarded last year.				
		A2850-430-08-6500-801 R		CONTRACTED SVCS- M BAND	-1,712.00	
		A2850-445-08-6500-801 R		MARCHING BAND REPAIRS	-1,000.00	
		A2850-450-08-6500-801 R		Marching Band Supplies HS	-176.45	
		A2850-429-08-6500-801 R		UNIFORMS		2,888.45
07/30/2015	002820	East Hills Project Adventure equipment and installation.				
		A1310-200-03-9000-303 R		BUSINESS EQPT	-42.50	
		A2110-200-04-2000-309 R		EQPT EH PHYS ED		42.50
07/30/2015	002821	Middle School Project Adventure equipment and installation.				
		A1310-200-03-9000-303 R		BUSINESS EQPT	-1,725.00	
		A2110-200-09-2000-309 R		EQPT MS PHYS ED		1,725.00
09/25/2015	004916	Scholastic News Payment - We increased the number of 1st Grade classes from 5 to 6 and the price per subscription went up from \$107.76 to \$125.40 per class.				
		A2110-450-06-9000-601 R		TCHG SUPPLIES HTS	-106.27	
		A2110-451-06-1700-601 R		CONSUM WKBS - HTS ELA		106.27
09/25/2015	004917	We had additional membership costs due to joining organizations related to Human Resources				
		A2010-440-03-9000-301 R		CURRIC TRAV CONF WKSHP	-9.00	
		A2010-433-03-9000-301 R		CURRIC MEMB DUE		9.00
09/25/2015	004918	The non-elective deferrals of compensation specified in employment agreements has increased from last year. In addition, terminal payments made to clerical staff which retired last year are charged to the current fiscal year. BOE approved on September 24, 2014 Item B.3.				
		A9060-800-03-9000-303 R		MEDICAL INS ADM	-16,502.13	
		A9080-800-03-9000-303 R		BENEFITS NON CASH ANNUITY		6,164.00
		A9089-160-03-9000-303 R		CLERICAL TERM PAY		10,338.13
09/25/2015	004925	Need to buy asdditional furniture for the Middle School.				
		A2810-230-08-9000-308 R		GUID FURN HS	-800.00	
		A2810-230-09-9000-308 R		GUID FURN MS		800.00
09/28/2015	005164	High School Phys Ed equipment.				
		A2110-200-04-2000-309 R		EQPT EH PHYS ED	-1,000.00	
		A2110-200-08-2000-309 R		EQPT HS PHYS ED		1,000.00
10/07/2015	005458	HHS to differents schools group taking is All County Music.				
		A2110-448-07-9000-701 R		TCHG FIELD TRIPS HH	-360.85	
		A5510-163-03-9000-303 R		TRANS N C SAL SUPLM		360.85
10/07/2015	005459	MID - to different schools group is All County Music.				
		A2110-448-09-9000-901 R		TCHG FIELD TRIPS MS	-2,106.60	
		A5510-163-03-9000-303 R		TRANS N C SAL SUPLM		2,106.60
10/15/2015	005820	EHS - To different schools group is All County Music.				
		A2110-448-04-9000-401 R		TCHG FIELD TRIPS EH	-352.85	
		A5510-163-03-9000-303 R		TRANS N C SAL SUPLM		352.85
10/15/2015	005821	RHS - To different schools group is All County Music.				
		A2850-448-08-6700-801 R		CO-CURR FIELD TRIPS	-2,262.70	
		A5510-163-03-9000-303 R		TRANS N C SAL SUPLM		2,262.70
10/22/2015	006088	Transfer of budgeted Project Adventure funds to satisfy cost of wall and floor pads in lower gym. BOE approved Item B.5.				
		A2110-200-07-2000-309 R		EQPT HH PHYS ED	-8,025.00	
		A2110-200-09-2000-309 R		EQPT MS PHYS ED	-8,025.00	
		A2110-200-08-2000-309 R		EQPT HS PHYS ED		16,050.00
10/22/2015	006089	The original budget anticipated that the Assistant to Kevin Carpenter would be a certified staff member. He is acually a member of the classified servic. This transfer allows him to be paid out of the appropriated budget code. BOE approved on 10-22-2015 Item B.4.				
		A1620-150-03-9000-303 R		ADMIN SAL	-100,000.00	
		A1620-160-03-9000-303 R		OPER CLERICAL SAL		100,000.00
11/04/2015	006362	We had additional membership costs due to joing organizations related to Human Resources that we did not budget for last year.				
		A2010-450-03-9000-301 R		CURRIC SUPPLIES	-137.00	
		A2010-433-03-9000-301 R		CURRIC MEMB DUE		137.00
11/05/2015	006364	To cover cost of English Literacy Alternative Program (ELAP) for one student CoSer 425.429.				

Budgetary Transfer Report

Fiscal Year: 2016

Current Appropriation - Effective From: 07/01/2015 To: 06/30/2016

Effective Date	Trans ID	Transaction Description	Budget Account	Description	Amount Transferred From	Amount Transferred To
			A2110-490-08-5400-308 R	BOCES OCC ED	-7,448.00	
			A2110-490-08-5300-308 R	BOCES ALT ED		7,448.00
11/05/2015	006389	Allocation needed for PD for Syntax - Boces Bill (\$79.11) CoSer (\$670.21) \$1,322.35 Contract PR				
			A2110-490-08-5200-308 R	BOCES TEENAGE PREGNANCY	-2,035.00	
			A1420-490-03-9000-303 R	Legal - BOCES		2,035.00
11/19/2015	007006	Additional Allocation Needed for Summer School - Boces Bill \$58,316.93 CoSer 443.510 BOE Approved on 11/19/2015, Item B2.				
			A2110-490-08-5200-308 R	BOCES TEENAGE PREGNANCY	-13,754.93	
			A2330-490-08-5500-308 R	BOCES SUMMER SCH		13,754.93
11/19/2015	007007	High School Phys Ed Equipment to be purchased in place of East Hills Equipment. BOE approved on 11/19/2015 Item B.6.				
			A2110-200-04-2000-309 R	EQPT EH PHYS ED	-7,417.50	
			A2110-200-08-2000-309 R	EQPT HS PHYS ED		7,417.50
11/20/2015	007018	The non-elective deferral of compensation specitied in employment agreements has increased from las year. BOE Approved on 11/19/2105. Item B.7.				
			A9060-800-03-9000-303 R	MEDICAL INS ADM	-1,500.00	
			A9080-800-03-9000-303 R	BENEFITS NON CASH ANNUITY		1,500.00
12/09/2015	007533	To cover cost iof incineration through Town of North Hempstead through out the rest of the year.				
			A1621-443-03-9000-310 R	MAINT PROF/TECH SVCES	-3,000.00	
			A1620-421-03-9000-310 R	CARTING - DIST		3,000.00
12/10/2015	007559	Cover the tolls for different trips.				
			A2110-448-08-2300-801 R	FIELD TRIP EXP- Social St	-20.00	
			A2110-448-08-9000-801 R	TCHG FIELD TRIPS HS	-20.00	
			A2850-448-08-6700-801 R	CO-CURR FIELD TRIPS	-120.00	
			A5550-430-03-9000-510 R	TRANS PUBLIC SERVICE		160.00
12/10/2015	007561	Presentation on Gay Straight Alliances at Middle School Faculty				
			A2810-430-08-9000-308 R	GUID CONTR HS	-400.00	
			A2810-430-09-9000-308 R	GUID CONTR MS		400.00
12/17/2015	010163	To copver tolls for different trips.				
			A2850-448-08-6700-801 R	CO-CURR FIELD TRIPS	-131.10	
			A5550-430-03-9000-510 R	TRANS PUBLIC SERVICE		131.10
12/17/2015	010164	RHS field rips to different schools groups taking Marching Band. BOE approved on 12/17/15 Item B.2.				
			A2850-430-08-6700-801 R	CO-CURR CONTR HS	-6,965.41	
			A2850-448-08-6500-801 R	FIELD TRIP EXP- M BAND	-4,250.00	
			A5510-163-03-9000-303 R	TRANS N C SAL SUPLM		11,215.41
12/17/2015	010165	Transfer appropriated Funds between budget codes. Since we budget for the purchase of the buses under 5510.210. to make transparant our intentions, but now we have entered into a lease purchase agreement with Chase to finance this purchase over 5 years. BOE approved on 12/17/2015 Item B.3.				
			A5510-210-03-9000-510 R	TRANS BUSES	-89,616.43	
			A9060-800-03-9000-303 R	MEDICAL INS ADM	-4,118.31	
			A9760-700-03-9000-303 R	INTEREST TANS	-4,583.34	
			A9785-600-03-9000-303 R	PRINCIPAL		93,316.15
			A9785-700-03-9000-303 R	INTEREST		5,001.93
12/17/2015	010166	RHS fiel trips to different schools and different groups. BOE approved on 12/17/2015 Item B.4.				
			A2850-448-08-6700-801 R	CO-CURR FIELD TRIPS	-9,939.86	
			A5510-163-03-9000-303 R	TRANS N C SAL SUPLM		9,939.86
01/14/2016	010794	To cover the cost of the trip from RHS to different place. BOE approved on 1/14/16 Item B11.				
			A2850-448-08-6700-801 R	CO-CURR FIELD TRIPS	-4,494.39	
			A5510-163-03-9000-303 R	TRANS N C SAL SUPLM		4,494.39
01/26/2016	011158	Funds needed for Program Supplies.				
			A2110-200-09-3000-901 R	TCHG EQUIP - STEM	-1,500.00	
			A2110-450-09-3000-901 R	TCHG SUPPLIES MS STEM		1,500.00
01/28/2016	011294	The Winthrop Pediatrics contract amount for the 2015-16 SY remained unchanged from 2014-15. However the amount budgeted for 2015-16 was \$1,655.12 less than the contract amount. BOE approved on 1-28-16 Item B.3.				
			A9060-800-03-9000-303 R	MEDICAL INS ADM	-1,655.12	
			A1430-430-03-9000-312 R	PERS CONTR		1,655.12
01/29/2016	011296	Cover the tolls for different trips. BOE approved on 1/28/2016, Item B.7.				
			A2850-448-08-6700-801 R	CO-CURR FIELD TRIPS	-85.50	

Budgetary Transfer Report

Fiscal Year: 2016

Current Appropriation - Effective From: 07/01/2015 To: 06/30/2016

Effective Date	Trans ID	Transaction Description	Budget Account	Description	Amount Transferred From	Amount Transferred To
			A5550-430-03-9000-510 R	TRANS PUBLIC SERVICE		85.50
01/29/2016	011307	Cover the tolls for different trips				
			A2855-448-08-6800-309 R	ATHLETICS ADMISSIONS- HS	-40.00	
			A5550-430-03-9000-510 R	TRANS PUBLIC SERVICE		40.00
01/29/2016	011324	To cover cost of incineration through the Town of North Hempstead through the year.				
			A1620-450-08-9000-310 R	CUST SUPPLY- HS	-9,500.00	
			A1621-450-03-9000-310 R	MAINT SUPPLIES - DIST		9,500.00
02/01/2016	011336	To allow us to purchase a revised and recommended TC reading assessment book pack for grade 2.				
			A2110-459-07-2200-701 R	Classroom Lib Science	-189.62	
			A2110-459-07-1700-701 R	Classroom Lib TC		189.62
02/10/2016	011673	Replenish Funds.				
			A1670-435-03-9000-311 R	POSTAGE DW	-1,200.00	
			A1670-435-06-9000-311 R	POSTAGE HTS		1,200.00
02/10/2016	011677	Insufficient allocation in the contractual code to encumber all spring trips and vendor fees. The code will not likely be overexpended (as not all events will run, or will not run at the maximum level of participation), but there is not enough in the code to encumber all of the purchase orders necessary to cover all scheduled events and avoid having confirming purchase orders.				
			A2330-436-03-5800-304 R	ADULT ED PRINTING	-4,900.00	
			A2330-430-03-5800-304 R	ADULT ED CONTR		4,900.00
02/11/2016	011843	To purchase a carpet (7 1/2 x 10 1/2) for Heights Library				
			A2110-450-06-1800-601 R	SUPPLIES HTS MATH	-500.00	
			A2110-450-06-0900-601 R	SUPPLIES HTS KG		500.00
02/23/2016	011886	Cover the tolls for different trips.				
			A2855-430-08-6800-309 R	INTER-SCH CONTR HS	-60.00	
			A5550-430-03-9000-510 R	TRANS PUBLIC SERVICE		60.00
03/04/2016	012247	For registration Document to be translated into spanish and for translation service for CSEMeetings				
			A2250-490-03-9000-307 R	SP ED BOCES	-3,000.00	
			A2250-490-03-4700-307 R	Testing - Bi-Lingual		3,000.00
03/10/2016	012511	To cover the tolls for different trips. BOE approved 3-10-2016 Item B.2.				
			A2850-448-08-6700-801 R	CO-CURR FIELD TRIPS	-45.54	
			A5550-430-03-9000-510 R	TRANS PUBLIC SERVICE		45.54
03/11/2016	012512	To cover the cost of the repair for buses.				
			A5510-458-03-9000-510 R	Trans Tires & Lubricants	-9,000.00	
			A5510-456-03-9000-510 R	Trans Automotive Parts		9,000.00
03/10/2016	012513	To fund BOCES trips & Conferences. BOE approved on 3-10-2016 Item B.3.				
			A2110-448-09-9000-901 R	TCHG FIELD TRIPS MS	-9,000.00	
			A2110-490-09-9000-901 R	BOCES TRIPS & CONFERENCES		9,000.00
03/16/2016	012636	Fee for Frank Bruni to speak at Temple Sinai on April 12, 2016. This is the total fee. We are splitting the cost with the East Williston School District. They will reimburse the district \$1,750.00				
			A2070-430-03-9000-301 R	CONTR SVCES PROF DEVEL	-3,500.00	
			A1480-430-03-9000-304 R	COMM RELATIONS CONTR		3,500.00
03/21/2016	012705	The two psychologists have more site visits to do and there are not enough funds .				
			A2250-450-03-9000-307 R	SP ED SUPPLIES DW	-225.00	
			A2250-440-03-9000-307 R	SP ED TRAV CONF WKSH		225.00
03/21/2016	012710	We need to encumber the funds to pay for the TC Summer Institutes for 3 staff members.				
			A1240-440-03-9000-302 R	SUPT TRAV CONF WKSH	-2,475.00	
			A2010-440-03-9000-301 R	CURRIC TRAV CONF WKSH		2,475.00
03/31/2016	012946	Cover the tolls for different trips. BOE approved on 3/31/2016, Item B.3				
			A2850-448-08-6700-801 R	CO-CURR FIELD TRIPS	-123.83	
			A5550-430-03-9000-510 R	TRANS PUBLIC SERVICE		123.83
04/07/2016	013229	To cover the cost of the repair for the school buses. BOE approved on 4-7-2016, Item B.3.				
			A5510-454-03-9000-510 R	Trans Fuel	-35,000.00	
			A5510-456-03-9000-510 R	Trans Automotive Parts		35,000.00
04/13/2016	013348	To cover the cost of incineration through Town of North Hempstead through the rest of the year, and to cover costs for clean up during the beginning of the Bus Garage construction.				
			A1621-446-08-9000-310 R	MAINT-BUILDING-HS	-5,000.00	
			A1620-421-03-9000-310 R	CARTING - DIST		5,000.00

Budgetary Transfer Report

Fiscal Year: 2016

Current Appropriation - Effective From: 07/01/2015 To: 06/30/2016

Effective Date	Trans ID	Transaction Description	Budget Account	Description	Amount Transferred From	Amount Transferred To
04/18/2016	013409	AED/CPR replacement equipment and supplies.				
			A2855-429-08-6800-309 R	INTER-SCH UNIFORMS HS	-2,500.00	
			A2855-450-09-6800-309 R	INTER-SCH SUPPLIES MS		2,500.00
04/19/2016	013610	Additional Funds Required for Life Insurance and Workers Compensation. BOE approved on 4-19-2016 Item B.3				
			A9020-800-03-9000-303 R	TCHR RET SYSTEM	-100,000.00	
			A9040-800-03-9000-303 R	WORKERS COMPENSATION		94,600.00
			A9045-800-03-9000-303 R	LIFE INS ADM		5,400.00
04/19/2016	013612	Websight redevelopment solution & training. BOE approved ib 4-19-2016 Item B.2.				
			A2110-120-09-2200-303 R	TCHR SAL MS SCIENCE	-41,000.00	
			A2630-490-03-9000-311 R	BOCES COMP SVCES DW		41,000.00
04/21/2016	013613	To purchase supplies				
			A1670-435-04-9000-311 R	POSTAGE EH	-2,000.00	
			A1670-435-08-9000-311 R	POSTAGE HS	-5,000.00	
			A1670-435-09-9000-311 R	POSTAGE MS	-2,000.00	
			A1680-450-03-9000-311 R	SUPVSN SUPPLIES C C		9,000.00
04/21/2016	013614	Increase needed for home instruction				
			A2810-440-08-9000-308 R	GUID TRAV CONF WKSHP	-5,000.00	
			A2810-474-08-9000-308 R	Contract Home Instruction		5,000.00
05/05/2016	013831	We need to increase the money in our field trip code to cover the cost of travel for the Forensics students who qualified for the Grand National Tournament in Sacramento CA wich was BOE Item C&I.3 on 4-19-16. This transfer was BOE approved on 5-5-16 Item B.2.				
			A2850-450-08-6700-801 R	CO-CURR SUPPLIES HS	-7,927.15	
			A2850-448-08-6700-801 R	CO-CURR FIELD TRIPS		7,927.15
05/05/2016	013832	To cover costs of incineration through Town of North Hempstead through out the rest of the year, and to cover for clean up durring the beginning of the Bus Garage construction. BOE approved on 5/5/16 Item B.3.				
			A1620-430-03-9000-310 R	CONT SVCES - SECURITY	-3,000.00	
			A1620-421-03-9000-310 R	CARTING - DIST		3,000.00
05/05/2016	013833	To cover cost of woodland clean up on Roslyn Road and Harbor Hill. BOE approved 5-5-16 Item B.4.				
			A9020-800-03-9000-303 R	TCHR RET SYSTEM	-20,000.00	
			A1621-430-03-9000-310 R	MAINT CONT SVCES - DIST		20,000.00
05/06/2016	013904	To cover the cost of woodland clean up on Roslyn Road & Harbor Hill Road.				
			A1621-429-03-9000-310 R	MAINT UNIFORMS	-5,000.00	
			A1621-446-04-9000-310 R	MAINT-BUILDING-EAST HILLS	-3,000.00	
			A1620-450-03-9000-310 R	CUST SUPP - DIST		8,000.00
05/10/2016	014066	To purchase cafeteria tables.				
			A2110-230-09-1000-901 R	FURNITURE- ART	-3,120.00	
			A1620-230-09-9000-901 R	FURNITURE MS		3,120.00
05/16/2016	014179	We need to purchase additional library books for the heights library.				
			A2110-448-06-9000-601 R	TCHG FIELD TRIPS HTS	-450.00	
			A2610-459-06-9000-601 R	LIB BOOKS HTS		450.00
05/17/2016	014279	Higher than anticipated need for contract services for home instruction. BOE approved 5/17/2016 Item B.4.				
			A2810-131-03-9000-308 R	Secondary Home Instructor	-5,000.00	
			A2810-474-08-9000-308 R	Contract Home Instruction		5,000.00
05/17/2016	014280	Cover the cost of the trip from RHS to different places. BOE approved 5/17/2016 Item B.6				
			A2850-448-08-6700-801 R	CO-CURR FIELD TRIPS	-12,307.75	
			A5510-163-03-9000-303 R	TRANS N C SAL SUPLM		12,307.75
05/17/2016	014281	Cover the Tolls for different trips. BOE Approved 5/17/2016 Item B.7.				
			A2850-448-08-6700-801 R	CO-CURR FIELD TRIPS	-120.00	
			A5550-430-03-9000-510 R	TRANS PUBLIC SERVICE		120.00
05/17/2016	014288	/istrict wide toner, ink, and paper. BOE approved 5/17/2016 Item B.8.				
			A2020-450-08-9000-801 R	SUPVSN SUPPLIES HS	-2,000.00	
			A2110-450-08-1200-801 R	SUPPLIES HS ENGLISH	-1,000.00	
			A2110-450-08-1800-801 R	TCHG SUP HS MATH	-1,000.00	
			A2110-450-08-2200-801 R	TCHG SUP HS SCIENCE	-2,500.00	
			A2110-450-08-2300-801 R	TCHG SUP HS SOCIAL STUDI	-900.00	
			A2110-450-08-2600-801 R	TCHG SUPPLIES - WRLD LAN	-750.00	

Budgetary Transfer Report

Fiscal Year: 2016

Current Appropriation - Effective From: 07/01/2015 To: 06/30/2016

Effective Date	Trans ID	Transaction Description	Budget Account	Description	Amount Transferred From	Amount Transferred To
			A2110-450-08-2800-801 R	MATLS & SUPPLIES AP	-2,000.00	
			A2110-450-08-3000-801 R	TCHG SUPPLIES HS STEM	-2,000.00	
			A2850-450-08-6500-801 R	Marching Band Supplies HS	-2,000.00	
			A2630-450-03-1100-311 R	COMP SUPPLIES DW		14,150.00
05/17/2016	014291	To fund shortage in outdoor trip codes. BOE approved 5/17/2016 Item B.14				
			A2110-448-09-9000-901 R	TCHG FIELD TRIPS MS	-6,823.00	
			A2110-490-09-9000-901 R	BOCES TRIPS & CONFERENCES		6,823.00
05/17/2016	014319	Overtime incurred by purchasing department in excess of original appropriation. BOE approved 5/17/2016 Item B.3.				
			A1311-161-03-9000-303 R	ACCTG NON-INST SUPP	-2,000.00	
			A1345-161-03-9000-303 R	PURCH OFC SUPLM		2,000.00
05/17/2016	014320	Hiring Nabil Botros - salary coded imptoperly in budget document, paid properly through payroll. BOE approved 5/17/2016 Item B.3.				
			A1620-162-08-9000-303 R	OPER SAL- HS	-100,000.00	
			A1621-162-03-9000-303 R	MAINT SAL- DW		100,000.00
05/17/2016	014321	Overtime incurred by non-instructional staff for new responsibilities in personnel. BOE approved 5/17/2016 Item B.3.				
			A2010-150-03-9000-303 R	CURRIC ADMIN	-8,000.00	
			A2010-161-03-9000-303 R	CURRICULUM- SUPLM		8,000.00
05/17/2016	014324	BOE approved 5/17/2016 Item B.3. Transfer of instructional staff resulted in more salaries in Kindergarten compared to grades 1-5.				
			A2110-120-04-9000-303 R	TCHR SAL EH	-7,000.00	
			A2110-110-06-0900-303 R	TCHR SAL- KG		7,000.00
05/17/2016	014327	BOE approved 5/17/2016 Item B.3. We are budgeting for subsitutes bt building so we can use the voucher system to pay them.				
			A2110-140-06-9000-303 R	TCHG SAL SUBS HTS	-10,000.00	
			A2110-149-06-9000-303 R	TCHG ASST SUBS HTS		10,000.00
05/17/2016	014328	BOE approved 5/17/2016 Item B.3. Larger than anticipated utilization of paraprofessionals for after school supervision.				
			A2250-159-03-5900-307 R	TCHR ASST SAL SUMMER	-10,000.00	
			A2250-167-03-9000-303 R	PARAS SAL SUPLM		10,000.00
05/17/2016	014329	BOE approved 5/17/2016 Item B.3. Larger than anticipated utilization of paraprofessionals for summer program.				
			A2330-153-03-5900-301 R	TCH SAL SUMM PROG	-35,000.00	
			A2330-167-03-5900-301 R	PARA SAL SUMM PROG		35,000.00
05/17/2016	014330	BOE approved 5/17/2016 Item B.3. Salary coded improperly in budget document, paid properly through payroll.				
			A2610-158-09-9000-303 R	TCHR ASST SAL	-25,000.00	
			A2610-166-08-9000-303 R	PARAS SAL HS		25,000.00
05/17/2016	014331	BOE approved 5/17/2016 Item B.3. Larger than anticipated salary for library aide at HS				
			A2110-138-09-9000-303 R	Tchg Asst Secondary	-10,000.00	
			A2610-166-08-9000-303 R	PARAS SAL HS		10,000.00
05/17/2016	014332	BOE approved 5/17/2016 Item B.3. Salary coded improperly in budget document, paid properly through payroll.				
			A1680-161-03-9000-303 R	NON INS COMPUTER- SUPLM	-5,000.00	
			A2630-159-03-9000-303 R	TCHR ASST SAL SUPLM		5,000.00
05/17/2016	014333	BOE approved 5/17/2016 Item B.3. Larger than anticipated salary for social worker at HS due to reassignments				
			A2110-131-03-9000-303 R	TCHR SAL- SEC ADD'L	-500.00	
			A2825-152-08-9000-303 R	SOC WORKERS CERT		500.00
05/17/2016	014334	BOE approved 5/17/2016 Item B.3. Larger than anticipated salary for social worker at MS due to reassignments				
			A2110-131-03-9000-303 R	TCHR SAL- SEC ADD'L	-500.00	
			A2825-152-09-9000-303 R	SOC WORKERS CERT		500.00
05/17/2016	014335	BOE approved 5/17/2016 Item B.3. Earlier tahn anticipated resignations for the purpose of Retirement.				
			A2020-160-04-9000-303 R	CLERICAL SAL- EH	-25,000.00	
			A9089-160-03-9000-303 R	CLERICAL TERM PAY		25,000.00
05/19/2016	014358	The cost for lunch and snacks for the Chinese students was more than anticipated.				
			A2810-440-08-9000-308 R	GUID TRAV CONF WKSHP	-1,500.00	
			A2810-450-08-9000-308 R	GUID MAT/SUPPLIES HS		1,500.00
05/26/2016	014679	To Purchase supplies				
			A1620-427-03-9000-311 R	OPER TELEPHONE- B&G	-2,323.54	
			A1670-450-07-9000-311 R	PRINTING SUPPLIES HH		2,323.54

Budgetary Transfer Report

Fiscal Year: 2016

Current Appropriation - Effective From: 07/01/2015 To: 06/30/2016

Effective Date	Trans ID	Transaction Description	Budget Account	Description	Amount Transferred From	Amount Transferred To
05/27/2016	014702	Heights needs to purchase Ellison Cutting Pads & see & store pouches for students & large sizes book pouches.	A2020-440-06-9000-601 R	SUPVSN TRAV CONF WKSHP	-400.00	
			A2110-440-06-9000-601 R	TCHG TRAV CONF WKSHP	-400.00	
			A2110-448-06-9000-601 R	TCHG FIELD TRIPS HTS	-200.00	
			A2020-450-06-9000-601 R	SUPVSN OFFICE SUPP HTS		1,000.00
05/27/2016	014704	To Purchase Cafeteria Table from Proper Budget Code.	A2110-200-09-1000-901 R	TCHG EQPT MS ART	-1,439.20	
			A1620-200-09-9000-901 R	EQUIPMENT MS		1,439.20
06/08/2016	014884	To cover the cost for the repair for the buses	A5530-423-03-9000-510 R	GARAGE OIL - HEATING PLAN	-6,000.00	
			A5510-422-03-9000-510 R	Trans Repairs to Buses		6,000.00
06/14/2016	015089	Transfer appropriated funds between budget codes for funds needed for the additional members for the 2015-16 SY	A9060-800-03-9000-303 R	MEDICAL INS ADM	-10,650.00	
			A9075-800-03-9000-303 R	Union Welfare Trust Benef		10,650.00
06/17/2016	015149	To increase encumbrance on PO A16-01481 to Foundations OT , to cover bills for the remainder of the school year. Additionally, to cover costs of prior year districts of location invoices for Great Neck Schools. *Great Neck to send fully executed contracts after their June 1, 2016 BOE meeting. BOE approved 6/16/2016 Item B.8.	A1420-442-03-4700-307 R	LEGAL SVCES - SPED & PPS	-30,000.00	
			A2250-472-03-9000-307 R	PRIVATE SCH TUITION	-70,000.00	
			A2250-430-03-9000-307 R	SP ED CONTRACT SVCES		100,000.00
06/17/2016	015150	North Shore CSD has billed us for several students who for several years have lived in our school district on properties that are partially in North Shore and who have chosen to attend North Shore schools. The final bills reflect credits that we discovered several years ago that Roslyn was owed by North Shore for overbillings. BOE approved on 6/16/2016 Item B.9.	A9020-800-03-9000-303 R	TCHR RET SYSTEM	-65,000.00	
			A1930-430-03-9000-303 R	JUDGMENTS AND CLAIMS		65,000.00
06/17/2016	015151	To address comments of Auditors. BOE approved on 6/16/2016 Item B.10.	A2110-120-04-2100-303 R	TCHR SAL EH READING	-41,323.00	
			A2110-120-04-4400-303 R	TCHG SAL PSEN/ AIS	-135,193.00	
			A2010-450-03-9000-301 R	CURRIC SUPPLIES		31,295.38
			A2010-450-03-9000-301 R	CURRIC SUPPLIES		14,292.47
			A2070-430-03-9000-301 R	CONTR SVCES PROF DEVEL		130,928.15
06/17/2016	015152	To pay Boces special Ed Services for May & June. BOE approved 6/16/2016, Item B.11.	A2110-490-08-5400-308 R	BOCES OCC ED	-80,000.00	
			A2250-490-03-9000-307 R	SP ED BOCES		80,000.00
06/17/2016	015153	We need to transfer money into Co-Curricular fiel trip code and our Chap/Marching Band code, so as not to exceed the appropriations given to us by the Board of Education. BOE approved on 6/16/2016 Item B.12.	A2020-440-08-9000-801 R	SUPVN TRAV CONF WKSHP	-5,840.94	
			A2850-450-08-6500-801 R	Marching Band Supplies HS	-854.71	
			A2850-450-08-6700-801 R	CO-CURR SUPPLIES HS	-1,840.03	
			A2850-157-08-6500-801 R	CHAP/SUPV MARCHING BAND		1,409.80
			A2850-448-08-6700-801 R	CO-CURR FIELD TRIPS		7,125.88
06/29/2016	015478	To purchase floor wax, cleaner and stripper so that the staff may start working on the school floors as soon as school is out. BOE approved on 6/28/2016 Item B.3.	A1621-446-08-9000-310 R	MAINT-BUILDING-HS	-9,000.00	
			A1621-450-03-9000-310 R	MAINT SUPPLIES - DIST		9,000.00
06/29/2016	015479	To cover the tolls for different trips. BOE approved on 6/28/2016 Item B.4	A2850-448-08-6700-801 R	CO-CURR FIELD TRIPS	-201.85	
			A5550-430-03-9000-510 R	TRANS PUBLIC SERVICE		201.85
06/29/2016	015480	Transfer appropriated funds between budget codes, for funds needed for the the additional members fo the 2015-16 SY. BOE approved on 6/28/2016 Item B.5	A9060-800-03-9000-303 R	MEDICAL INS ADM	-10,650.00	
			A9075-800-03-9000-303 R	Union Welfare Trust Benef		10,650.00
06/29/2016	015481	Original transfer B.12 on 6/17/2016 was a clerical error. BOE approved on 6/28/2016 Item B.6	A2010-450-03-9000-301 R	CURRIC SUPPLIES	-14,292.47	
			A2110-480-03-9000-301 R	NEW TEXTBK SERIES		14,292.47
06/29/2016	015482	Due to Increase in Student Attendance. BOE approved on 6/28/2016 Item B.7				

Budgetary Transfer Report

Fiscal Year: 2016

Current Appropriation - Effective From: 07/01/2015 To: 06/30/2016

Effective Date	Trans ID	Transaction Description	Budget Account	Description	Amount Transferred From	Amount Transferred To
			A2010-450-03-9000-301 R	CURRIC SUPPLIES	-2,000.00	
			A2330-450-03-5900-301 R	MATLS & SUPP SUMM PROG		2,000.00
06/30/2016	015819	Ran out of money from the Pre K Grant				
			A2110-450-04-9000-401 R	TCHG CL SUP EH	-2,611.91	
			A2110-450-06-0800-601 R	SUPPLIES HTS PRE-K		2,611.91
06/30/2016	016192	To recode appropriations in accordance with ST-3 requirements and request of the external auditors. BOE approved on 8/23/2016 Item B.14.				
			A1680-160-03-9000-303 R	COMPUTER TECHNICIANS	-8,333.33	
			A9010-800-03-9000-303 R	EMPL RET SYSTEM	-52,065.16	
			A2630-160-03-9000-303 R	COMPUTER TECHNICIANS		8,333.33
			A9089-160-03-9000-303 R	CLERICAL TERM PAY		52,065.16
			Total for Fund A - GENERAL FUND		-1,419,674.27	1,419,674.27
Fund: C - SCHOOL LUNCH FUND						
01/22/2016	010991	Funds needed for PO1600007 Jerry Shulman Produce direct diversion commodities.				
			C2860-526-03 R	Milk - School Lunch Progr	-2,500.00	
			C2860-430-03 R	Contractual and Other		2,500.00
03/23/2016	012799	Present and future invoices.				
			C2860-526-03 R	Milk - School Lunch Progr	-2,500.00	
			C2860-522-03 R	Drinks - School Lunch Pro		2,500.00
03/23/2016	012800	Present and future invoices.				
			C2860-529-03 R	Paper Products/Supplies	-2,500.00	
			C2860-430-03 R	Contractual and Other		2,500.00
05/27/2016	014703	To adjust Appropriations to reflect Expenditures.				
			C2860-522-03 R	Drinks - School Lunch Pro	-7,500.00	
			C2860-527-03 R	Produce - School Lunch Pr		1,000.00
			C2860-528-03 R	Snacks - School Lunch Pro		6,500.00
			Total for Fund C - SCHOOL LUNCH FUND		-15,000.00	15,000.00
Fund: F - SPECIAL AID FUND						
04/08/2016	013266	Fee for professional development services for two in-service courses - Kristen DeFranco				
			F2110-450-1682 R	SUPPLIES	-320.00	
			F2110-447-1682 R	Consultants		320.00
05/26/2016	014677	Funds approved for transfer by SED				
			F2110-447-1682 R	Consultants	-320.00	
			F2110-150-1682 R	INSTRUCTIONAL SALARIES		160.00
			F2110-450-1682 R	SUPPLIES		160.00
05/26/2016	014678	Funds approved for transfer by SED				
			F2110-150-1682 R	INSTRUCTIONAL SALARIES	-3,200.00	
			F2110-424-1682 R	TRAVEL	-271.00	
			F2110-447-1682 R	Consultants		3,320.00
			F2110-450-1682 R	SUPPLIES		151.00
06/08/2016	014882	After paying all consultant fees, there is \$100.00 left in the Consultant Code. We would like to buy some additional supplies for the Teacher Center.				
			F2110-447-1682 R	Consultants	-100.00	
			F2110-450-1682 R	SUPPLIES		100.00
06/17/2016	015148	Funds approved for transfer by SED - To provide additional Professional Development. BOE approved on 6/16/2016 Item B.7				
			F2110-450-1611 R	SUPPLIES	-27,174.00	
			F2110-447-1611 R	Consultants		27,174.00
06/30/2016	015558	There is \$100.00 left in the Consultant Code, Additional books for the Teacher Center are needed.				
			F2110-447-1682 R	Consultants	-100.00	
			F2110-450-1682 R	SUPPLIES		100.00
			Total for Fund F - SPECIAL AID FUND		-31,485.00	31,485.00
Fund: H - CAPITAL FUND						
08/26/2015	003654	To pay Architect fees & reimbursable expenses				
			H1620-296-08-1408 R	Elec & Fire HS 2-040	-2,500.00	
			H2110-245-08-1408 R	Arch HS 2-040		2,500.00

Budgetary Transfer Report

Fiscal Year: 2016

Current Appropriation - Effective From: 07/01/2015 To: 06/30/2016

Effective Date	Trans ID	Transaction Description	Budget Account	Description	Amount Transferred From	Amount Transferred To
08/26/2015	003655	To pay for Architect fees on EH site & fields including VHB reimbursables.				
			H2110-201-04-1504 R	Const. Management Fees	-12,000.00	
			H2110-245-04-1504 R	Architect and Design Fees		12,000.00
08/26/2015	003656	To pay for soil boring and other testing required with the demolition of the old bus garage at the HS site.				
			H1620-000-03-1598 R	Unalloc Budget 14/15	-12,000.00	
			H2110-246-03-1501 R	Cont and Other Engineerin		12,000.00
09/25/2015	004919	Additional Services provided by Park East Construction for Sigma's work on districtwide toilet projects. BOE approved on September 24, 2015, Item B2.				
			H2110-246-07-1228 R	HH Toilets PH-3 OIC	-1,100.00	
			H2110-201-04-1225 R	EH Toilets PH-3 Const. Ma		1,100.00
09/25/2015	004920	Additional Services provided by Park East Construction for Sigma's work on districtwide toilet projects. BOE approved on September 24, 2015, Item B2.				
			H2110-246-07-1228 R	HH Toilets PH-3 OIC	-1,100.00	
			H2110-201-06-1226 R	HTS Toilets PH-3 Const. M		1,100.00
09/25/2015	004921	Additional Services provided by Park East Construction for Sigma's work on districtwide toilet projects. BOE approved on September 24, 2015, Item B2.				
			H2110-246-07-1228 R	HH Toilets PH-3 OIC	-1,100.00	
			H2110-201-07-1228 R	HH Toilets PH-3 Const. M		1,100.00
09/25/2015	004922	Additional Services provided by Park East Construction for Sigma's work on districtwide toilet projects. BOE approved on September 24, 2015, Item B2.				
			H2110-246-07-1228 R	HH Toilets PH-3 OIC	-1,100.00	
			H2110-201-08-1302 R	HS Toilet Phase 3 CM		1,100.00
09/25/2015	004923	Additional Services provided by Park East Construction for Sigma's work on districtwide toilet projects. BOE approved on September 24, 2015, Item B2.				
			H2110-246-07-1228 R	HH Toilets PH-3 OIC	-1,100.00	
			H2110-201-09-1227 R	MS Toilets PH-3 Const. M		1,100.00
09/25/2015	004924	To pay for Architectural Sevices Rendered. BOE approved on September 24, 2015, Item B2.				
			H1620-297-06-1407 R	Site HTS 7-023	-500.00	
			H2110-245-06-1407 R	Arch HTS 7-023		500.00
10/22/2015	006083	To pay balance for the Contractor Services. BOE approved on 10-22-2015 Item B.3.				
			H1620-294-04-1215 R	EH Code Compliance HVAC	-1,300.00	
			H1620-294-06-1216 R	HTS Code Compliance HVAC		1,300.00
10/22/2015	006084	For additional services for Baruti Construction. BOE Approved on 10-22-2015 Item B.3.				
			H1620-293-04-1405 R	GC EH 1-024	-3,600.00	
			H2110-201-04-1405 R	CM EH 1-024		3,600.00
10/22/2015	006085	For additional services for Baruti Construction. BOE Approved on 10-22-2015 Item B.3.				
			H1620-297-06-1407 R	Site HTS 7-023	-2,800.00	
			H2110-201-06-1407 R	CM HTS 7-023		2,800.00
10/22/2015	006086	For Consultant fees on High School Steam Leak repairs. BOE Approved on 10-22-2015 Item B.3.				
			H2110-201-08-1508 R	Const. Management Fees	-6,500.00	
			H2110-245-08-1508 R	Architect and Design Fees		6,500.00
10/22/2015	006087	For additional services for HS HVAC study. BOE Approved on 10-22-2015 Item B.3.				
			H1620-296-08-1408 R	Elec & Fire HS 2-040	-6,500.00	
			H2110-245-08-1408 R	Arch HS 2-040		6,500.00
01/28/2016	011295	To pay for additional services Architect fees on HS steam leak to be incorporated into the Bond Project. BOE approved on 1/28/2016 Item # B.1.				
			H2110-246-08-1508 R	Cont and Other Engineerin	-14,000.00	
			H2110-245-08-1508 R	Architect and Design Fees		14,000.00
02/11/2016	011815	To Pay for additional services. Architect fees on EH site and field work to be incorporated into the bond project. BOE approved on 2/11/2016. Item B.2.				
			H1620-000-03-1598 R	Unalloc Budget 14/15	-15,000.00	
			H2110-245-04-1504 R	Architect and Design Fees		15,000.00
05/05/2016	013830	Adjustment necessary to reflect proper fiscal year source of funds.				
			H1620-293-09-1301 R	MS Toilet Phase 3 GC	-1,100.00	
			H1620-296-09-1227 R	MS Toilets PH-3 Electrical		1,100.00
05/17/2016	014359	BOE Approved 5/17/2016 Item B.2. To allocated funds for the prime contracts associated with the projects approved as part of the 2014 Bond.				
			H1620-000-03-1696 R	Avail Bond Proceeds	-2,484,350.00	
			H1620-293-04-1604 R	GC EH 1-025 Bond Project		2,484,350.00

Budgetary Transfer Report

Fiscal Year: 2016

Current Appropriation - Effective From: 07/01/2015 To: 06/30/2016

Effective Date	Trans ID	Transaction Description	Budget Account	Description	Amount Transferred From	Amount Transferred To
05/17/2016	014360	BOE Approved 5/17/2016 Item B.2. To allocated funds for the prime contracts associated with the projects approved as part of the 2014 Bond.				
			H1620-000-03-1696 R	Avail Bond Proceeds	-572,000.00	
			H1620-294-04-1604 R	EH HVAC 1-025 Bond Proje		572,000.00
05/17/2016	014361	BOE Approved 5/17/2016 Item B.2. To allocated funds for the prime contracts associated with the projects approved as part of the 2014 Bond.				
			H1620-000-03-1696 R	Avail Bond Proceeds	-44,579.00	
			H1620-295-04-1604 R	EH Plumbing 1-025 Bond Pr		44,579.00
05/17/2016	014362	BOE Approved 5/17/2016 Item B.2. To allocated funds for the prime contracts associated with the projects approved as part of the 2014 Bond.				
			H1620-000-03-1696 R	Avail Bond Proceeds	-526,257.00	
			H1620-296-04-1604 R	HTS Electric1-025 Bond Pr		526,257.00
05/17/2016	014363	BOE Approved 5/17/2016 Item B.2. To allocated funds for the prime contracts associated with the projects approved as part of the 2014 Bond.				
			H1620-000-03-1696 R	Avail Bond Proceeds	-783,800.00	
			H1620-293-09-1609 R	MS GC 6-031 Bond Project		783,800.00
05/17/2016	014364	BOE Approved 5/17/2016 Item B.2. To allocated funds for the prime contracts associated with the projects approved as part of the 2014 Bond.				
			H1620-000-03-1696 R	Avail Bond Proceeds	-331,000.00	
			H1620-294-09-1609 R	MS HVAC 6-031 Bond Projj		331,000.00
05/17/2016	014365	BOE Approved 5/17/2016 Item B.2. To allocated funds for the prime contracts associated with the projects approved as part of the 2014 Bond.				
			H1620-000-03-1696 R	Avail Bond Proceeds	-38,423.00	
			H1620-295-09-1609 R	MS Plumbing 6-031 Bond Pr		38,423.00
05/17/2016	014366	BOE Approved 5/17/2016 Item B.2. To allocated funds for the prime contracts associated with the projects approved as part of the 2014 Bond.				
			H1620-000-03-1696 R	Avail Bond Proceeds	-169,353.00	
			H1620-296-09-1609 R	MS Electric 6-031 Bond Pr		169,353.00
05/17/2016	014367	BOE Approved 5/17/2016 Item B.2. To allocated funds for the prime contracts associated with the projects approved as part of the 2014 Bond.				
			H1620-000-03-1696 R	Avail Bond Proceeds	-1,928,100.00	
			H1620-293-03-1602 R	GC BUS 5-021-001 Bond Pr		1,928,100.00
05/17/2016	014368	BOE Approved 5/17/2016 Item B.2. To allocated funds for the prime contracts associated with the projects approved as part of the 2014 Bond.				
			H1620-000-03-1696 R	Avail Bond Proceeds	-206,000.00	
			H1620-294-03-1602 R	Bus HVAC 05-021-001 Bond		206,000.00
05/17/2016	014369	BOE Approved 5/17/2016 Item B.2. To allocated funds for the prime contracts associated with the projects approved as part of the 2014 Bond.				
			H1620-000-03-1696 R	Avail Bond Proceeds	-267,342.00	
			H1620-295-03-1602 R	Bus Plumbing 5-021-001 Bo		267,342.00
05/17/2016	014370	BOE Approved 5/17/2016 Item B.2. To allocated funds for the prime contracts associated with the projects approved as part of the 2014 Bond.				
			H1620-000-03-1696 R	Avail Bond Proceeds	-233,019.00	
			H1620-296-03-1602 R	Bus Electric 5-021-Bond		233,019.00
05/17/2016	014371	BOE Approved 5/17/2016 Item B.2. To allocated funds for additional costs associated with the management of the project including moving materials and storage containers.				
			H1620-000-03-1597 R	Avail Funds from 13/14	-35,000.00	
			H2110-201-04-1504 R	Const. Management Fees		35,000.00
05/17/2016	014372	BOE Approved 5/17/2016 Item B.2. To allocated funds for additional costs associated with the management of the project including testing and engineering.				
			H1620-000-03-1597 R	Avail Funds from 13/14	-25,000.00	
			H2110-246-04-1504 R	Cont and Other Engineerin		25,000.00
05/17/2016	014373	BOE Approved 5/17/2016 Item B.2. Additional Architectural Services and Reimbursable expenses need for demo of bus garage.				
			H1620-000-03-1597 R	Avail Funds from 13/14	-10,000.00	
			H2110-245-03-1501 R	Architect and Design Fees		10,000.00
05/17/2016	014374	BOE Approved 5/17/2016 Item B.2. Additional Architectural Services and Reimbursable expenses need for demo of bus garage.				
			H1620-000-03-1597 R	Avail Funds from 13/14	-40,000.00	
			H2110-245-03-1502 R	Architect and Design Fees		40,000.00

Budgetary Transfer Report

Fiscal Year: 2016

Current Appropriation - Effective From: 07/01/2015 To: 06/30/2016

Effective Date	Trans ID	Transaction Description	Budget Account	Description	Amount Transferred From	Amount Transferred To
05/17/2016	014375	BOE Approved 5/17/2016 Item B.2. Additional Architectural Services and Reimbursable expenses need for demo of bus garage.				
			H1620-000-03-1597 R	Avail Funds from 13/14	-70,000.00	
			H2110-245-04-1504 R	Architect and Design Fees		70,000.00
05/17/2016	014376	BOE Approved 5/17/2016 Item B.2. Additional Architectural Services and Reimbursable expenses need for demo of bus garage.				
			H1620-000-03-1597 R	Avail Funds from 13/14	-5,000.00	
			H2110-245-09-1509 R	Architect and Design Fees		5,000.00
05/17/2016	014377	To correct the clerical error recording Budget Transfer # 014372 Record a transfer of 25,000 when it should have been 20,000.				
		BOE Approved 5/17/2016 Item B.2. To allocated funds for additional costs associated with the management of the project including testing and engineering.				
			H2110-246-04-1504 R	Cont and Other Engineerin	-5,000.00	
			H1620-000-03-1597 R	Avail Funds from 13/14		5,000.00
06/29/2016	015476	To allocate funds for additional costs associated with the management of the project including testing and engineering fees. BOE approved on 6/28/2016 Item B.2.				
			H1620-000-03-1597 R	Avail Funds from 13/14	-20,000.00	
			H2110-246-04-1504 R	Cont and Other Engineerin		20,000.00
06/29/2016	015477	To allocate funds for HS Steam leak repair. BOE approved on 6/28/2016 Item B.2.				
			H1620-000-03-1597 R	Avail Funds from 13/14	-6,000.00	
			H2110-245-08-1508 R	Architect and Design Fees		6,000.00
		Total for Fund H - CAPITAL FUND			-7,883,523.00	7,883,523.00

Budgetary Transfer Report

Fiscal Year: 2016

Current Appropriation - Effective From: 07/01/2015 To: 06/30/2016

Total Current Appropriation

9,349,682.27

Selection Criteria

Type: Current Appropriation
Date From: 07/01/2015
Date To: 06/30/2016
Date Used: Effective in Budget
Printed by Joseph Dragone

Roslyn Public Schools

Budget Status Report As Of: 06/30/2016

Fiscal Year: 2016

Fund: A GENERAL FUND

Budget Account	Description	Initial Budget	Adjustments	Current Budget	Year-to-Date Expenditures	Encumbrances Outstanding	Unencumbered Balance	Available Balance
1010-230-03-9000-306	Board of Ed FURNITURE	4,581.00	0.00	4,581.00	4,580.80	0.00	0.20	0.20
1010-440-03-9000-306	TRAV CONF WKSHP	5,000.00	0.00	5,000.00	1,795.00	0.00	3,205.00	3,205.00
1010-450-03-9000-306	SUP & MATERIALS	3,250.00	0.00	3,250.00	2,595.51	125.00	529.49	529.49
1010 Board Of Education - Function Subtotal		12,831.00	0.00	12,831.00	8,971.31	125.00	3,734.69	3,734.69
1040-160-03-9000-303	DIST CLK SAL	64,310.00	0.00	64,310.00	64,309.00	0.00	1.00	1.00
1040-433-03-9000-306	DUES AND MEMBS	500.00	0.00	500.00	0.00	0.00	500.00	500.00
1040-440-03-9000-306	DIST CLK TRAV CONF WKSHP	1,800.00	0.00	1,800.00	355.14	50.00	1,394.86	1,394.86
1040-450-03-9000-306	DIST CLK SUPPLIES	500.00	0.00	500.00	36.99	0.00	463.01	463.01
1040 District Clerk - Function Subtotal		67,110.00	0.00	67,110.00	64,701.13	50.00	2,358.87	2,358.87
1060-161-03-9000-303	CLERICAL SAL SUPLM	5,000.00	0.00	5,000.00	3,476.51	0.00	1,523.49	1,523.49
1060-430-03-9000-306	DIST MTGS CONT SVCS	29,300.00	0.00	29,300.00	5,456.69	0.00	23,843.31	21,026.31
1060-434-03-9000-306	DIST MTGS ADVERTI	6,600.00	0.00	6,600.00	2,620.86	0.00	3,979.14	3,979.14
1060-490-03-9000-306	BOCES SVCS - ELECTION	21,150.00	0.00	21,150.00	11,555.00	0.00	9,595.00	9,595.00
1060 District Meetings - Function Subtotal		62,050.00	0.00	62,050.00	23,109.06	0.00	38,940.94	36,123.94
1240-150-03-9000-303	SUPERINTENDENT	245,000.00	0.00	245,000.00	245,000.00	0.00	0.00	0.00
1240-160-03-9000-303	CENT ADM NON-INST	96,137.00	0.00	96,137.00	96,137.00	0.00	0.00	0.00
1240-161-03-9000-303	CENTR AD NON-INS SUPLM	2,000.00	0.00	2,000.00	336.75	0.00	1,663.25	1,663.25
1240-433-03-9000-302	MEMBERSHIP DUES	3,100.00	0.00	3,100.00	1,733.00	0.00	1,367.00	1,367.00
1240-440-03-9000-302	SUPT TRAV CONF WKSHP	6,100.00	-2,475.00	3,625.00	200.00	0.00	3,425.00	3,425.00
1240-450-03-9000-302	SUP & MATERIALS	9,000.00	0.00	9,000.00	3,563.42	0.00	5,436.58	5,436.58
1240-490-03-9000-302	BOCES SVCS	7,000.00	0.00	7,000.00	6,632.24	0.00	367.76	367.76
1240 Chief School Administrator - Function Subtotal		368,337.00	-2,475.00	365,862.00	353,602.41	0.00	12,259.59	12,259.59
1310-150-03-9000-303	CHIEF BUSINESS OFFICIAL	309,339.00	0.00	309,339.00	308,052.00	0.00	1,287.00	1,287.00
1310-160-03-9000-303	BUSINESS NON-INST	61,200.00	0.00	61,200.00	61,200.00	0.00	0.00	0.00
1310-161-03-9000-303	BUSINESS NONCERT SUPPLEM	2,000.00	0.00	2,000.00	50.45	0.00	1,949.55	1,949.55
1310-200-03-9000-303	BUSINESS EQPT	15,000.00	-1,767.50	13,232.50	2,804.79	2,871.74	7,555.97	7,555.97
1310-230-03-9000-303	DISTRICT OFFICE FURNITURE	10,000.00	0.00	10,000.00	10,000.00	0.00	0.00	0.00
1310-430-03-9000-303	BUSINESS CONTRACTUAL	17,849.00	0.00	17,849.00	14,770.95	300.00	2,778.05	1,178.05
1310-433-03-9000-303	BUSINESS MEMB DUES	2,525.00	0.00	2,525.00	1,731.50	0.00	793.50	703.50
1310-440-03-9000-303	BUSINESS TRAV CONF WKSHP	11,790.00	0.00	11,790.00	3,046.88	0.00	8,743.12	8,743.12
1310-450-03-9000-303	BUSINESS OFFICE SUPPLIES	2,000.00	0.00	2,000.00	1,102.73	0.00	897.27	812.27
1310-490-03-9000-303	BUSINESS BOCES SVCS	7,509.00	0.00	7,509.00	7,574.00	0.00	-65.00	-65.00
1310 Business Administration - Function Subtotal		439,212.00	-1,767.50	437,444.50	410,333.30	3,171.74	23,939.46	22,164.46
1311-160-03-9000-303	ACCTG NON-INST	309,000.00	0.00	309,000.00	309,084.13	0.00	-84.13	-84.13
1311-161-03-9000-303	ACCTG NON-INST SUPP	35,000.00	-2,000.00	33,000.00	12,604.85	0.00	20,395.15	20,395.15
1311-430-03-9000-303	ACCTG CONTR	62,811.00	0.00	62,811.00	49,491.93	0.00	13,319.07	13,319.07
1311-450-03-9000-303	ACCTG SUPPLIES	4,500.00	0.00	4,500.00	792.45	0.00	3,707.55	3,707.55
1311-460-03-9000-303	ACCTG SOFTWARE	5,000.00	0.00	5,000.00	0.00	0.00	5,000.00	5,000.00
1311 Accounting Services - Function Subtotal		416,311.00	-2,000.00	414,311.00	371,973.36	0.00	42,337.64	42,337.64
1320-430-03-9000-303	AUDITING- CONTRACT SVCS	28,000.00	0.00	28,000.00	23,870.00	0.00	4,130.00	4,130.00
1320-443-03-9000-303	AUDITING- PROF SVCS	108,500.00	0.00	108,500.00	100,536.36	0.00	7,963.64	7,963.64
1320 Auditing Services - Function Subtotal		136,500.00	0.00	136,500.00	124,406.36	0.00	12,093.64	12,093.64

Roslyn Public Schools

Budget Status Report As Of: 06/30/2016

Fiscal Year: 2016

Fund: A GENERAL FUND

Budget Account	Description	Initial Budget	Adjustments	Current Budget	Year-to-Date Expenditures	Encumbrances Outstanding	Unencumbered Balance	Available Balance
1325-160-03-9000-303	TREASURER NON-INST	26,796.00	0.00	26,796.00	26,796.00	0.00	0.00	0.00
1325 District Treasurer - Function Subtotal		26,796.00	0.00	26,796.00	26,796.00	0.00	0.00	0.00
1345-160-03-9000-303	PURCH NON-INST	149,387.00	0.00	149,387.00	149,387.00	0.00	0.00	0.00
1345-161-03-9000-303	PURCH OFC SUPLM	1,000.00	2,000.00	3,000.00	2,276.87	0.00	723.13	723.13
1345-430-03-9000-303	PURCH CONTR	9,680.00	0.00	9,680.00	9,680.00	0.00	0.00	0.00
1345-434-03-9000-303	PURCH ADVERTISING	9,000.00	0.00	9,000.00	3,118.69	0.00	5,881.31	5,881.31
1345-450-03-9000-303	PURCH SUPPLIES	4,200.00	0.00	4,200.00	3,644.66	0.00	555.34	555.34
1345-490-03-9000-303	PURCH BOCES	9,795.00	0.00	9,795.00	9,250.00	0.00	545.00	545.00
1345 Purchasing - Function Subtotal		183,062.00	2,000.00	185,062.00	177,357.22	0.00	7,704.78	7,704.78
1420-442-03-4700-307	LEGAL SVCES - SPED & PPS	40,000.00	-30,000.00	10,000.00	3,227.67	0.00	6,772.33	5,772.33
1420-442-03-9000-303	LEGAL SVCES	435,000.00	0.00	435,000.00	389,354.85	0.00	45,645.15	45,645.15
1420-490-03-9000-303	Legal - BOCES	0.00	2,035.00	2,035.00	1,902.14	0.00	132.86	132.86
1420 Legal Services - Function Subtotal		475,000.00	-27,965.00	447,035.00	394,484.66	0.00	52,550.34	51,550.34
1430-160-03-9000-303	PERS NON-INST	208,021.00	0.00	208,021.00	208,021.00	0.00	0.00	0.00
1430-161-03-9000-303	CLERICAL SAL SUPLM	11,000.00	0.00	11,000.00	7,058.19	0.00	3,941.81	3,941.81
1430-430-03-9000-312	PERS CONTR	39,375.00	1,655.12	41,030.12	41,029.10	0.00	1.02	1.02
1430-433-03-9000-312	PERS MEMB DUES	1,000.00	0.00	1,000.00	975.00	0.00	25.00	25.00
1430-434-03-9000-312	PERS ADVERTISING	20,000.00	0.00	20,000.00	13,675.00	0.00	6,325.00	6,325.00
1430-440-03-9000-312	PERS TRAV CONF WKSHP	3,000.00	0.00	3,000.00	1,871.81	0.00	1,128.19	1,128.19
1430-450-03-9000-312	PERS SUPPLIES	1,400.00	0.00	1,400.00	1,340.79	0.00	59.21	59.21
1430-490-03-9000-312	PERS BOCES	29,700.00	0.00	29,700.00	32,600.25	0.00	-2,900.25	-2,900.25
1430 Human Resources - Function Subtotal		313,496.00	1,655.12	315,151.12	306,571.14	0.00	8,579.98	8,579.98
1480-160-03-9000-303	COMM RELATIONS NC SAL	198,911.00	0.00	198,911.00	190,132.75	0.00	8,778.25	8,778.25
1480-161-03-9000-303	COMMUNITY RELAT- SUPLM	1,000.00	0.00	1,000.00	0.00	0.00	1,000.00	1,000.00
1480-430-03-9000-304	COMM RELATIONS CONTR	1,250.00	3,500.00	4,750.00	4,390.00	0.00	360.00	360.00
1480-436-03-9000-304	CONTRACT PRINTING DW	4,950.00	0.00	4,950.00	3,995.00	0.00	955.00	955.00
1480-450-03-9000-304	COMM RELATIONS SUPPLIES	1,300.00	0.00	1,300.00	706.88	0.00	593.12	593.12
1480 Public Info and Comm Relations - Function Subtotal		207,411.00	3,500.00	210,911.00	199,224.63	0.00	11,686.37	11,686.37
1620-150-03-9000-303	ADMIN SAL	266,132.00	-100,000.00	166,132.00	166,132.00	0.00	0.00	0.00
1620-160-03-9000-303	OPER CLERICAL SAL	105,204.00	100,000.00	205,204.00	178,280.92	0.00	26,923.08	26,923.08
1620-161-03-9000-303	CLERICAL SAL SUPLM	2,000.00	0.00	2,000.00	135.14	0.00	1,864.86	1,864.86
1620-162-04-9000-303	OPER SAL- EH	336,775.00	0.00	336,775.00	336,401.87	0.00	373.13	373.13
1620-162-06-9000-303	OPER SAL- HGTS	336,773.00	0.00	336,773.00	317,847.02	0.00	18,925.98	18,925.98
1620-162-07-9000-303	OPER SAL- HH	404,595.00	0.00	404,595.00	399,247.10	0.00	5,347.90	5,347.90
1620-162-08-9000-303	OPER SAL- HS	854,458.00	-100,000.00	754,458.00	736,646.26	0.00	17,811.74	17,811.74
1620-162-09-9000-303	OPER SAL- MS	525,765.00	0.00	525,765.00	485,847.50	0.00	39,917.50	39,917.50
1620-163-03-9000-303	CUSTOD SAL SUPLM	231,125.00	0.00	231,125.00	290,887.71	0.00	-59,762.71	-59,762.71
1620-168-03-9000-303	OPER SAL-SECURITY DW	64,192.00	0.00	64,192.00	64,192.00	0.00	0.00	0.00
1620-169-03-9000-303	SECURITY SAL SUPLM	65,000.00	0.00	65,000.00	51,974.07	0.00	13,025.93	13,025.93
1620-200-03-9000-310	OPER EQPT DIST	5,000.00	0.00	5,000.00	4,637.92	0.00	362.08	362.08
1620-200-04-9000-310	OPER EQPT EH	3,573.00	0.00	3,573.00	3,563.96	0.00	9.04	9.04
1620-200-06-9000-310	OPER EQPT HTS	1,465.00	0.00	1,465.00	1,161.40	0.00	303.60	303.60

Roslyn Public Schools

Budget Status Report As Of: 06/30/2016

Fiscal Year: 2016

Fund: A GENERAL FUND

Budget Account	Description	Initial Budget	Adjustments	Current Budget	Year-to-Date Expenditures	Encumbrances Outstanding	Unencumbered Balance	Available Balance
1620-200-07-9000-310	OPER EQPT HH	34,637.00	0.00	34,637.00	33,651.79	0.00	985.21	985.21
1620-200-08-9000-310	OPER EQPT HS	18,967.00	0.00	18,967.00	16,580.29	0.00	2,386.71	2,386.71
1620-200-08-9000-801	EQUIPMENT HS	1,270.00	0.00	1,270.00	1,268.38	0.00	1.62	1.62
1620-200-09-9000-310	OPER EQPT MS	1,198.00	0.00	1,198.00	665.76	0.00	532.24	532.24
1620-200-09-9000-901	EQUIPMENT MS	2,296.00	1,439.20	3,735.20	0.00	1,868.16	1,867.04	232.00
1620-230-04-9000-401	FURNITURE EH	9,775.00	0.00	9,775.00	8,589.22	1,170.85	14.93	14.93
1620-230-06-9000-601	FURNITURE HTS	8,971.00	0.00	8,971.00	8,940.64	0.00	30.36	30.36
1620-230-07-9000-701	FURNITURE HH	10,850.00	0.00	10,850.00	10,744.24	0.00	105.76	105.76
1620-230-08-9000-310	OPER FURN HS	5,025.00	0.00	5,025.00	4,585.00	434.46	5.54	5.54
1620-230-09-9000-901	FURNITURE MS	1,552.00	3,120.00	4,672.00	0.00	4,672.00	0.00	0.00
1620-421-03-9000-310	CARTING - DIST	54,600.00	11,000.00	65,600.00	60,404.80	0.00	5,195.20	5,195.20
1620-423-03-6600-310	FUEL OIL - HEAT- Hilltop	9,000.00	0.00	9,000.00	2,843.64	6,156.36	0.00	0.00
1620-423-04-9000-310	FUEL OIL- EH	130,000.00	0.00	130,000.00	48,338.57	81,661.43	0.00	0.00
1620-423-06-9000-310	FUEL OIL- HGTS	10,000.00	0.00	10,000.00	3,158.62	6,841.38	0.00	0.00
1620-423-07-9000-310	FUEL OIL- HH	71,000.00	0.00	71,000.00	29,291.78	41,708.22	0.00	0.00
1620-423-08-9000-310	FUEL OIL- HS	35,000.00	0.00	35,000.00	11,050.66	23,949.34	0.00	0.00
1620-423-09-9000-310	FUEL OIL- MS	30,000.00	0.00	30,000.00	9,475.88	20,524.12	0.00	0.00
1620-424-03-9000-310	NATURAL GAS -DIST	18,000.00	0.00	18,000.00	18,000.00	0.00	0.00	0.00
1620-424-04-9000-310	NATURAL GAS- EH	15,000.00	0.00	15,000.00	15,000.00	0.00	0.00	0.00
1620-424-06-9000-310	NATURAL GAS- HGTS	37,000.00	0.00	37,000.00	37,000.00	0.00	0.00	0.00
1620-424-07-9000-310	NATURAL GAS- HH	4,000.00	0.00	4,000.00	4,000.00	0.00	0.00	0.00
1620-424-08-9000-310	NATURAL GAS- HS	132,000.00	0.00	132,000.00	132,000.00	0.00	0.00	0.00
1620-424-09-9000-310	NATURAL GAS- MS	60,000.00	0.00	60,000.00	60,000.00	0.00	0.00	0.00
1620-425-03-6600-310	ELECTRICITY- Hilltop	10,000.00	0.00	10,000.00	10,000.00	0.00	0.00	0.00
1620-425-03-9000-310	ELECTRICITY- DIST	22,000.00	0.00	22,000.00	22,000.00	0.00	0.00	0.00
1620-425-04-9000-310	ELECTRICITY- EH	63,000.00	0.00	63,000.00	63,000.00	0.00	0.00	0.00
1620-425-06-9000-310	ELECTRICITY- HGTS	63,000.00	0.00	63,000.00	63,000.00	0.00	0.00	0.00
1620-425-07-9000-310	ELECTRICITY- HH	65,000.00	0.00	65,000.00	65,000.00	0.00	0.00	0.00
1620-425-08-9000-310	ELECTRICITY- HS	312,000.00	0.00	312,000.00	312,000.00	0.00	0.00	0.00
1620-425-09-9000-310	ELECTRICITY- MS	162,000.00	0.00	162,000.00	162,000.00	0.00	0.00	0.00
1620-426-03-9000-310	WATER- DIST	1,000.00	0.00	1,000.00	1,000.00	0.00	0.00	0.00
1620-426-04-9000-310	WATER- EH	2,000.00	0.00	2,000.00	2,000.00	0.00	0.00	0.00
1620-426-06-9000-310	WATER- HGTS	1,100.00	0.00	1,100.00	1,100.00	0.00	0.00	0.00
1620-426-07-9000-310	WATER- HH	3,000.00	0.00	3,000.00	2,326.40	0.00	673.60	673.60
1620-426-08-9000-310	WATER- HS	10,000.00	0.00	10,000.00	10,000.00	0.00	0.00	0.00
1620-426-09-9000-310	WATER- MS	10,000.00	0.00	10,000.00	10,000.00	0.00	0.00	0.00
1620-427-03-9000-311	OPER TELEPHONE- B&G	14,500.00	-2,323.54	12,176.46	11,996.46	0.00	180.00	180.00
1620-427-04-9000-311	OPER TELEPHONE- EH	1,200.00	0.00	1,200.00	1,200.00	0.00	0.00	0.00
1620-427-06-9000-311	OPER TELEPHONE- HGTS	1,200.00	0.00	1,200.00	1,200.00	0.00	0.00	0.00
1620-427-07-9000-311	OPER TELEPHONE- HH	1,200.00	0.00	1,200.00	1,200.00	0.00	0.00	0.00
1620-427-08-9000-311	OPER TELEPHONE- HS	1,200.00	0.00	1,200.00	1,200.00	0.00	0.00	0.00
1620-427-09-9000-311	OPER TELEPHONE- MS	1,200.00	0.00	1,200.00	1,200.00	0.00	0.00	0.00
1620-429-03-9000-310	OPER UNIFORMS	7,600.00	0.00	7,600.00	6,362.16	1,190.00	47.84	47.84
1620-430-03-3800-310	CONT SVCES - REC MGT	800.00	0.00	800.00	500.00	0.00	300.00	300.00

Roslyn Public Schools

Budget Status Report As Of: 06/30/2016

Fiscal Year: 2016

Fund: A GENERAL FUND

Budget Account	Description	Initial Budget	Adjustments	Current Budget	Year-to-Date Expenditures	Encumbrances Outstanding	Unencumbered Balance	Available Balance
1620-430-03-9000-310	CONT SVCES - SECURITY	10,000.00	-3,000.00	7,000.00	0.00	0.00	7,000.00	7,000.00
1620-440-03-9000-310	OPER TRAINING	1,500.00	0.00	1,500.00	0.00	0.00	1,500.00	1,500.00
1620-450-03-3800-310	SUPPLIES - REC MGT	10,000.00	0.00	10,000.00	9,951.33	0.00	48.67	48.67
1620-450-03-6600-310	CUST SUPP - Hilltop	2,550.00	0.00	2,550.00	2,503.03	0.00	46.97	46.97
1620-450-03-9000-310	CUST SUPP - DIST	5,100.00	8,000.00	13,100.00	10,667.45	1,307.38	1,125.17	1,125.17
1620-450-04-9000-310	CUST SUPPLY- EH	38,454.00	0.00	38,454.00	34,922.74	3,449.87	81.39	81.39
1620-450-06-9000-310	CUST SUPPLY- HGTS	28,254.00	0.00	28,254.00	24,077.29	3,893.94	282.77	282.77
1620-450-07-9000-310	CUST SUPPLY- HH	45,594.00	0.00	45,594.00	42,411.43	3,167.46	15.11	15.11
1620-450-08-9000-310	CUST SUPPLY- HS	72,114.00	-9,500.00	62,614.00	65,939.00	3,391.09	-6,716.09	-6,716.09
1620-450-09-9000-310	CUST SUPPLY- MS	58,854.00	0.00	58,854.00	55,365.09	3,463.00	25.91	25.91
1620 Operation of Plant - Function Subtotal		4,927,618.00	-91,264.34	4,836,353.66	4,546,666.52	208,849.06	80,838.08	79,203.04
1621-162-03-9000-303	MAINT SAL- DW	578,515.00	100,000.00	678,515.00	699,268.98	0.00	-20,753.98	-20,753.98
1621-162-08-9000-303	MAINT SAL- HS	151,466.00	0.00	151,466.00	77,818.00	0.00	73,648.00	73,648.00
1621-163-03-9000-303	MAINT SAL ADDL	75,000.00	0.00	75,000.00	143,590.54	0.00	-68,590.54	-68,590.54
1621-200-03-9000-310	MAINT EQPT	174,984.00	0.00	174,984.00	163,481.87	11,386.77	115.36	115.36
1621-410-03-9000-310	MAINT-RENTAL EQPT	1,000.00	0.00	1,000.00	84.00	0.00	916.00	916.00
1621-428-03-9000-310	MAINT GASOLINE	30,000.00	0.00	30,000.00	10,997.04	19,002.96	0.00	0.00
1621-429-03-9000-310	MAINT UNIFORMS	6,175.00	-5,000.00	1,175.00	963.96	210.00	1.04	1.04
1621-430-03-6500-310	MAINT MARCH BAND VAN	1,000.00	0.00	1,000.00	909.71	90.29	0.00	0.00
1621-430-03-9000-310	MAINT CONT SVCES - DIST	74,240.00	20,000.00	94,240.00	91,459.01	1,769.56	1,011.43	1,011.43
1621-430-04-9000-310	MAINT CONT SVCES - EH	30,000.00	0.00	30,000.00	33,843.90	0.00	-3,843.90	-3,843.90
1621-430-06-9000-310	MAINT CONT SVCES - HTS	61,160.00	0.00	61,160.00	59,419.45	283.32	1,457.23	1,457.23
1621-430-07-9000-310	MAINT CONT SVCES - HH	34,000.00	0.00	34,000.00	33,100.17	0.00	899.83	899.83
1621-430-08-9000-309	CONT SVCES - HS Gym	3,000.00	0.00	3,000.00	0.00	0.00	3,000.00	3,000.00
1621-430-08-9000-310	MAINT CONT SVCES - HS	87,510.00	0.00	87,510.00	86,800.68	0.00	709.32	709.32
1621-430-09-9000-309	CONT SVCES - MS Gym	3,000.00	0.00	3,000.00	0.00	0.00	3,000.00	3,000.00
1621-430-09-9000-310	MAINT CONT SVCES - MS	70,000.00	0.00	70,000.00	69,269.67	0.00	730.33	730.33
1621-434-03-9000-310	ADV / LEGAL NOTICES	1,000.00	0.00	1,000.00	0.00	0.00	1,000.00	1,000.00
1621-435-03-9000-310	MAINT POSTAGE	1,000.00	0.00	1,000.00	0.00	0.00	1,000.00	1,000.00
1621-440-03-9000-310	MAINT TRAINING	1,500.00	0.00	1,500.00	535.00	0.00	965.00	965.00
1621-443-03-9000-310	MAINT PROF/TECH SVCES	153,000.00	-3,000.00	150,000.00	147,245.87	2,515.17	238.96	238.96
1621-446-03-3700-310	BLDG SUP & REPS CAF	1,500.00	0.00	1,500.00	0.00	0.00	1,500.00	1,500.00
1621-446-03-9000-310	MAINT-DIST-BUILDING REP	25,000.00	0.00	25,000.00	45,544.95	1,672.78	-22,217.73	-22,217.73
1621-446-04-9000-310	MAINT-BUILDING-EAST HILLS	28,560.00	-3,000.00	25,560.00	1,782.17	0.00	23,777.83	23,777.83
1621-446-06-9000-310	MAINT-BUILD-HEIGHTS	18,360.00	0.00	18,360.00	798.58	0.00	17,561.42	17,561.42
1621-446-07-9000-310	MAINT-BUILD-HH	27,300.00	0.00	27,300.00	1,631.97	0.00	25,668.03	25,668.03
1621-446-08-9000-310	MAINT-BUILDING-HS	68,000.00	-14,000.00	54,000.00	8,470.07	0.00	45,529.93	45,529.93
1621-446-09-9000-310	MAINT-BUILD-MIDDLE SCH	54,000.00	0.00	54,000.00	21,901.90	2,849.70	29,248.40	29,248.40
1621-450-03-6500-310	SUPPLIES MARCH BAND VAN	1,000.00	0.00	1,000.00	909.71	90.29	0.00	0.00
1621-450-03-9000-310	MAINT SUPPLIES - DIST	173,064.00	18,500.00	191,564.00	155,455.88	33,538.87	2,569.25	2,569.25
1621-490-03-9000-310	BOCES SERVICES	10,200.00	0.00	10,200.00	10,200.00	0.00	0.00	0.00
1621 Maintenance of Plant - Function Subtotal		1,944,534.00	113,500.00	2,058,034.00	1,865,483.08	73,409.71	119,141.21	119,141.21
1670-161-03-9000-303	CENTRAL PRINTING- SUPLM	5,000.00	0.00	5,000.00	0.00	0.00	5,000.00	5,000.00

Roslyn Public Schools

Budget Status Report As Of: 06/30/2016

Fiscal Year: 2016

Fund: A GENERAL FUND

Budget Account	Description	Initial Budget	Adjustments	Current Budget	Year-to-Date Expenditures	Encumbrances Outstanding	Unencumbered Balance	Available Balance
1670-200-03-9000-311	CENT PRINTING EQUIP	72,000.00	0.00	72,000.00	72,000.00	0.00	0.00	0.00
1670-430-03-9000-311	CENT PRINTING CONTR	32,376.00	0.00	32,376.00	31,335.89	0.00	1,040.11	1,040.11
1670-435-03-9000-311	POSTAGE DW	42,000.00	-1,200.00	40,800.00	37,426.11	0.00	3,373.89	3,373.89
1670-435-04-9000-311	POSTAGE EH	5,000.00	-2,000.00	3,000.00	3,000.00	0.00	0.00	0.00
1670-435-06-9000-311	POSTAGE HTS	1,500.00	1,200.00	2,700.00	2,700.00	0.00	0.00	0.00
1670-435-07-9000-311	POSTAGE HH	3,500.00	0.00	3,500.00	3,500.00	0.00	0.00	0.00
1670-435-08-9000-311	POSTAGE HS	19,000.00	-5,000.00	14,000.00	14,000.00	0.00	0.00	0.00
1670-435-09-9000-311	POSTAGE MS	8,000.00	-2,000.00	6,000.00	6,000.00	0.00	0.00	0.00
1670-450-03-9000-311	PRINTING SUPPLIES DW	104,350.00	0.00	104,350.00	104,350.00	0.00	0.00	0.00
1670-450-04-9000-311	PRINTING SUPPLIES EH	4,714.00	0.00	4,714.00	4,714.00	0.00	0.00	0.00
1670-450-06-9000-311	PRINTING SUPPLIES HTS	1,550.00	0.00	1,550.00	1,550.00	0.00	0.00	0.00
1670-450-07-9000-311	PRINTING SUPPLIES HH	5,900.00	2,323.54	8,223.54	6,219.20	0.00	2,004.34	2,004.34
1670-450-08-9000-311	PRINTING SUPPLIES HS	7,000.00	0.00	7,000.00	7,000.00	0.00	0.00	0.00
1670-450-09-9000-311	PRINTING SUPPLIES MS	4,500.00	0.00	4,500.00	4,500.00	0.00	0.00	0.00
1670-490-03-9000-311	PRINTING BOCES SVCS	49,920.00	0.00	49,920.00	49,446.91	0.00	473.09	473.09
1670 Central Printing & Mailing - Function Subtotal		366,310.00	-6,676.46	359,633.54	347,742.11	0.00	11,891.43	11,891.43
1680-160-03-9000-303	COMPUTER TECHNICIANS	564,332.00	-8,333.33	555,998.67	551,548.00	0.00	4,450.67	4,450.67
1680-161-03-9000-303	NON INS COMPUTER- SUPLM	60,000.00	-5,000.00	55,000.00	22,815.79	0.00	32,184.21	32,184.21
1680-200-03-9000-311	COMPUTER EQPT	545,000.00	0.00	545,000.00	539,472.35	5,178.40	349.25	349.25
1680-427-03-9000-311	OPER TELEPHONE- ADMIN	8,100.00	0.00	8,100.00	7,759.26	0.00	340.74	340.74
1680-430-03-9000-311	DISTW ADMIN COMPS	130,475.00	0.00	130,475.00	129,099.46	609.96	765.58	765.58
1680-440-03-9000-311	TRAV CONF WKSHP	2,000.00	0.00	2,000.00	0.00	0.00	2,000.00	2,000.00
1680-450-03-9000-311	SUPVSN SUPPLIES C C	73,500.00	9,000.00	82,500.00	81,733.66	395.00	371.34	371.34
1680-460-03-9000-311	SUPVSN SOFTWARE CC	90,245.00	0.00	90,245.00	81,319.72	3,997.80	4,927.48	4,927.48
1680-490-03-9000-311	CENTRAL DATA BOCES SVCS	410,132.00	0.00	410,132.00	386,121.55	0.00	24,010.45	24,010.45
1680 Central Data Processing - Function Subtotal		1,883,784.00	-4,333.33	1,879,450.67	1,799,869.79	10,181.16	69,399.72	69,399.72
1910-420-03-9000-303	INSURANCE	518,883.00	0.00	518,883.00	477,481.33	0.00	41,401.67	31,029.98
1910 Unallocated Insurance - Function Subtotal		518,883.00	0.00	518,883.00	477,481.33	0.00	41,401.67	31,029.98
1920-433-03-9000-306	SCHOOL ASSN-MEMB DUES	20,500.00	0.00	20,500.00	19,037.00	0.00	1,463.00	1,463.00
1920 School Association Dues - Function Subtotal		20,500.00	0.00	20,500.00	19,037.00	0.00	1,463.00	1,463.00
1930-430-03-9000-303	JUDGMENTS AND CLAIMS	94,611.00	65,000.00	159,611.00	157,628.30	0.00	1,982.70	1,982.70
1930 Judgments and Claims - Function Subtotal		94,611.00	65,000.00	159,611.00	157,628.30	0.00	1,982.70	1,982.70
1981-490-03-9000-303	ADMIN CHARGES	449,965.00	0.00	449,965.00	449,964.50	0.00	0.50	0.50
1981 BOCES Administrative Costs - Function Subtotal		449,965.00	0.00	449,965.00	449,964.50	0.00	0.50	0.50
2010-150-03-9000-303	CURRIC ADMIN	405,000.00	-8,000.00	397,000.00	393,541.67	0.00	3,458.33	3,458.33
2010-153-03-9000-301	TCHR SAL, CURRICULUM WRIT	30,000.00	0.00	30,000.00	4,839.35	0.00	25,160.65	25,160.65
2010-160-03-9000-303	CURRIC NON-INST	70,098.00	0.00	70,098.00	70,098.00	0.00	0.00	0.00
2010-161-03-9000-303	CURRICULUM- SUPLM	0.00	8,000.00	8,000.00	8,204.76	0.00	-204.76	-204.76
2010-230-03-9000-301	CURRIC FURNITURE	5,000.00	0.00	5,000.00	5,000.00	0.00	0.00	0.00
2010-433-03-9000-301	CURRIC MEMB DUE	1,200.00	146.00	1,346.00	1,346.00	0.00	0.00	0.00
2010-440-03-3100-301	CURRIC TRAV Martins Grant	0.00	3,120.00	3,120.00	3,120.00	0.00	0.00	0.00
2010-440-03-9000-301	CURRIC TRAV CONF WKSHP	20,000.00	2,466.00	22,466.00	19,943.16	2,190.00	332.84	332.84

Roslyn Public Schools

Budget Status Report As Of: 06/30/2016

Fiscal Year: 2016

Fund: A GENERAL FUND

Budget Account	Description	Initial Budget	Adjustments	Current Budget	Year-to-Date Expenditures	Encumbrances Outstanding	Unencumbered Balance	Available Balance
2010-450-03-9000-301	CURRIC SUPPLIES	20,000.00	34,158.38	54,158.38	17,368.39	10,990.14	25,799.85	25,799.85
2010 Curriculum Devel and Suprvsn - Function Subtotal		551,298.00	39,890.38	591,188.38	523,461.33	13,180.14	54,546.91	54,546.91
2020-150-03-9000-303	SUPVSN ADMIN	80,580.00	0.00	80,580.00	87,642.28	0.00	-7,062.28	-7,062.28
2020-150-04-9000-303	SUPVSN ADMIN- EH	333,907.00	0.00	333,907.00	333,545.26	0.00	361.74	361.74
2020-150-06-9000-303	SUPVSN ADMIN- HGT	179,056.00	0.00	179,056.00	179,056.00	0.00	0.00	0.00
2020-150-07-9000-303	SUPVSN ADMIN- HH	331,333.00	0.00	331,333.00	331,334.00	0.00	-1.00	-1.00
2020-150-08-1200-303	ADMIN SAL	58,060.00	0.00	58,060.00	57,454.81	0.00	605.19	605.19
2020-150-08-1800-303	ADMIN SAL	57,714.00	0.00	57,714.00	57,714.05	0.00	-0.05	-0.05
2020-150-08-2200-303	ADMIN SAL	57,642.00	0.00	57,642.00	57,641.20	0.00	0.80	0.80
2020-150-08-2300-303	ADMIN SAL	57,677.00	0.00	57,677.00	57,676.80	0.00	0.20	0.20
2020-150-08-2600-303	ADMIN SAL	54,681.00	0.00	54,681.00	54,689.11	0.00	-8.11	-8.11
2020-150-08-9000-303	SUPVSN ADMIN- HS	659,357.00	0.00	659,357.00	660,369.00	0.00	-1,012.00	-1,012.00
2020-150-09-1200-303	ADMIN SAL	58,060.00	0.00	58,060.00	58,059.60	0.00	0.40	0.40
2020-150-09-1800-303	ADMIN SAL	57,714.00	0.00	57,714.00	57,714.04	0.00	-0.04	-0.04
2020-150-09-2200-303	ADMIN SAL	57,642.00	0.00	57,642.00	57,641.20	0.00	0.80	0.80
2020-150-09-2300-303	ADMIN SAL	57,677.00	0.00	57,677.00	57,676.80	0.00	0.20	0.20
2020-150-09-2600-303	ADMIN SAL	54,681.00	0.00	54,681.00	54,689.34	0.00	-8.34	-8.34
2020-150-09-9000-303	SUPVSN ADMIN- MS	511,332.00	0.00	511,332.00	484,804.83	0.00	26,527.17	26,527.17
2020-160-03-9000-303	CLERICAL SAL- DW	42,399.00	0.00	42,399.00	52,023.20	0.00	-9,624.20	-9,624.20
2020-160-04-9000-303	CLERICAL SAL- EH	139,658.00	-25,000.00	114,658.00	92,722.69	0.00	21,935.31	21,935.31
2020-160-06-9000-303	CLERICAL SAL- HGTS	140,422.00	0.00	140,422.00	140,422.00	0.00	0.00	0.00
2020-160-07-9000-303	CLERICAL SAL- HH	121,280.00	0.00	121,280.00	121,280.00	0.00	0.00	0.00
2020-160-08-9000-303	CLERICAL SAL- HS	248,619.00	0.00	248,619.00	232,566.03	0.00	16,052.97	16,052.97
2020-160-09-9000-303	CLERICAL SAL- MS	183,632.00	0.00	183,632.00	183,632.00	0.00	0.00	0.00
2020-161-03-9000-303	SUB SECRETARY- DW	5,000.00	0.00	5,000.00	723.76	0.00	4,276.24	4,276.24
2020-161-04-9000-303	SUB SECRETARY EH	3,000.00	0.00	3,000.00	7,173.33	0.00	-4,173.33	-4,173.33
2020-161-06-9000-303	SUB SECRETARY HGHTS	2,000.00	0.00	2,000.00	0.00	0.00	2,000.00	2,000.00
2020-161-07-9000-303	SUB SECRETARY HH	3,000.00	0.00	3,000.00	196.74	0.00	2,803.26	2,803.26
2020-161-08-9000-303	SUB SECRETARY HS	10,000.00	0.00	10,000.00	9,514.33	0.00	485.67	485.67
2020-161-09-9000-303	SUB SECRETARY MS	8,748.00	0.00	8,748.00	11,304.18	0.00	-2,556.18	-2,556.18
2020-166-04-9000-303	PARAS SAL	70,253.00	0.00	70,253.00	31,484.00	0.00	38,769.00	38,769.00
2020-166-06-9000-303	PARAS SAL	31,183.00	0.00	31,183.00	31,183.00	0.00	0.00	0.00
2020-166-07-9000-303	PARAS SAL	64,173.00	0.00	64,173.00	46,545.57	0.00	17,627.43	17,627.43
2020-166-08-9000-303	PARAS SAL	297,792.00	0.00	297,792.00	261,094.51	0.00	36,697.49	36,697.49
2020-166-09-9000-303	PARAS SAL	49,798.00	0.00	49,798.00	49,797.64	0.00	0.36	0.36
2020-167-03-9000-303	PARAS SAL SUPLM	50,000.00	0.00	50,000.00	26,591.75	0.00	23,408.25	23,408.25
2020-167-04-9000-303	EH Monitors	84,485.00	0.00	84,485.00	88,279.94	0.00	-3,794.94	-3,794.94
2020-167-06-9000-303	HTS Monitors	94,322.00	0.00	94,322.00	96,733.36	0.00	-2,411.36	-2,411.36
2020-167-07-9000-303	HH Monitors	98,739.00	0.00	98,739.00	79,010.47	0.00	19,728.53	19,728.53
2020-167-09-9000-303	MS Monitors	30,786.00	0.00	30,786.00	37,170.46	0.00	-6,384.46	-6,384.46
2020-230-04-9000-401	SUPVSN FURN EH	386.00	0.00	386.00	335.66	0.00	50.34	50.34
2020-230-07-9000-701	SUPVSN FURN HH	1,900.00	0.00	1,900.00	230.36	1,661.70	7.94	7.94
2020-230-08-9000-801	SUPVSN FURN HS	3,503.00	0.00	3,503.00	3,503.00	0.00	0.00	0.00

Roslyn Public Schools

Budget Status Report As Of: 06/30/2016

Fiscal Year: 2016

Fund: A GENERAL FUND

Budget Account	Description	Initial Budget	Adjustments	Current Budget	Year-to-Date Expenditures	Encumbrances Outstanding	Unencumbered Balance	Available Balance
2020-430-07-9000-701	SUPVSN CONTR HH	525.00	0.00	525.00	430.50	0.00	94.50	94.50
2020-433-04-9000-401	SUPVSN MEMB DUES EH	423.00	0.00	423.00	369.00	0.00	54.00	54.00
2020-433-06-9000-601	SUPVSN MEMB DUES HTS	55.00	0.00	55.00	55.00	0.00	0.00	0.00
2020-433-07-9000-701	SUPVSN MEMB DUES HH	303.00	0.00	303.00	118.00	0.00	185.00	185.00
2020-433-09-9000-901	SUPVSN MEMB DUES MS	567.00	0.00	567.00	0.00	0.00	567.00	567.00
2020-436-06-9000-601	CONTRACT PRINTING HGT	150.00	0.00	150.00	0.00	0.00	150.00	150.00
2020-436-08-9000-801	CONTRACT PRINTING HS	5,658.00	0.00	5,658.00	4,072.40	0.00	1,585.60	1,585.60
2020-440-04-9000-401	SUPVSN TRAV CONF WKSHP	1,000.00	0.00	1,000.00	457.04	0.00	542.96	542.96
2020-440-06-9000-601	SUPVSN TRAV CONF WKSHP	400.00	-400.00	0.00	0.00	0.00	0.00	0.00
2020-440-07-9000-701	SUPVSN TRAV CONF WKSHP	1,655.00	0.00	1,655.00	1,031.68	0.00	623.32	623.32
2020-440-08-9000-801	SUPVN TRAV CONF WKSHP	9,980.00	-5,840.94	4,139.06	897.38	0.00	3,241.68	3,241.68
2020-440-09-9000-901	SUPVSN TRAV CONF WKSHP	500.00	0.00	500.00	0.00	0.00	500.00	500.00
2020-445-06-9000-601	EQPT REPAIR HGT	495.00	0.00	495.00	483.60	0.00	11.40	11.40
2020-445-07-9000-701	EQPT REPAIR HH	800.00	0.00	800.00	0.00	0.00	800.00	800.00
2020-445-08-9000-801	EQPT REPAIR HS	4,375.00	0.00	4,375.00	3,375.00	0.00	1,000.00	1,000.00
2020-445-09-9000-901	EQPT REPAIR MS	800.00	0.00	800.00	442.09	0.00	357.91	357.91
2020-450-04-9000-401	SUPVSN OFFICE SUPP EH	8,835.00	0.00	8,835.00	4,933.61	0.00	3,901.39	3,901.39
2020-450-06-9000-601	SUPVSN OFFICE SUPP HTS	7,700.00	1,197.50	8,897.50	8,426.94	0.00	470.56	361.91
2020-450-07-9000-701	SUPVSN SUPPLIES HH	9,272.00	0.00	9,272.00	8,415.14	0.00	856.86	856.86
2020-450-08-9000-801	SUPVSN SUPPLIES HS	28,580.00	-1,865.93	26,714.07	22,117.54	2,496.04	2,100.49	2,100.49
2020-450-09-9000-901	SUPVSN SUPPLIES MS	33,786.00	221.76	34,007.76	28,920.12	512.00	4,575.64	4,575.64
2020 Supervision-Regular School - Function Subtotal		4,568,050.00	-31,687.61	4,536,362.39	4,335,771.34	4,669.74	195,921.31	195,812.66
2060-430-03-9000-301	RESEARCH- CONTRACTED SVCS	48,000.00	0.00	48,000.00	29,255.97	0.00	18,744.03	18,744.03
2060-490-03-9000-301	RESEARCH-BOCES SVCS	24,000.00	0.00	24,000.00	22,998.81	0.00	1,001.19	1,001.19
2060 Research, Planning & Evaluation - Function Subtotal		72,000.00	0.00	72,000.00	52,254.78	0.00	19,745.22	19,745.22
2070-153-03-9000-301	TCHR SAL, PROF DEV	87,400.00	0.00	87,400.00	64,338.00	0.00	23,062.00	23,062.00
2070-430-03-9000-301	CONTR SVCES PROF DEVEL	75,000.00	127,428.15	202,428.15	178,287.45	0.00	24,140.70	24,140.70
2070-450-03-9000-301	SUPPLIES PROF DEVEL	500.00	0.00	500.00	330.18	0.00	169.82	169.82
2070-490-03-9000-301	BOCES SVCES PROF DEVEL	30,000.00	0.00	30,000.00	20,691.59	0.00	9,308.41	9,308.41
2070 Professional Development - Function Subtotal		192,900.00	127,428.15	320,328.15	263,647.22	0.00	56,680.93	56,680.93
2110-100-06-0800-303	TCHR SAL- PRE-K	71,507.00	0.00	71,507.00	43,887.17	0.00	27,619.83	27,619.83
2110-110-06-0900-303	TCHR SAL- KG	1,135,747.00	7,000.00	1,142,747.00	1,142,339.50	0.00	407.50	407.50
2110-111-06-0900-303	TCHR SAL- KG ADD'L	1,000.00	0.00	1,000.00	1,008.00	0.00	-8.00	-8.00
2110-120-04-1000-303	TCHR SAL EH ART	90,127.00	0.00	90,127.00	90,352.00	0.00	-225.00	-225.00
2110-120-04-1100-303	TCHR SAL- EH TECH	130,860.00	0.00	130,860.00	131,106.00	0.00	-246.00	-246.00
2110-120-04-1300-303	TCHR SAL EH ELL	123,959.00	0.00	123,959.00	137,939.76	0.00	-13,980.76	-13,980.76
2110-120-04-1900-303	TCHR SAL EH MUSIC	363,388.00	0.00	363,388.00	321,440.03	0.00	41,947.97	41,947.97
2110-120-04-2000-303	TCHR SAL EH PHYS ED	306,965.00	0.00	306,965.00	271,286.90	0.00	35,678.10	35,678.10
2110-120-04-2100-303	TCHR SAL EH READING	111,446.00	-41,323.00	70,123.00	70,401.00	0.00	-278.00	-278.00
2110-120-04-2200-303	TCHR SAL SCI EH	101,132.00	0.00	101,132.00	135,193.00	0.00	-34,061.00	-34,061.00
2110-120-04-4400-303	TCHG SAL PSEN/ AIS	134,937.00	-135,193.00	-256.00	0.00	0.00	-256.00	-256.00
2110-120-04-4500-303	TCHR SAL- EH G&T	44,579.00	0.00	44,579.00	44,689.60	0.00	-110.60	-110.60
2110-120-04-9000-303	TCHR SAL EH	2,816,858.00	-7,000.00	2,809,858.00	2,801,478.71	0.00	8,379.29	8,379.29

Roslyn Public Schools

Budget Status Report As Of: 06/30/2016

Fiscal Year: 2016

Fund: A GENERAL FUND

Budget Account	Description	Initial Budget	Adjustments	Current Budget	Year-to-Date Expenditures	Encumbrances Outstanding	Unencumbered Balance	Available Balance
2110-120-06-1000-303	TCHR SAL HGTS ART	90,127.00	0.00	90,127.00	90,352.00	0.00	-225.00	-225.00
2110-120-06-1100-303	TCHR SAL- HGTS TECH	22,290.00	0.00	22,290.00	22,344.80	0.00	-54.80	-54.80
2110-120-06-1300-303	TCHR SAL HGTS ELL	111,700.00	0.00	111,700.00	113,400.54	0.00	-1,700.54	-1,700.54
2110-120-06-1900-303	TCHR SAL HGTS MUSIC	129,528.00	0.00	129,528.00	94,993.57	0.00	34,534.43	34,534.43
2110-120-06-2000-303	TCHR SAL HGTS PHYS ED	182,277.00	0.00	182,277.00	179,168.22	0.00	3,108.78	3,108.78
2110-120-06-2100-303	TCHR SAL HGTS READING	123,468.00	0.00	123,468.00	123,153.00	0.00	315.00	315.00
2110-120-06-2200-303	TCHR SAL SCI HGTS	30,366.00	0.00	30,366.00	24,338.40	0.00	6,027.60	6,027.60
2110-120-06-9000-303	TCHR SAL HGTS	711,398.00	0.00	711,398.00	715,333.00	0.00	-3,935.00	-3,935.00
2110-120-07-1000-303	TCHR SAL HH ART	86,956.00	0.00	86,956.00	87,173.00	0.00	-217.00	-217.00
2110-120-07-1100-303	TCHR SAL- HH TECH	136,268.00	0.00	136,268.00	136,533.00	0.00	-265.00	-265.00
2110-120-07-1300-303	TCHR SAL HH ELL	114,178.00	0.00	114,178.00	114,462.00	0.00	-284.00	-284.00
2110-120-07-1900-303	TCHR SAL HH MUSIC	386,062.00	0.00	386,062.00	386,802.00	0.00	-740.00	-740.00
2110-120-07-2000-303	TCHR SAL HH PHYS ED	277,000.00	0.00	277,000.00	278,725.32	0.00	-1,725.32	-1,725.32
2110-120-07-2100-303	TCHR SAL HH READING	274,201.00	0.00	274,201.00	226,163.96	0.00	48,037.04	48,037.04
2110-120-07-2200-303	TCHR SAL SCI HH	120,178.00	0.00	120,178.00	120,101.99	0.00	76.01	76.01
2110-120-07-4400-303	TCHG SAL PSEN/ AIS	0.00	0.00	0.00	73,015.20	0.00	-73,015.20	-73,015.20
2110-120-07-4500-303	TCHR SAL- HH G&T	44,579.00	0.00	44,579.00	44,689.60	0.00	-110.60	-110.60
2110-120-07-9000-303	TCHR SAL HH	2,720,277.00	0.00	2,720,277.00	2,725,198.69	0.00	-4,921.69	-4,921.69
2110-120-09-1200-303	TCHR SAL MS ELA	355,115.00	0.00	355,115.00	244,202.00	0.00	110,913.00	110,913.00
2110-120-09-1800-303	TCHR SAL MS MATH	258,896.00	0.00	258,896.00	259,387.00	0.00	-491.00	-491.00
2110-120-09-2200-303	TCHR SAL MS SCIENCE	340,481.00	-41,000.00	299,481.00	134,032.00	0.00	165,449.00	165,449.00
2110-120-09-2300-303	TCHR SAL MS SS	241,570.00	0.00	241,570.00	242,025.00	0.00	-455.00	-455.00
2110-120-09-9000-303	TCHR SALARY Grade 6	0.00	0.00	0.00	111,724.00	0.00	-111,724.00	-111,724.00
2110-121-03-9000-303	TCHR SAL ELEM ADDL	200,000.00	0.00	200,000.00	16,581.75	0.00	183,418.25	183,418.25
2110-128-06-0800-303	Tchg Asst Elem	36,065.00	0.00	36,065.00	36,638.00	0.00	-573.00	-573.00
2110-128-06-0900-303	Tchg Asst Elem	368,473.00	0.00	368,473.00	314,551.19	0.00	53,921.81	53,921.81
2110-128-06-9000-303	Tchg Asst Elem	0.00	0.00	0.00	14,362.00	0.00	-14,362.00	-14,362.00
2110-128-07-9000-303	Tchg Asst Elem	37,856.00	0.00	37,856.00	15,520.96	0.00	22,335.04	22,335.04
2110-129-03-9000-303	Tchg Asst Elem Supp	25,000.00	0.00	25,000.00	22,142.45	0.00	2,857.55	2,857.55
2110-130-08-1000-303	TCHR SAL HS ART	459,576.00	0.00	459,576.00	426,934.19	0.00	32,641.81	32,641.81
2110-130-08-1200-303	TCHR SAL- HS ENG	1,363,311.00	0.00	1,363,311.00	1,366,252.31	0.00	-2,941.31	-2,941.31
2110-130-08-1300-303	TCHR SAL HS ELL	116,210.00	0.00	116,210.00	116,419.00	0.00	-209.00	-209.00
2110-130-08-1400-303	TCHR SAL HS HLTH ED	140,856.00	0.00	140,856.00	134,151.00	0.00	6,705.00	6,705.00
2110-130-08-1800-303	TCHR SAL- HS MATH	1,243,348.00	0.00	1,243,348.00	1,260,353.71	0.00	-17,005.71	-17,005.71
2110-130-08-1900-303	TCHR SAL HS MUSIC	381,058.00	0.00	381,058.00	322,803.00	0.00	58,255.00	58,255.00
2110-130-08-2000-303	TCHR SAL HS PHYS ED	417,050.00	0.00	417,050.00	423,058.02	0.00	-6,008.02	-6,008.02
2110-130-08-2200-303	TCHR SAL- HS SCIENCE	1,632,339.00	0.00	1,632,339.00	1,615,310.92	0.00	17,028.08	17,028.08
2110-130-08-2300-303	TCHR SAL- HS SOC STUD	1,250,114.00	0.00	1,250,114.00	1,281,079.26	0.00	-30,965.26	-30,965.26
2110-130-08-2600-303	TCHR SAL- HS WRLD LANG	970,524.00	0.00	970,524.00	966,902.36	0.00	3,621.64	3,621.64
2110-130-08-2700-303	TCHR SAL HS BUSINESS ED	189,736.00	0.00	189,736.00	179,287.20	0.00	10,448.80	10,448.80
2110-130-08-3000-303	TCHR SAL- STEM	0.00	0.00	0.00	72,254.01	0.00	-72,254.01	-72,254.01
2110-130-08-6100-303	TCHR SAL- RESEARCH PGM	193,888.00	0.00	193,888.00	54,006.40	0.00	139,881.60	139,881.60
2110-130-08-6600-303	TCHR SAL- ALTERN PROG	201,623.00	0.00	201,623.00	217,881.29	0.00	-16,258.29	-16,258.29
2110-130-09-1000-303	TCHR SAL MS ART	347,837.00	0.00	347,837.00	336,555.60	0.00	11,281.40	11,281.40

Roslyn Public Schools

Budget Status Report As Of: 06/30/2016

Fiscal Year: 2016

Fund: A GENERAL FUND

Budget Account	Description	Initial Budget	Adjustments	Current Budget	Year-to-Date Expenditures	Encumbrances Outstanding	Unencumbered Balance	Available Balance
2110-130-09-1100-303	TCHR SAL- MS TECH	227,063.00	0.00	227,063.00	156,010.40	0.00	71,052.60	71,052.60
2110-130-09-1200-303	TCHR SAL- MS ENG	669,464.00	0.00	669,464.00	670,806.60	0.00	-1,342.60	-1,342.60
2110-130-09-1300-303	TCHR SAL MS ELL	113,893.00	0.00	113,893.00	114,462.60	0.00	-569.00	-569.00
2110-130-09-1400-303	TCHR SAL MS HLTH ED	108,750.00	0.00	108,750.00	122,825.59	0.00	-14,075.59	-14,075.59
2110-130-09-1500-303	TCHR SAL MS H & CAREER	145,209.00	0.00	145,209.00	145,570.00	0.00	-361.00	-361.00
2110-130-09-1600-303	TCHR SAL SECONDARY	167,101.00	0.00	167,101.00	140,372.50	0.00	26,728.50	26,728.50
2110-130-09-1800-303	TCHR SAL- MS MATH	718,193.00	0.00	718,193.00	721,016.00	0.00	-2,823.00	-2,823.00
2110-130-09-1900-303	TCHR SAL MS MUSIC	393,907.00	0.00	393,907.00	394,655.00	0.00	-748.00	-748.00
2110-130-09-2000-303	TCHR SAL MS PHYS ED	377,924.00	0.00	377,924.00	394,432.25	0.00	-16,508.25	-16,508.25
2110-130-09-2100-303	TCHR SAL MS READING	134,937.00	0.00	134,937.00	135,193.00	0.00	-256.00	-256.00
2110-130-09-2200-303	TCHR SAL- MS SCIENCE	601,404.00	0.00	601,404.00	768,126.73	0.00	-166,722.73	-166,722.73
2110-130-09-2300-303	TCHR SAL- MS SOC STUD	564,486.00	0.00	564,486.00	566,171.32	0.00	-1,685.32	-1,685.32
2110-130-09-2600-303	TCHR SAL- MS WRLD LANG	685,038.00	0.00	685,038.00	707,263.88	0.00	-22,225.88	-22,225.88
2110-131-03-9000-303	TCHR SAL- SEC ADD'L	120,000.00	-1,000.00	119,000.00	94,839.39	0.00	24,160.61	24,160.61
2110-132-04-1300-303	TUTORS ESL EH	54,000.00	0.00	54,000.00	30,135.00	0.00	23,865.00	23,865.00
2110-132-04-1800-303	TUTORS MATH EH	54,000.00	0.00	54,000.00	46,473.60	0.00	7,526.40	7,526.40
2110-132-06-1300-303	TUTORS ESL HTS	0.00	0.00	0.00	36,750.00	0.00	-36,750.00	-36,750.00
2110-132-07-1800-303	TUTORS MATH HH	54,000.00	0.00	54,000.00	52,080.00	0.00	1,920.00	1,920.00
2110-132-08-1300-303	TUTORS ESL HS	54,000.00	0.00	54,000.00	66,792.60	0.00	-12,792.60	-12,792.60
2110-138-08-1100-303	Tchg Asst Secondary	40,489.00	0.00	40,489.00	40,489.00	0.00	0.00	0.00
2110-138-08-6600-303	Tchg Asst Secondary	42,301.00	0.00	42,301.00	42,301.00	0.00	0.00	0.00
2110-138-08-9000-303	Tchg Asst Secondary	38,577.00	0.00	38,577.00	38,577.00	0.00	0.00	0.00
2110-138-09-9000-303	Tchg Asst Secondary	226,958.00	-10,000.00	216,958.00	197,519.62	0.00	19,438.38	19,438.38
2110-139-03-9000-303	Tchg Asst Sec SUPPL	60,000.00	0.00	60,000.00	67,906.52	0.00	-7,906.52	-7,906.52
2110-140-03-9000-303	TCHG SAL SUBSTITUTES	11,500.00	0.00	11,500.00	9,725.00	0.00	1,775.00	1,775.00
2110-140-04-9000-303	TCHG SAL SUBS EH	69,000.00	0.00	69,000.00	40,481.70	0.00	28,518.30	28,518.30
2110-140-06-9000-303	TCHG SAL SUBS HTS	46,000.00	-10,000.00	36,000.00	26,977.50	0.00	9,022.50	9,022.50
2110-140-07-9000-303	TCHG SAL SUBS HH	69,000.00	0.00	69,000.00	46,008.30	0.00	22,991.70	22,991.70
2110-140-08-9000-303	TCHG SAL SUBS HS	115,000.00	0.00	115,000.00	80,059.95	0.00	34,940.05	34,940.05
2110-140-09-9000-303	TCHG SAL SUBS MS	138,000.00	0.00	138,000.00	120,098.25	0.00	17,901.75	17,901.75
2110-149-04-9000-303	TCHG ASST SUBS EH	3,950.00	0.00	3,950.00	8,674.99	0.00	-4,724.99	-4,724.99
2110-149-06-9000-303	TCHG ASST SUBS HTS	1,975.00	10,000.00	11,975.00	9,875.00	0.00	2,100.00	2,100.00
2110-149-07-9000-303	TCHG ASST SUBS Hh	3,950.00	0.00	3,950.00	10,873.56	0.00	-6,923.56	-6,923.56
2110-149-08-9000-303	TCHG ASST SUBS HS	3,950.00	0.00	3,950.00	316.00	0.00	3,634.00	3,634.00
2110-149-09-9000-303	TCHG ASST SUBS MS	3,950.00	0.00	3,950.00	270.97	0.00	3,679.03	3,679.03
2110-200-03-1900-301	DISTRICTWIDE MUSIC EQPT	3,000.00	0.00	3,000.00	1,843.85	0.00	1,156.15	1,156.15
2110-200-04-1900-401	TCHG EQPT EH MUSIC	502.00	0.00	502.00	431.00	0.00	71.00	71.00
2110-200-04-2000-309	EQPT EH PHYS ED	8,375.00	-8,375.00	0.00	0.00	0.00	0.00	0.00
2110-200-07-2000-309	EQPT HH PHYS ED	8,025.00	-8,025.00	0.00	0.00	0.00	0.00	0.00
2110-200-08-1000-801	TCHG EQPT HS ART	3,050.00	0.00	3,050.00	3,050.00	0.00	0.00	0.00
2110-200-08-1800-801	TCHG EQPT HS MATH	4,275.00	0.00	4,275.00	3,375.00	0.00	900.00	900.00
2110-200-08-1900-801	TCHG EQPT HS MUSIC	6,573.00	0.00	6,573.00	5,359.00	1,214.00	0.00	0.00
2110-200-08-2000-309	EQPT HS PHYS ED	9,981.00	24,467.50	34,448.50	31,858.34	0.00	2,590.16	2,590.16
2110-200-08-2200-801	TCHG EQUIP - SCIENCE	3,365.00	0.00	3,365.00	3,007.38	0.00	357.62	357.62

Roslyn Public Schools

Budget Status Report As Of: 06/30/2016

Fiscal Year: 2016

Fund: A GENERAL FUND

Budget Account	Description	Initial Budget	Adjustments	Current Budget	Year-to-Date Expenditures	Encumbrances Outstanding	Unencumbered Balance	Available Balance
2110-200-08-2300-801	TCHG EQUIP - SOCIAL STUDI	905.00	0.00	905.00	905.00	0.00	0.00	0.00
2110-200-08-3000-801	TCHG EQUIP - STEM	47,252.00	150.00	47,402.00	46,423.91	0.00	978.09	978.09
2110-200-09-1000-901	TCHG EQPT MS ART	1,696.00	-1,439.20	256.80	256.80	0.00	0.00	0.00
2110-200-09-1500-901	EQPT- HOME ECON	1,168.00	0.00	1,168.00	0.00	0.00	1,168.00	1,168.00
2110-200-09-1900-901	TCHG EQPT MS MUSIC	2,291.00	0.00	2,291.00	2,263.53	0.00	27.47	27.47
2110-200-09-2000-309	EQPT MS PHYS ED	6,300.00	-6,300.00	0.00	0.00	0.00	0.00	0.00
2110-200-09-2200-901	TCHG EQUIP - SCIENCE	4,280.00	0.00	4,280.00	4,110.33	0.00	169.67	169.67
2110-200-09-3000-901	TCHG EQUIP - STEM	43,458.00	-1,500.00	41,958.00	37,675.00	0.00	4,283.00	4,283.00
2110-230-04-9000-401	TCHG FURN EH	368.00	0.00	368.00	319.45	0.00	48.55	48.55
2110-230-07-9000-701	TCHG FURN HH	4,675.00	0.00	4,675.00	4,573.67	0.00	101.33	101.33
2110-230-08-1900-801	TCHG FURN HS MUSIC	6,471.00	0.00	6,471.00	6,081.00	0.00	390.00	390.00
2110-230-08-2300-801	TCHG FURN - SOCIAL STUDI	567.00	0.00	567.00	0.00	0.00	567.00	567.00
2110-230-09-1000-901	FURNITURE- ART	3,120.00	-3,120.00	0.00	0.00	0.00	0.00	0.00
2110-230-09-1800-901	TCHG FURN MS Math	357.00	0.00	357.00	357.00	0.00	0.00	0.00
2110-230-09-1900-901	TCHG FURN MS MUSIC	1,077.00	0.00	1,077.00	887.00	0.00	190.00	190.00
2110-230-09-2200-901	TCHG FURN MS SCIENCE	14,220.00	0.00	14,220.00	14,219.00	0.00	1.00	1.00
2110-230-09-2300-901	TCHG FURN MS Soc Studies	1,007.00	0.00	1,007.00	936.84	0.00	70.16	70.16
2110-430-03-1400-309	CONT SVCS Health Ed	1,500.00	0.00	1,500.00	1,406.25	0.00	93.75	93.75
2110-430-03-2000-309	CONT SVCS Phys Ed	6,100.00	0.00	6,100.00	5,950.00	0.00	150.00	150.00
2110-430-03-9000-301	CONTRACTED SVCS- ADM	2,000.00	0.00	2,000.00	0.00	0.00	2,000.00	2,000.00
2110-430-08-2000-309	CONT SVCS Phys Ed	2,700.00	0.00	2,700.00	0.00	0.00	2,700.00	2,700.00
2110-430-08-6200-801	CONTR HS COMMENCEME	23,999.00	0.00	23,999.00	18,127.57	2,461.66	3,409.77	3,409.77
2110-430-08-9000-801	TCHG HS CONTR	4,500.00	0.00	4,500.00	2,647.03	0.00	1,852.97	1,852.97
2110-430-09-2000-309	CONT SVCS Phys Ed	1,800.00	0.00	1,800.00	0.00	0.00	1,800.00	1,800.00
2110-430-09-6200-901	MS GRADUATION CONTR	10,000.00	0.00	10,000.00	6,717.91	0.00	3,282.09	3,282.09
2110-432-08-2800-801	Testing Fees AP Exams	120,000.00	0.00	120,000.00	97,833.00	0.00	22,167.00	22,167.00
2110-433-08-9000-801	TCHG MEMB DUES HS	9,606.00	0.00	9,606.00	4,475.05	0.00	5,130.95	5,130.95
2110-433-09-9000-901	TCHG MEMB DUES MS	3,030.00	0.00	3,030.00	75.00	0.00	2,955.00	2,955.00
2110-440-03-2000-309	TCHG TRAV CONF EL PE	750.00	0.00	750.00	0.00	0.00	750.00	750.00
2110-440-04-9000-401	TCHG TRAV CONF WKSHP	5,400.00	0.00	5,400.00	2,146.84	0.00	3,253.16	3,253.16
2110-440-06-9000-601	TCHG TRAV CONF WKSHP	2,500.00	-400.00	2,100.00	2,026.21	0.00	73.79	73.79
2110-440-07-9000-701	TCHG TRAV CONF WKSHP	6,300.00	0.00	6,300.00	4,126.35	0.00	2,173.65	2,173.65
2110-440-08-2000-309	TCHG TRAV CONF HS PE	500.00	0.00	500.00	0.00	0.00	500.00	500.00
2110-440-08-2800-801	TRAV CONF WKSHP AP	5,000.00	0.00	5,000.00	635.38	1,850.00	2,514.62	2,514.62
2110-440-08-3000-801	TRAV CONF WKSHP HS STEM	7,000.00	0.00	7,000.00	0.00	0.00	7,000.00	7,000.00
2110-440-08-9000-801	TCHG TRAVEL & CONF EXP	24,300.00	0.00	24,300.00	11,180.77	4,627.08	8,492.15	8,492.15
2110-440-09-2000-309	TCHG TRAV CONF MS PE	500.00	0.00	500.00	0.00	0.00	500.00	500.00
2110-440-09-3000-901	TRAV CONF WKSHP MS STEM	4,000.00	0.00	4,000.00	1,579.86	0.00	2,420.14	2,420.14
2110-440-09-9000-901	TCHG TRAV CONF WKSHP	11,500.00	0.00	11,500.00	4,992.99	0.00	6,507.01	6,507.01
2110-445-04-1900-401	MUSIC REPAIRS - EH	470.00	0.00	470.00	95.00	0.00	375.00	375.00
2110-445-06-1900-601	MUSIC REPAIRS - HTS	180.00	0.00	180.00	85.00	0.00	95.00	95.00
2110-445-07-1900-701	MUSIC REPAIRS - HH	1,350.00	0.00	1,350.00	795.50	0.00	554.50	554.50
2110-445-08-1000-801	EQPT REPAIRS - HS ART	1,000.00	0.00	1,000.00	960.00	0.00	40.00	40.00
2110-445-08-1900-801	MUSIC REPAIRS - HS	8,500.00	0.00	8,500.00	1,139.00	0.00	7,361.00	7,361.00

Roslyn Public Schools

Budget Status Report As Of: 06/30/2016

Fiscal Year: 2016

Fund: A GENERAL FUND

Budget Account	Description	Initial Budget	Adjustments	Current Budget	Year-to-Date Expenditures	Encumbrances Outstanding	Unencumbered Balance	Available Balance
2110-445-08-2200-801	SCIENCE REPAIRS - HS	1,789.00	0.00	1,789.00	1,590.00	0.00	199.00	199.00
2110-445-09-1500-901	H & C REPAIRS - MS	1,300.00	0.00	1,300.00	0.00	0.00	1,300.00	1,300.00
2110-445-09-1600-901	TECH REPAIRS - MS	800.00	0.00	800.00	0.00	0.00	800.00	800.00
2110-445-09-1800-901	MATH REPAIRS - MS	2,625.00	0.00	2,625.00	2,550.00	0.00	75.00	75.00
2110-445-09-1900-901	MUSIC REPAIRS - MS	1,200.00	0.00	1,200.00	1,081.91	0.00	118.09	118.09
2110-445-09-2200-901	EQPT REPAIRS	2,784.00	0.00	2,784.00	0.00	0.00	2,784.00	2,784.00
2110-448-04-9000-401	TCHG FIELD TRIPS EH	15,498.00	-352.85	15,145.15	12,987.40	0.00	2,157.75	2,157.75
2110-448-06-9000-601	TCHG FIELD TRIPS HTS	7,000.00	-650.00	6,350.00	6,255.86	0.00	94.14	94.14
2110-448-07-9000-701	TCHG FIELD TRIPS HH	13,197.00	-360.85	12,836.15	12,371.75	0.00	464.40	464.40
2110-448-08-1300-801	FIELD TRIPS - ENGLISH LAN	400.00	0.00	400.00	0.00	0.00	400.00	400.00
2110-448-08-1900-801	FIELD TRIP EXP- MUSIC	6,250.00	0.00	6,250.00	3,040.22	0.00	3,209.78	3,209.78
2110-448-08-2200-801	FIELD TRIP EXP- SCIENCE	3,879.00	0.00	3,879.00	2,651.00	0.00	1,228.00	1,228.00
2110-448-08-2300-801	FIELD TRIP EXP- Social St	1,000.00	-20.00	980.00	18.57	0.00	961.43	961.43
2110-448-08-6100-801	FIELD TRIP EXP- RESEARCH	16,370.00	0.00	16,370.00	11,250.18	0.00	5,119.82	5,119.82
2110-448-08-6600-801	FIELD TRIPS HILLTOP	6,950.00	0.00	6,950.00	5,630.00	0.00	1,320.00	1,320.00
2110-448-08-9000-801	TCHG FIELD TRIPS HS	2,970.00	-20.00	2,950.00	665.24	0.00	2,284.76	2,284.76
2110-448-09-9000-901	TCHG FIELD TRIPS MS	23,628.00	-17,929.60	5,698.40	4,698.00	0.00	1,000.40	1,000.40
2110-450-03-1900-301	Music MATLS & SUPPL	1,000.00	0.00	1,000.00	0.00	0.00	1,000.00	1,000.00
2110-450-04-1000-401	SUPPLIES EH ART	5,500.00	0.00	5,500.00	5,401.55	0.00	98.45	98.45
2110-450-04-1300-401	TCHG SUPPLIES ELL EH	888.00	0.00	888.00	851.26	0.00	36.74	36.74
2110-450-04-1800-401	SUPPLIES EH MATH	250.00	0.00	250.00	0.00	0.00	250.00	250.00
2110-450-04-1900-401	SUPPLIES EH MUSIC	2,779.00	0.00	2,779.00	2,511.19	0.00	267.81	231.31
2110-450-04-2000-309	TCHG SUP EH PHYS ED	1,620.00	0.00	1,620.00	1,611.32	0.00	8.68	8.68
2110-450-04-2100-401	SUPPLIES EH READING	1,000.00	0.00	1,000.00	0.00	0.00	1,000.00	1,000.00
2110-450-04-2200-401	TCHG SUP EH SCIENCE	3,465.00	0.00	3,465.00	0.00	0.00	3,465.00	3,465.00
2110-450-04-2300-401	TCHG SUP EH SOCIAL STUDI	912.00	0.00	912.00	891.00	0.00	21.00	21.00
2110-450-04-4300-401	TCHG SUP EH ELEM ENRICH	2,670.00	0.00	2,670.00	1,515.19	0.00	1,154.81	1,154.81
2110-450-04-9000-401	TCHG CL SUP EH	53,000.00	-2,611.91	50,388.09	49,141.60	0.00	1,246.49	1,246.49
2110-450-06-0800-601	SUPPLIES HTS PRE-K	500.00	2,611.91	3,111.91	3,107.86	0.00	4.05	4.05
2110-450-06-0900-601	SUPPLIES HTS KG	6,000.00	500.00	6,500.00	6,484.70	0.00	15.30	15.30
2110-450-06-1000-601	SUPPLIES HTS ART	800.00	0.00	800.00	788.48	0.00	11.52	11.52
2110-450-06-1300-601	TCHG SUPPLIES ELL HGT	1,150.00	0.00	1,150.00	975.33	100.79	73.88	73.88
2110-450-06-1800-601	SUPPLIES HTS MATH	500.00	-500.00	0.00	0.00	0.00	0.00	0.00
2110-450-06-1900-601	SUPPLIES HTS MUSIC	300.00	0.00	300.00	274.11	0.00	25.89	25.89
2110-450-06-2000-309	TCHG SUP HGT PHYS ED	1,130.00	0.00	1,130.00	1,050.21	0.00	79.79	79.79
2110-450-06-9000-601	TCHG SUPPLIES HTS	7,010.00	-106.27	6,903.73	6,845.51	65.18	-6.96	-72.14
2110-450-07-1000-701	SUPPLIES HH ART	4,940.00	0.00	4,940.00	4,907.41	0.00	32.59	32.59
2110-450-07-1300-701	TCHG SUPPLIES ELL HH	250.00	0.00	250.00	224.14	0.00	25.86	25.86
2110-450-07-1800-701	SUPPLIES HH MATH	250.00	0.00	250.00	243.67	0.00	6.33	6.33
2110-450-07-1900-701	SUPPLIES HH MUSIC	1,587.00	0.00	1,587.00	1,518.14	0.00	68.86	68.86
2110-450-07-2000-309	TCHG SUP HH PHYS ED	1,727.00	0.00	1,727.00	1,675.51	0.00	51.49	51.49
2110-450-07-2100-701	SUPPLIES HH READING	7,010.00	0.00	7,010.00	7,010.00	0.00	0.00	0.00
2110-450-07-2200-701	TCHG SUP HH SCIENCE	5,013.00	0.00	5,013.00	4,469.40	0.00	543.60	543.60
2110-450-07-4300-701	TCHG SUP HH ELEM ENRICH	1,342.00	0.00	1,342.00	879.35	0.00	462.65	462.65

Roslyn Public Schools

Budget Status Report As Of: 06/30/2016

Fiscal Year: 2016

Fund: A GENERAL FUND

Budget Account	Description	Initial Budget	Adjustments	Current Budget	Year-to-Date Expenditures	Encumbrances Outstanding	Unencumbered Balance	Available Balance
2110-450-07-9000-701	TCHG SUPPLIES HH	37,830.00	719.03	38,549.03	37,905.62	79.10	564.31	564.31
2110-450-08-1000-801	SUPPLIES HS ART	27,016.00	0.00	27,016.00	26,598.43	134.85	282.72	282.72
2110-450-08-1200-801	SUPPLIES HS ENGLISH	2,915.00	-1,000.00	1,915.00	1,123.46	0.00	791.54	791.54
2110-450-08-1300-801	TCHG SUPPLIES ELL HS	519.00	0.00	519.00	0.00	0.00	519.00	519.00
2110-450-08-1400-309	SUP & MATERIALS- HLTH ED	248.00	0.00	248.00	191.78	0.00	56.22	56.22
2110-450-08-1800-801	TCHG SUP HS MATH	4,379.00	-1,000.00	3,379.00	2,409.17	0.00	969.83	969.83
2110-450-08-1900-801	TCHG SUP HS MUSIC	17,658.00	0.00	17,658.00	16,747.58	0.00	910.42	910.42
2110-450-08-2000-309	TCHG SUP HS PHYS ED	2,998.00	0.00	2,998.00	2,902.23	0.00	95.77	95.77
2110-450-08-2100-801	TCHG SUP HS READING	823.00	0.00	823.00	0.00	0.00	823.00	823.00
2110-450-08-2200-801	TCHG SUP HS SCIENCE	41,171.00	-2,500.00	38,671.00	37,543.65	0.00	1,127.35	1,127.35
2110-450-08-2300-801	TCHG SUP HS SOCIAL STUDI	5,459.00	-900.00	4,559.00	4,069.32	0.00	489.68	489.68
2110-450-08-2600-801	TCHG SUPPLIES - WRLD LAN	2,388.00	-750.00	1,638.00	1,385.41	0.00	252.59	252.59
2110-450-08-2700-801	TCHG SUP HS BUSINESS	1,189.00	0.00	1,189.00	315.12	0.00	873.88	873.88
2110-450-08-2800-801	MATLS & SUPPLIES AP	4,000.00	-2,000.00	2,000.00	1,944.40	0.00	55.60	55.60
2110-450-08-3000-801	TCHG SUPPLIES HS STEM	4,748.00	-1,850.00	2,898.00	2,743.89	0.00	154.11	154.11
2110-450-08-6600-801	MATERIALS & SUPPLIES	2,040.00	0.00	2,040.00	966.26	0.00	1,073.74	1,073.74
2110-450-08-9000-801	TCHG SUPPLIES HS	4,319.00	0.00	4,319.00	3,559.31	0.00	759.69	759.69
2110-450-09-1000-901	TCHG SUP MS ART	12,269.00	0.00	12,269.00	11,489.85	0.00	779.15	779.15
2110-450-09-1200-901	TCHG SUP MS ENGLISH	3,500.00	0.00	3,500.00	2,254.39	0.00	1,245.61	1,245.61
2110-450-09-1400-309	SUP & MATERIALS- HLTH ED	500.00	0.00	500.00	391.40	0.00	108.60	108.60
2110-450-09-1500-901	TCHG SUP MS HOME/CR	9,100.00	0.00	9,100.00	8,072.17	0.00	1,027.83	1,027.83
2110-450-09-1600-901	TCHG SUP MS TECH	6,121.00	0.00	6,121.00	6,087.23	0.00	33.77	33.77
2110-450-09-1800-901	TCHG SUP MS MATH	3,500.00	0.00	3,500.00	3,492.56	0.00	7.44	7.44
2110-450-09-1900-901	TCHG SUP MS MUSIC	1,800.00	0.00	1,800.00	1,800.00	0.00	0.00	0.00
2110-450-09-2000-309	TCHG SUP MS PHYS ED	1,686.00	0.00	1,686.00	1,633.87	0.00	52.13	52.13
2110-450-09-2200-901	TCHG SUP MS SCIENCE	13,500.00	0.00	13,500.00	13,079.01	0.00	420.99	420.99
2110-450-09-2300-901	TCHG SUP MS SOCIAL ST	3,500.00	0.00	3,500.00	2,693.75	0.00	806.25	806.25
2110-450-09-2600-901	TCHG SUPPLIES - WRLD LAN	3,000.00	0.00	3,000.00	1,835.07	0.00	1,164.93	1,164.93
2110-450-09-3000-901	TCHG SUPPLIES MS STEM	4,445.00	1,500.00	5,945.00	4,830.16	0.00	1,114.84	1,114.84
2110-450-09-9000-901	TCHG SUPPLIES MS	14,100.00	0.00	14,100.00	11,541.37	217.13	2,341.50	2,341.50
2110-451-04-1700-401	CONSUM WKBS - EH ELA	22,861.00	0.00	22,861.00	19,304.47	0.00	3,556.53	3,556.53
2110-451-04-1800-401	CONSUM WKBS - EH MATH	10,304.00	0.00	10,304.00	0.00	0.00	10,304.00	10,304.00
2110-451-04-2100-401	CONSUM WKBS - EH RDG	3,216.00	0.00	3,216.00	3,040.64	0.00	175.36	175.36
2110-451-04-2300-401	CONSUM WKBS - EH SOC ST	11,463.00	0.00	11,463.00	11,391.12	0.00	71.88	71.88
2110-451-06-1700-601	CONSUM WKBS - HTS ELA	6,369.00	106.27	6,475.27	6,475.27	0.00	0.00	0.00
2110-451-07-1700-701	CONSUM WKBS - HH ELA	27,393.00	0.00	27,393.00	25,197.79	0.00	2,195.21	2,195.21
2110-451-07-1800-701	CONSUM WKBS - HH MATH	8,753.00	0.00	8,753.00	8,468.74	0.00	284.26	284.26
2110-451-07-1900-701	CONSUMABLE WBKS- MUSIC	1,050.00	0.00	1,050.00	692.90	0.00	357.10	357.10
2110-451-07-2200-701	CONSUM WKBS - HH SCI	1,780.00	0.00	1,780.00	1,320.80	0.00	459.20	459.20
2110-451-07-2300-701	CONSUM WKBS - HH SOC ST	11,888.00	0.00	11,888.00	11,571.76	0.00	316.24	316.24
2110-451-08-1200-801	CONSUM WKBS - HS ENGL	2,415.00	0.00	2,415.00	1,829.00	0.00	586.00	586.00
2110-451-08-1300-801	CONSUM WKBS - HS ESL	2,913.00	0.00	2,913.00	2,913.00	0.00	0.00	0.00
2110-451-08-1800-801	CONSUM WKBS - HS MATH	1,565.00	0.00	1,565.00	1,565.00	0.00	0.00	0.00
2110-451-08-2200-801	CONSUM WKBS - HS SCI	6,551.00	0.00	6,551.00	6,373.20	0.00	177.80	177.80

Roslyn Public Schools

Budget Status Report As Of: 06/30/2016

Fiscal Year: 2016

Fund: A GENERAL FUND

Budget Account	Description	Initial Budget	Adjustments	Current Budget	Year-to-Date Expenditures	Encumbrances Outstanding	Unencumbered Balance	Available Balance
2110-451-08-2300-801	CONSUM WKBS - HS SOC ST	5,090.00	0.00	5,090.00	3,751.48	0.00	1,338.52	1,338.52
2110-451-08-2600-801	CONSUM WKBS - HS WRLD LNG	19,525.00	0.00	19,525.00	19,525.00	0.00	0.00	0.00
2110-451-08-2700-801	TCHG WKBS BUSINESS	908.00	0.00	908.00	0.00	0.00	908.00	908.00
2110-451-08-6600-801	CONSUM WKBS - HILLTOP	1,500.00	0.00	1,500.00	329.10	0.00	1,170.90	1,170.90
2110-451-09-1200-901	CONSUM WKBS - MS ENGL	5,700.00	0.00	5,700.00	2,915.41	0.00	2,784.59	2,784.59
2110-451-09-1800-901	CONSUM WKBS - MS MATH	15,160.00	0.00	15,160.00	9,661.00	0.00	5,499.00	5,499.00
2110-451-09-1900-901	CONSUMABLE WBKS- MUSIC	1,600.00	0.00	1,600.00	0.00	0.00	1,600.00	1,600.00
2110-451-09-2200-901	CONSUM WKBS - MS SCI	4,514.00	0.00	4,514.00	4,135.73	0.00	378.27	378.27
2110-451-09-2300-901	CONSUM WKBS - MS SOC ST	779.00	0.00	779.00	0.00	0.00	779.00	779.00
2110-451-09-2600-901	CONSUM WKBS - MS WRLD LNG	2,485.00	0.00	2,485.00	2,478.00	0.00	7.00	7.00
2110-459-04-9000-401	CLASSROOM LIBRARIES	13,041.00	430.67	13,471.67	10,406.75	0.00	3,064.92	3,064.92
2110-459-06-9000-601	CLASSROOM LIBRARIES	6,800.00	0.00	6,800.00	6,779.85	0.00	20.15	20.15
2110-459-07-1700-701	Classroom Lib TC	25,000.00	776.96	25,776.96	25,072.91	649.15	54.90	54.90
2110-459-07-2200-701	Classroom Lib Science	800.00	-189.62	610.38	610.38	0.00	0.00	0.00
2110-459-07-9000-701	Class Lib Book of Month	6,000.00	0.00	6,000.00	5,991.53	0.00	8.47	8.47
2110-473-03-9000-301	TCHG TUITION CHARTER SCH	40,000.00	0.00	40,000.00	0.00	0.00	40,000.00	40,000.00
2110-480-03-9000-301	NEW TEXTBK SERIES	139,767.00	14,292.47	154,059.47	123,104.12	30,901.98	53.37	53.37
2110-480-07-1800-701	TCHG TEXTBK HH MATH	500.00	0.00	500.00	0.00	0.00	500.00	500.00
2110-480-07-2100-701	TCHG TEXTBK HH READING	500.00	0.00	500.00	103.74	384.85	11.41	11.41
2110-480-07-9000-701	TCHG REFERENCE HH	2,200.00	0.00	2,200.00	2,198.08	0.00	1.92	1.92
2110-480-08-1200-801	TCHG TEXTBOOK HS ENGLISH	6,399.00	0.00	6,399.00	6,399.00	0.00	0.00	0.00
2110-480-08-1300-801	TCHG TEXT ELL HS	2,218.00	0.00	2,218.00	1,974.47	0.00	243.53	243.53
2110-480-08-1800-801	TCHG TEXTBK HS MATH	4,789.00	0.00	4,789.00	4,789.00	0.00	0.00	0.00
2110-480-08-2100-801	TCHG TEXTBK HS READING	607.00	0.00	607.00	0.00	0.00	607.00	607.00
2110-480-08-2300-801	TCHG TEXTBK HS SOCIAL ST	17,774.00	0.00	17,774.00	17,121.39	0.00	652.61	652.61
2110-480-08-2600-801	TCHG TEXTBK - WRLD LAN	960.00	0.00	960.00	960.00	0.00	0.00	0.00
2110-480-08-2700-801	TCHG TEXTBK - BUSINESS ED	218.00	0.00	218.00	0.00	0.00	218.00	218.00
2110-480-08-6600-801	TCHG TEXTBK - HILLTOP	3,000.00	0.00	3,000.00	1,538.73	0.00	1,461.27	1,461.27
2110-480-08-9000-801	TCHG TEXTBK HS	607.00	0.00	607.00	523.74	0.00	83.26	83.26
2110-480-09-1200-901	TCHG TEXTBOOK MS ENGLISH	6,870.00	0.00	6,870.00	5,666.03	1,198.84	5.13	5.13
2110-480-09-1500-901	TEXTS & WBKS- H ECO	1,770.00	0.00	1,770.00	816.00	0.00	954.00	954.00
2110-480-09-2200-901	TCHG TEXTBK MS SCIENCE	3,302.00	0.00	3,302.00	2,234.65	0.00	1,067.35	1,067.35
2110-480-09-2300-901	TCHG TEXTBK MS SOCIAL ST	7,796.00	0.00	7,796.00	2,252.03	0.00	5,543.97	5,543.97
2110-480-09-2600-901	TCHG TEXTBK - WRLD LAN	1,481.00	0.00	1,481.00	923.60	0.00	557.40	557.40
2110-480-09-9000-901	TCHG TEXTBK MS	3,200.00	0.00	3,200.00	2,748.14	0.00	451.86	451.86
2110-481-03-9000-301	TCHG BOOKS- PRIV/ PAR	45,000.00	0.00	45,000.00	41,054.00	0.00	3,946.00	929.79
2110-490-03-4700-301	Testing - Bi-Lingual	6,000.00	0.00	6,000.00	6,000.00	0.00	0.00	0.00
2110-490-03-5700-301	BOCES ARTS IN ED	65,000.00	0.00	65,000.00	47,116.16	0.00	17,883.84	17,883.84
2110-490-08-2200-801	OUTDOOR ED - BOCES TRIPS	5,500.00	0.00	5,500.00	5,500.00	0.00	0.00	0.00
2110-490-08-5200-308	BOCES TEENAGE PREGNANCY	20,000.00	-15,789.93	4,210.07	0.00	0.00	4,210.07	4,210.07
2110-490-08-5300-308	BOCES ALT ED	15,000.00	7,448.00	22,448.00	14,640.16	0.00	7,807.84	7,807.84
2110-490-08-5400-308	BOCES OCC ED	364,370.00	-87,448.00	276,922.00	191,981.24	0.00	84,940.76	84,940.76
2110-490-08-5600-308	BOCES CULT ARTS PGM	70,000.00	0.00	70,000.00	70,000.00	0.00	0.00	0.00
2110-490-08-5700-801	BOCES ARTS IN ED	11,000.00	0.00	11,000.00	1,886.53	0.00	9,113.47	9,113.47

Roslyn Public Schools

Budget Status Report As Of: 06/30/2016

Fiscal Year: 2016

Fund: A GENERAL FUND

Budget Account	Description	Initial Budget	Adjustments	Current Budget	Year-to-Date Expenditures	Encumbrances Outstanding	Unencumbered Balance	Available Balance
2110-490-08-9000-308	BOCES PROGS OTHER	12,932.00	0.00	12,932.00	9,533.06	0.00	3,398.94	3,398.94
2110-490-09-9000-901	BOCES TRIPS & CONFERENCES	12,500.00	15,823.00	28,323.00	14,985.18	0.00	13,337.82	13,337.82
2110 Teaching-Regular School - Function Subtotal		29,888,733.00	-324,828.42	29,563,904.58	28,515,166.01	43,884.61	1,004,853.96	1,001,736.07
2250-150-03-9000-303	SP ED ADMINISTRATORS	315,402.00	0.00	315,402.00	315,403.00	0.00	-1.00	-1.00
2250-152-04-2400-303	SPEECH TCHRS- EH	221,440.00	0.00	221,440.00	230,599.34	0.00	-9,159.34	-9,159.34
2250-152-04-9000-303	SP ED TCHRS- EH	600,052.00	0.00	600,052.00	579,935.00	0.00	20,117.00	20,117.00
2250-152-06-0900-303	Sp Ed K Salary	106,025.00	0.00	106,025.00	106,290.00	0.00	-265.00	-265.00
2250-152-06-2400-303	SPEECH TCHRS- HTS	253,560.00	0.00	253,560.00	254,037.00	0.00	-477.00	-477.00
2250-152-06-9000-303	SP ED TCHRS- HGTS	254,819.00	0.00	254,819.00	180,300.00	0.00	74,519.00	74,519.00
2250-152-07-2400-303	SPEECH TCHRS- HH	252,547.00	0.00	252,547.00	255,523.00	0.00	-2,976.00	-2,976.00
2250-152-07-9000-303	SP ED TCHRS- HH	353,454.00	0.00	353,454.00	354,254.00	0.00	-800.00	-800.00
2250-152-08-2400-303	SPEECH TCHRS- HS	103,783.00	0.00	103,783.00	125,610.40	0.00	-21,827.40	-21,827.40
2250-152-08-6600-303	TCHRS K-12 SAL	126,709.00	0.00	126,709.00	126,694.00	0.00	15.00	15.00
2250-152-08-9000-303	SP ED TCHRS- HS	1,172,902.00	0.00	1,172,902.00	1,162,175.00	0.00	10,727.00	10,727.00
2250-152-09-2400-303	SPEECH TCHRS- MS	107,568.00	0.00	107,568.00	86,269.60	0.00	21,298.40	21,298.40
2250-152-09-9000-303	SP ED TCHRS- MS	1,229,239.00	0.00	1,229,239.00	1,191,371.36	0.00	37,867.64	37,867.64
2250-153-03-5900-307	SP ED TCHG SUMMER	48,724.00	0.00	48,724.00	115.30	0.00	48,608.70	48,608.70
2250-153-03-9000-303	SP ED TCHG SUPLM	139,015.00	0.00	139,015.00	174,550.34	0.00	-35,535.34	-35,535.34
2250-158-04-9000-303	SP ED TCHR ASST SAL- EH	562,036.00	0.00	562,036.00	512,047.51	0.00	49,988.49	49,988.49
2250-158-06-0900-303	SP ED TCHR ASST SAL- HGT	25,513.00	0.00	25,513.00	40,948.37	0.00	-15,435.37	-15,435.37
2250-158-06-9000-303	SP ED TCHR ASST SAL- HGT	218,355.00	0.00	218,355.00	223,000.31	0.00	-4,645.31	-4,645.31
2250-158-07-9000-303	SP ED TCHR ASST SAL-HH	255,976.00	0.00	255,976.00	284,787.00	0.00	-28,811.00	-28,811.00
2250-158-08-9000-303	SP ED TCHR ASST SAL- HS	390,556.00	0.00	390,556.00	507,268.19	0.00	-116,712.19	-116,712.19
2250-158-09-9000-303	SP ED TCHR ASST SAL- MS	206,678.00	0.00	206,678.00	193,250.38	0.00	13,427.62	13,427.62
2250-159-03-5900-307	TCHR ASST SAL SUMMER	23,457.00	-10,000.00	13,457.00	1,890.36	0.00	11,566.64	11,566.64
2250-159-03-9000-303	TCHR ASST SAL SUPLM	180,000.00	0.00	180,000.00	133,198.78	0.00	46,801.22	46,801.22
2250-160-03-9000-303	SPECIAL ED- CLERICAL SAL	258,942.00	0.00	258,942.00	267,275.33	0.00	-8,333.33	-8,333.33
2250-161-03-9000-303	SP ED NON-INS SUPLM	0.00	0.00	0.00	14,653.15	0.00	-14,653.15	-14,653.15
2250-165-03-5900-307	NURSE SAL SUMMER	6,403.00	0.00	6,403.00	3,869.71	0.00	2,533.29	2,533.29
2250-166-03-9000-303	PARAS SAL	39,939.00	0.00	39,939.00	39,939.00	0.00	0.00	0.00
2250-166-07-9000-303	PARAS SAL HH	77,538.00	0.00	77,538.00	65,325.75	0.00	12,212.25	12,212.25
2250-166-09-9000-303	PARAS SAL MS	9,131.00	0.00	9,131.00	9,130.36	0.00	0.64	0.64
2250-167-03-9000-303	PARAS SAL SUPLM	0.00	10,000.00	10,000.00	10,339.54	0.00	-339.54	-339.54
2250-230-03-9000-307	SP ED FURN DW	3,000.00	0.00	3,000.00	189.20	2,697.51	113.29	113.29
2250-430-03-9000-307	SP ED CONTRACT SVCES	774,000.00	101,000.00	875,000.00	813,651.27	843.00	60,505.73	52,404.35
2250-440-03-9000-307	SP ED TRAV CONF WKSHP	1,500.00	225.00	1,725.00	1,518.51	0.00	206.49	206.49
2250-450-03-9000-307	SP ED SUPPLIES DW	45,000.00	-225.00	44,775.00	39,181.10	685.68	4,908.22	4,908.22
2250-472-03-9000-307	PRIVATE SCH TUITION	750,000.00	-70,000.00	680,000.00	667,161.62	0.00	12,838.38	12,838.38
2250-490-03-4700-307	Testing - Bi-Lingual	2,000.00	3,000.00	5,000.00	595.07	0.00	4,404.93	4,404.93
2250-490-03-9000-307	SP ED BOCES	632,000.00	77,000.00	709,000.00	709,459.67	0.00	-459.67	-459.67
2250 Special Educational Services - Function Subtotal		9,747,263.00	111,000.00	9,858,263.00	9,681,807.52	4,226.19	172,229.29	164,127.91
2330-151-03-5900-301	ADM SAL SUMM PROG	8,658.00	0.00	8,658.00	8,488.00	0.00	170.00	170.00
2330-152-03-4600-303	PARENT CHILD - INSTRUCTIO	11,100.00	0.00	11,100.00	8,602.50	0.00	2,497.50	2,497.50

Roslyn Public Schools

Budget Status Report As Of: 06/30/2016

Fiscal Year: 2016

Fund: A GENERAL FUND

Budget Account	Description	Initial Budget	Adjustments	Current Budget	Year-to-Date Expenditures	Encumbrances Outstanding	Unencumbered Balance	Available Balance
2330-153-03-5900-301	TCH SAL SUMM PROG	140,000.00	-35,000.00	105,000.00	94,751.00	0.00	10,249.00	10,249.00
2330-155-03-2900-304	Confucius Institute Tchg	10,320.00	0.00	10,320.00	0.00	0.00	10,320.00	10,320.00
2330-155-03-5800-304	ADULT ED TCHG	111,513.00	0.00	111,513.00	55,526.94	0.00	55,986.06	55,986.06
2330-155-03-6000-304	DRIVER ED TCHG	6,223.00	0.00	6,223.00	6,222.30	0.00	0.70	0.70
2330-159-03-5900-301	TCHR ASST SAL SUPL SUMMER	11,054.00	0.00	11,054.00	15,435.00	0.00	-4,381.00	-4,381.00
2330-160-03-5800-303	ADULT ED NON-CERTI	111,929.00	0.00	111,929.00	111,928.25	0.00	0.75	0.75
2330-161-03-5800-303	AD EDU CLER SAL SUPLM	9,000.00	0.00	9,000.00	6,693.75	0.00	2,306.25	2,306.25
2330-161-03-5800-304	AD EDU SUPV CLASS	7,907.00	0.00	7,907.00	7,114.61	0.00	792.39	792.39
2330-165-03-5900-301	NURSE SAL SUMM PROG	7,308.00	0.00	7,308.00	-3,869.71	0.00	11,177.71	11,177.71
2330-167-03-5900-301	PARA SAL SUMM PROG	0.00	35,000.00	35,000.00	2,520.00	0.00	32,480.00	32,480.00
2330-430-03-2900-304	Confucius Inst CONT SVCES	2,000.00	0.00	2,000.00	201.55	0.00	1,798.45	1,798.45
2330-430-03-5800-304	ADULT ED CONTR	92,027.00	4,900.00	96,927.00	95,196.00	0.00	1,731.00	1,731.00
2330-430-03-6000-304	CONTR HS DRIVERS ED	45,360.00	0.00	45,360.00	45,360.00	0.00	0.00	0.00
2330-436-03-5800-304	ADULT ED PRINTING	23,735.00	-4,900.00	18,835.00	13,762.00	0.00	5,073.00	5,073.00
2330-440-03-2900-304	Confucius Inst CONF EXP	8,000.00	0.00	8,000.00	7,377.83	0.00	622.17	622.17
2330-440-03-5800-304	ADULT EDTRAV & CONF EXP	300.00	0.00	300.00	0.00	0.00	300.00	300.00
2330-450-03-2900-304	Confucius Inst SUPPLIES	1,000.00	0.00	1,000.00	0.00	0.00	1,000.00	1,000.00
2330-450-03-4600-301	PARENT CHILD SUPPLIES	3,000.00	0.00	3,000.00	2,910.76	0.00	89.24	89.24
2330-450-03-5800-304	ADULT ED SUPPLIES	1,000.00	0.00	1,000.00	732.26	0.00	267.74	267.74
2330-450-03-5900-301	MATLS & SUPP SUMM PROG	4,000.00	2,000.00	6,000.00	4,459.06	704.34	836.60	836.60
2330-450-03-6000-304	DRIVER ED SUPPLIES	250.00	0.00	250.00	0.00	0.00	250.00	250.00
2330-480-03-5800-304	ADULT ED TEXTBK	350.00	0.00	350.00	56.07	0.00	293.93	293.93
2330-490-08-5500-308	BOCES SUMMER SCH	44,562.00	13,754.93	58,316.93	58,316.93	0.00	0.00	0.00
2330 Teaching-Special Schools - Function Subtotal		660,596.00	15,754.93	676,350.93	541,785.10	704.34	133,861.49	133,861.49
2610-152-04-9000-303	LIB CONTR SAL EH	123,959.00	0.00	123,959.00	124,194.00	0.00	-235.00	-235.00
2610-152-06-9000-303	LIB CONTR SAL HTS	130,860.00	0.00	130,860.00	131,106.00	0.00	-246.00	-246.00
2610-152-07-9000-303	LIB CONTR SAL HH	99,653.00	0.00	99,653.00	99,901.00	0.00	-248.00	-248.00
2610-152-08-9000-303	LIB CONTR SAL HS	130,860.00	0.00	130,860.00	131,106.00	0.00	-246.00	-246.00
2610-152-09-9000-303	LIB CONTR SAL MS	136,268.00	0.00	136,268.00	136,533.00	0.00	-265.00	-265.00
2610-158-09-9000-303	TCHR ASST SAL	32,557.00	-25,000.00	7,557.00	0.00	0.00	7,557.00	7,557.00
2610-159-03-9000-303	TCHR ASST SAL SUPLM	0.00	0.00	0.00	1,474.96	0.00	-1,474.96	-1,474.96
2610-166-08-9000-303	PARAS SAL HS	0.00	35,000.00	35,000.00	34,532.00	0.00	468.00	468.00
2610-430-04-9000-401	LIB CONTR EH	750.00	0.00	750.00	484.00	0.00	266.00	266.00
2610-430-07-9000-701	LIB CONTR HH	550.00	0.00	550.00	42.00	0.00	508.00	508.00
2610-430-08-9000-801	LIB CONTR HS	1,880.00	0.00	1,880.00	1,056.00	0.00	824.00	824.00
2610-433-08-9000-801	LIB MEMB HS	1,875.00	0.00	1,875.00	1,800.00	0.00	75.00	75.00
2610-433-09-9000-901	LIB MEMB MS	180.00	0.00	180.00	180.00	0.00	0.00	0.00
2610-443-04-9000-311	LIB PROF & TECH SVCES EH	5,000.00	0.00	5,000.00	5,000.00	0.00	0.00	0.00
2610-443-06-9000-311	LIB PROF & TECH SVCES HTS	5,000.00	0.00	5,000.00	4,597.40	319.00	83.60	83.60
2610-443-07-9000-311	LIB PROF & TECH SVCES HH	5,000.00	0.00	5,000.00	5,000.00	0.00	0.00	0.00
2610-443-08-9000-311	LIB PROF & TECH SVCES HS	7,000.00	0.00	7,000.00	6,695.92	0.00	304.08	304.08
2610-443-09-9000-311	LIB PROF & TECH SVCES MS	7,000.00	0.00	7,000.00	7,000.00	0.00	0.00	0.00
2610-450-04-9000-401	LIB MAT/SUPPLIES EH	600.00	0.00	600.00	546.17	0.00	53.83	53.83

Roslyn Public Schools

Budget Status Report As Of: 06/30/2016

Fiscal Year: 2016

Fund: A GENERAL FUND

Budget Account	Description	Initial Budget	Adjustments	Current Budget	Year-to-Date Expenditures	Encumbrances Outstanding	Unencumbered Balance	Available Balance
2610-450-06-9000-601	LIB MAT/SUPPLIES HTS	100.00	0.00	100.00	97.99	0.00	2.01	2.01
2610-450-07-9000-701	LIB MAT/SUPPLIES HH	1,482.00	0.00	1,482.00	1,459.88	0.00	22.12	22.12
2610-450-08-9000-801	LIB MAT/SUPPLIES HS	1,150.00	0.00	1,150.00	873.95	0.00	276.05	276.05
2610-450-09-9000-901	LIB MAT/SUPPLIES MS	800.00	0.00	800.00	364.18	0.00	435.82	435.82
2610-459-04-9000-401	LIB BOOKS EH	5,500.00	0.00	5,500.00	5,463.81	0.00	36.19	36.19
2610-459-06-9000-601	LIB BOOKS HTS	3,000.00	450.00	3,450.00	3,019.31	393.90	36.79	36.79
2610-459-07-9000-701	LIB BOOKS HH	3,458.00	0.00	3,458.00	3,378.27	0.00	79.73	79.73
2610-459-08-9000-801	LIB BOOKS HS	8,985.00	0.00	8,985.00	7,428.40	0.00	1,556.60	1,556.60
2610-459-09-9000-901	LIB BOOKS MS	7,500.00	0.00	7,500.00	2,064.83	39.87	5,395.30	5,395.30
2610-460-04-9000-311	LIB COMP SOF EH	2,589.00	0.00	2,589.00	2,577.61	0.00	11.39	11.39
2610-460-07-9000-311	LIB COMP SOF HH	2,589.00	0.00	2,589.00	2,559.50	0.00	29.50	29.50
2610-460-08-9000-311	LIB SOFTWARE HS	7,381.00	0.00	7,381.00	7,381.00	0.00	0.00	0.00
2610-460-09-9000-311	LIB SOFTWARE MS	9,261.00	0.00	9,261.00	9,261.00	0.00	0.00	0.00
2610-490-04-9000-401	LIB BOCES EH	1,000.00	0.00	1,000.00	1,000.00	0.00	0.00	0.00
2610 School Library & AV - Function Subtotal		743,787.00	10,450.00	754,237.00	738,178.18	752.77	15,306.05	15,306.05
2630-158-03-9000-303	TCHR ASST SAL	36,202.00	0.00	36,202.00	36,202.00	0.00	0.00	0.00
2630-159-03-9000-303	TCHR ASST SAL SUPLM	0.00	5,000.00	5,000.00	3,318.70	0.00	1,681.30	1,681.30
2630-160-03-9000-303	COMPUTER TECHNICIANS	0.00	8,333.33	8,333.33	8,333.33	0.00	0.00	0.00
2630-220-03-1100-311	COMPUTER HARDWARE	429,000.00	65,000.00	494,000.00	476,726.64	16,843.00	430.36	430.36
2630-430-03-1100-311	COMP CONTR	110,000.00	5,000.00	115,000.00	111,800.79	487.83	2,711.38	2,711.38
2630-450-03-1100-311	COMP SUPPLIES DW	42,500.00	14,150.00	56,650.00	56,519.86	0.00	130.14	130.14
2630-460-04-9000-311	STATE AID COMP SOFT EH	5,403.00	0.00	5,403.00	5,310.10	0.00	92.90	92.90
2630-460-06-9000-311	STATE AID COMP SOFT HTS	1,100.00	0.00	1,100.00	1,100.00	0.00	0.00	0.00
2630-460-07-9000-311	STATE AID COMP SOFT HH	6,559.00	0.00	6,559.00	6,559.00	0.00	0.00	0.00
2630-460-08-9000-311	STATE AID COMP SOFT HS	15,125.00	0.00	15,125.00	15,125.00	0.00	0.00	0.00
2630-460-09-9000-311	STATE AID COMP SOFT MS	8,327.00	0.00	8,327.00	8,327.00	0.00	0.00	0.00
2630-490-03-9000-311	BOCES COMP SVCES DW	495,622.00	41,000.00	536,622.00	535,130.74	0.00	1,491.26	1,491.26
2630 Computer Assisted Instruction - Function Subtotal		1,149,838.00	138,483.33	1,288,321.33	1,264,453.16	17,330.83	6,537.34	6,537.34
2810-121-03-9000-308	Elementary Home Instructo	17,000.00	0.00	17,000.00	990.00	0.00	16,010.00	16,010.00
2810-131-03-9000-308	Secondary Home Instructor	65,000.00	-5,000.00	60,000.00	31,140.20	0.00	28,859.80	28,859.80
2810-150-03-9000-303	GUID ADMIN SAL	174,507.00	0.00	174,507.00	177,997.14	0.00	-3,490.14	-3,490.14
2810-152-08-9000-303	GUIDANCE HS SAL	779,877.00	0.00	779,877.00	781,734.00	0.00	-1,857.00	-1,857.00
2810-152-09-9000-303	GUIDANCE MS SAL	388,897.00	0.00	388,897.00	360,721.16	0.00	28,175.84	28,175.84
2810-153-03-9000-303	GUID CERT SAL ADD'L	5,000.00	0.00	5,000.00	0.00	0.00	5,000.00	5,000.00
2810-157-08-9000-308	GUID PROG CHAP & SUP	10,000.00	0.00	10,000.00	9,140.00	0.00	860.00	860.00
2810-160-03-9000-303	GUID NON-INST	0.00	0.00	0.00	17,693.00	0.00	-17,693.00	-17,693.00
2810-160-08-9000-303	GUID NON-INST HS	211,761.00	0.00	211,761.00	211,761.00	0.00	0.00	0.00
2810-160-09-9000-303	GUID NON- INST MS	68,518.00	0.00	68,518.00	68,518.00	0.00	0.00	0.00
2810-161-03-9000-303	GUID NON CERT SUPLM	3,000.00	0.00	3,000.00	358.25	0.00	2,641.75	2,641.75
2810-161-03-9000-308	GUID NON CERT SUPLM	3,000.00	0.00	3,000.00	0.00	0.00	3,000.00	3,000.00
2810-230-08-9000-308	GUID FURN HS	2,485.00	-800.00	1,685.00	1,397.50	0.00	287.50	287.50
2810-230-09-9000-308	GUID FURN MS	0.00	800.00	800.00	765.02	0.00	34.98	34.98
2810-430-08-9000-308	GUID CONTR HS	4,245.00	-400.00	3,845.00	3,595.00	0.00	250.00	250.00

Roslyn Public Schools

Budget Status Report As Of: 06/30/2016

Fiscal Year: 2016

Fund: A GENERAL FUND

Budget Account	Description	Initial Budget	Adjustments	Current Budget	Year-to-Date Expenditures	Encumbrances Outstanding	Unencumbered Balance	Available Balance
2810-430-09-9000-308	GUID CONTR MS	0.00	400.00	400.00	400.00	0.00	0.00	0.00
2810-433-08-9000-308	GUID MEMB DUES HS	1,063.00	0.00	1,063.00	657.10	0.00	405.90	405.90
2810-433-09-9000-308	GUID MEMB DUES MS	90.00	0.00	90.00	90.00	0.00	0.00	0.00
2810-436-08-9000-308	GUID PRINTING HS	640.00	0.00	640.00	196.00	0.00	444.00	444.00
2810-440-08-9000-308	GUID TRAV CONF WKSHP	14,300.00	-6,500.00	7,800.00	4,131.03	0.00	3,668.97	3,668.97
2810-440-09-9000-308	GUID TRAV CONF WKSHP	280.00	0.00	280.00	128.63	0.00	151.37	151.37
2810-450-08-4700-308	GUID TESTING MATERIAL HS	3,600.00	0.00	3,600.00	0.00	0.00	3,600.00	3,600.00
2810-450-08-9000-308	GUID MAT/SUPPLIES HS	2,220.00	1,500.00	3,720.00	3,303.00	0.00	417.00	417.00
2810-450-09-9000-308	GUID MAT/SUPPLIES MS	1,507.00	0.00	1,507.00	1,403.76	0.00	103.24	103.24
2810-459-08-9000-308	GUID LIBRARY BKS & MATS	900.00	0.00	900.00	694.46	0.00	205.54	205.54
2810-459-09-9000-308	GUID LIBRARY BKS & MATS	400.00	0.00	400.00	329.28	0.00	70.72	70.72
2810-474-08-9000-308	Contract Home Instruction	15,000.00	10,000.00	25,000.00	20,245.60	0.00	4,754.40	4,754.40
2810-490-08-9000-308	GUID BOCES COMP S	5,469.00	0.00	5,469.00	4,410.65	0.00	1,058.35	1,058.35
2810 Guidance Services - Function Subtotal		1,778,759.00	0.00	1,778,759.00	1,701,799.78	0.00	76,959.22	76,959.22
2815-164-04-9000-303	HLTH SVCES NON-INS EH	65,346.00	0.00	65,346.00	65,522.00	0.00	-176.00	-176.00
2815-164-06-9000-303	HLTH SVCES NON-INS HGTS	69,972.00	0.00	69,972.00	70,739.00	0.00	-767.00	-767.00
2815-164-07-9000-303	HLTH SVCES NON-INS HH	58,636.00	0.00	58,636.00	58,795.00	0.00	-159.00	-159.00
2815-164-08-9000-303	HLTH SVCES NON-INS HS	41,128.00	0.00	41,128.00	46,478.00	0.00	-5,350.00	-5,350.00
2815-164-09-9000-303	HLTH SVCES NON-INS MS	72,722.00	0.00	72,722.00	73,489.00	0.00	-767.00	-767.00
2815-165-03-9000-303	HLTH SVCES SUPLM	50,000.00	0.00	50,000.00	39,528.86	0.00	10,471.14	10,471.14
2815-430-03-9000-307	HLTH SVCES OTHER	111,350.00	0.00	111,350.00	91,829.65	0.00	19,520.35	19,520.35
2815-450-04-9000-401	HLTH SVCES SUPP EH	825.00	0.00	825.00	812.28	0.00	12.72	12.72
2815-450-06-9000-601	HLTH SVCES SUPP HTS	4,000.00	0.00	4,000.00	3,973.49	0.00	26.51	26.51
2815-450-07-9000-701	HLTH SVCES SUPP HH	1,689.00	0.00	1,689.00	1,167.85	0.00	521.15	521.15
2815-450-08-9000-801	HLTH SVCES SUPPLIES HS	2,126.00	0.00	2,126.00	1,636.71	0.00	489.29	489.29
2815-450-09-9000-901	HLTH SVCES SUPP MS	2,500.00	0.00	2,500.00	1,363.45	0.00	1,136.55	1,136.55
2815 Health Services - Function Subtotal		480,294.00	0.00	480,294.00	455,335.29	0.00	24,958.71	24,958.71
2820-152-03-9000-303	PSYCH SVCES DIST	49,989.00	0.00	49,989.00	66,015.28	0.00	-16,026.28	-16,026.28
2820-152-04-9000-303	PSYCH SVCES EH	144,339.00	0.00	144,339.00	135,462.41	0.00	8,876.59	8,876.59
2820-152-06-9000-303	PSYCH SVCES HTS	85,115.00	0.00	85,115.00	88,086.00	0.00	-2,971.00	-2,971.00
2820-152-07-9000-303	PSYCH SVCES HH	162,210.00	0.00	162,210.00	153,379.41	0.00	8,830.59	8,830.59
2820-152-08-6600-303	PSYCH SVCES Hilltop	33,326.00	0.00	33,326.00	33,409.20	0.00	-83.20	-83.20
2820-152-08-9000-303	PSYCH SVCES HS	137,324.00	0.00	137,324.00	99,525.20	0.00	37,798.80	37,798.80
2820-152-09-9000-303	PSYCH SVCES MS	129,275.00	0.00	129,275.00	129,267.00	0.00	8.00	8.00
2820-153-03-9000-303	PSYCH SVCES CERT SUPLM	20,000.00	0.00	20,000.00	5,734.10	0.00	14,265.90	14,265.90
2820 Psychological Services - Function Subtotal		761,578.00	0.00	761,578.00	710,878.60	0.00	50,699.40	50,699.40
2825-152-06-9000-303	Social Worker Salary	61,350.00	0.00	61,350.00	61,465.50	0.00	-115.50	-115.50
2825-152-08-6600-303	SOCIAL WKR - ALTERN PROG	49,080.00	0.00	49,080.00	49,172.40	0.00	-92.40	-92.40
2825-152-08-9000-303	SOC WORKERS CERT	144,457.00	500.00	144,957.00	144,736.10	0.00	220.90	220.90
2825-152-09-9000-303	SOC WORKERS CERT	104,339.00	500.00	104,839.00	104,599.00	0.00	240.00	240.00
2825-450-03-9000-308	SOCIAL WORK SUPPLIES	500.00	0.00	500.00	0.00	0.00	500.00	500.00
2825 Social Work Services - Function Subtotal		359,726.00	1,000.00	360,726.00	359,973.00	0.00	753.00	753.00
2850-156-04-6700-401	CLUB STIPENDS	2,627.00	0.00	2,627.00	1,428.00	0.00	1,199.00	1,199.00

Roslyn Public Schools

Budget Status Report As Of: 06/30/2016

Fiscal Year: 2016

Fund: A GENERAL FUND

Budget Account	Description	Initial Budget	Adjustments	Current Budget	Year-to-Date Expenditures	Encumbrances Outstanding	Unencumbered Balance	Available Balance
2850-156-06-6700-601	CLUB STIPENDS	700.00	0.00	700.00	0.00	0.00	700.00	700.00
2850-156-07-6700-701	CLUB STIPENDS	2,734.00	0.00	2,734.00	1,428.00	0.00	1,306.00	1,306.00
2850-156-08-6500-801	MARCH BAND STIPENDS	29,905.00	0.00	29,905.00	25,644.00	0.00	4,261.00	4,261.00
2850-156-08-6700-801	CLUB STIPENDS	167,801.00	0.00	167,801.00	167,281.80	0.00	519.20	519.20
2850-156-09-6700-901	CLUB STIPENDS	52,940.00	0.00	52,940.00	48,005.00	0.00	4,935.00	4,935.00
2850-156-09-6900-309	INTRAMURAL STIPENDS	9,806.00	0.00	9,806.00	8,695.00	0.00	1,111.00	1,111.00
2850-157-04-6900-401	INTRAMURAL HOURLY	7,407.00	0.00	7,407.00	12,558.00	0.00	-5,151.00	-5,151.00
2850-157-07-6900-701	INTRAMURAL HOURLY	8,584.00	0.00	8,584.00	14,224.00	0.00	-5,640.00	-5,640.00
2850-157-08-6500-801	CHAP/SUPV MARCHING BAND	45,460.00	1,409.80	46,869.80	56,837.00	0.00	-9,967.20	-9,967.20
2850-157-08-6700-801	CHAP/SUPV NON-ATH	51,000.00	0.00	51,000.00	66,849.25	0.00	-15,849.25	-15,849.25
2850-157-08-6900-309	INTRAMURAL HOURLY	5,757.00	0.00	5,757.00	5,544.00	0.00	213.00	213.00
2850-157-09-6700-901	CHAP/SUPV NON-ATH	29,700.00	0.00	29,700.00	19,260.08	0.00	10,439.92	10,439.92
2850-157-09-6900-309	INTRAMURAL HOURLY	14,508.00	0.00	14,508.00	10,192.00	0.00	4,316.00	4,316.00
2850-429-08-6500-801	UNIFORMS	2,500.00	2,888.45	5,388.45	5,388.45	0.00	0.00	0.00
2850-430-08-6500-801	CONTRACTED SVCS- M BAND	6,000.00	-1,712.00	4,288.00	4,288.00	0.00	0.00	0.00
2850-430-08-6700-801	CO-CURR CONTR HS	43,538.00	-6,965.41	36,572.59	35,051.01	0.00	1,521.58	921.58
2850-433-08-6500-801	CO-CURR MEMB - MARCH BAND	1,000.00	0.00	1,000.00	500.00	0.00	500.00	500.00
2850-433-08-6700-801	CO-CURR MEMB	10,500.00	0.00	10,500.00	7,839.00	0.00	2,661.00	2,661.00
2850-440-08-6500-801	M BAND TRAV CONF WKSHP	500.00	0.00	500.00	0.00	0.00	500.00	500.00
2850-445-08-6500-801	MARCHING BAND REPAIRS	1,000.00	-1,000.00	0.00	0.00	0.00	0.00	0.00
2850-448-08-6500-801	FIELD TRIP EXP- M BAND	41,000.00	-4,250.00	36,750.00	36,750.00	0.00	0.00	0.00
2850-448-08-6700-801	CO-CURR FIELD TRIPS	71,578.00	-14,779.49	56,798.51	58,770.50	0.00	-1,971.99	-1,971.99
2850-448-09-9000-901	FIELD TRIP EXPENSES - MS	25,200.00	0.00	25,200.00	0.00	0.00	25,200.00	25,200.00
2850-450-04-6900-401	SUP & MATERIALS	629.00	0.00	629.00	109.00	0.00	520.00	520.00
2850-450-07-6900-701	SUP & MATERIALS	676.00	0.00	676.00	239.00	0.00	437.00	437.00
2850-450-08-6500-801	Marching Band Supplies HS	9,000.00	-3,031.16	5,968.84	5,968.84	0.00	0.00	0.00
2850-450-08-6700-801	CO-CURR SUPPLIES HS	24,500.00	-9,767.18	14,732.82	14,484.93	0.00	247.89	247.89
2850-450-09-6700-901	CO-CURR SUPPLIES MS	9,000.00	0.00	9,000.00	8,066.57	0.00	933.43	933.43
2850-450-09-6900-309	SUP & MATERIALS	500.00	0.00	500.00	0.00	0.00	500.00	500.00
2850 Co-Curricular Activities - Function Subtotal		676,050.00	-37,206.99	638,843.01	615,401.43	0.00	23,441.58	22,841.58
2855-150-03-6800-303	INTER-SCH ATHLETIC	80,580.00	0.00	80,580.00	83,892.39	0.00	-3,312.39	-3,312.39
2855-150-03-9000-303	ATHLETICS- ADMIN SAL	0.00	0.00	0.00	3,750.00	0.00	-3,750.00	-3,750.00
2855-153-08-6800-309	ATHLETIC SUPERVISION- HS	100,877.00	0.00	100,877.00	78,301.00	0.00	22,576.00	22,576.00
2855-153-09-6800-309	ATHLETIC SUPERVISION- MS	31,760.00	0.00	31,760.00	39,066.64	0.00	-7,306.64	-7,306.64
2855-156-08-6800-309	COACH STIPENDS - HS	479,708.00	0.00	479,708.00	396,708.00	0.00	83,000.00	83,000.00
2855-156-09-6800-309	COACH STIPENDS - MS	204,326.00	0.00	204,326.00	206,660.59	0.00	-2,334.59	-2,334.59
2855-160-03-6800-303	CLERICAL SAL- ATHLETICS	52,239.00	0.00	52,239.00	51,981.82	0.00	257.18	257.18
2855-161-03-9000-303	CLERICAL SAL SUPLM	4,000.00	0.00	4,000.00	535.27	0.00	3,464.73	3,464.73
2855-200-08-6800-309	INTER-SCH EQUIP HS	20,936.00	0.00	20,936.00	20,903.46	0.00	32.54	32.54
2855-429-08-6800-309	INTER-SCH UNIFORMS HS	24,487.00	-2,500.00	21,987.00	16,078.80	0.00	5,908.20	5,908.20
2855-429-09-6800-309	INTER-SCH UNIFORMS MS	17,561.00	0.00	17,561.00	15,042.76	0.00	2,518.24	2,518.24
2855-430-03-9000-309	Athletic Event Cont Sec	25,000.00	0.00	25,000.00	0.00	0.00	25,000.00	25,000.00
2855-430-08-6800-309	INTER-SCH CONTR HS	62,564.00	-60.00	62,504.00	52,242.64	0.00	10,261.36	10,261.36

Roslyn Public Schools

Budget Status Report As Of: 06/30/2016

Fiscal Year: 2016

Fund: A GENERAL FUND

Budget Account	Description	Initial Budget	Adjustments	Current Budget	Year-to-Date Expenditures	Encumbrances Outstanding	Unencumbered Balance	Available Balance
2855-430-09-6800-309	INTER-SCH CONTR MS	24,430.00	0.00	24,430.00	20,374.31	0.00	4,055.69	4,055.69
2855-440-08-6800-309	INTER-SCH TRAV CONF WKSHP	5,000.00	0.00	5,000.00	3,525.10	0.00	1,474.90	1,474.90
2855-443-08-6800-309	INTER SCH HS PROF SERV	36,361.00	0.00	36,361.00	34,431.00	0.00	1,930.00	1,930.00
2855-443-09-6800-309	INTER SCH MS PROF SERV	33,396.00	0.00	33,396.00	31,796.00	0.00	1,600.00	1,600.00
2855-445-08-6800-309	INTER SCH HS EQPT REP	3,000.00	0.00	3,000.00	1,025.00	0.00	1,975.00	1,975.00
2855-445-09-6800-309	INTER SCH MS EQPT REP	1,000.00	0.00	1,000.00	0.00	0.00	1,000.00	1,000.00
2855-448-08-6800-309	ATHLETICS ADMISSIONS- HS	18,000.00	-40.00	17,960.00	15,862.49	0.00	2,097.51	2,097.51
2855-448-09-6800-309	ATHLETICS ADMISSIONS- MS	4,000.00	0.00	4,000.00	425.00	0.00	3,575.00	3,575.00
2855-450-08-6800-309	INTER-SCH SUPPLIES HS	44,963.00	0.00	44,963.00	43,309.56	0.00	1,653.44	1,653.44
2855-450-09-6800-309	INTER-SCH SUPPLIES MS	19,959.00	2,500.00	22,459.00	20,968.22	0.00	1,490.78	1,490.78
2855-490-08-6800-309	INTER-SCH OFF FEES HS	88,465.00	0.00	88,465.00	71,281.23	0.00	17,183.77	17,183.77
2855-490-09-6800-309	INTER-SCH OFF FEES MS	40,857.00	0.00	40,857.00	33,031.67	0.00	7,825.33	7,825.33
2855 Interscholastic Athletics - Function Subtotal		1,423,469.00	-100.00	1,423,369.00	1,241,192.95	0.00	182,176.05	182,176.05
5510-162-03-9000-303	TRANS NON-INST	2,382,939.00	0.00	2,382,939.00	2,345,443.79	0.00	37,495.21	37,495.21
5510-163-03-5900-301	TRANS SAL SUMM	18,360.00	0.00	18,360.00	0.00	0.00	18,360.00	18,360.00
5510-163-03-6800-303	TRANS ATHLETICS	105,000.00	0.00	105,000.00	96,077.64	0.00	8,922.36	8,922.36
5510-163-03-9000-303	TRANS N C SAL SUPLM	42,000.00	43,040.41	85,040.41	57,008.66	0.00	28,031.75	28,031.75
5510-168-03-9000-303	TRANS PARTTIME BUS	546,801.00	0.00	546,801.00	501,211.95	0.00	45,589.05	45,589.05
5510-200-03-9000-510	TRANS EQUIP	1,000.00	0.00	1,000.00	1,000.00	0.00	0.00	0.00
5510-210-03-9000-510	TRANS BUSES	150,000.00	-89,616.43	60,383.57	60,383.57	0.00	0.00	0.00
5510-411-03-9000-510	Rental Prop - Bus Parking	110,000.00	0.00	110,000.00	78,699.17	0.00	31,300.83	31,300.83
5510-422-03-9000-510	Trans Repairs to Buses	60,000.00	6,000.00	66,000.00	61,370.58	1,502.14	3,127.28	3,127.28
5510-427-03-9000-311	OPER TELEPHONE- TRANS	22,092.00	0.00	22,092.00	21,376.26	0.00	715.74	715.74
5510-428-03-5900-301	TRANS GAS & DIESEL	17,000.00	0.00	17,000.00	0.00	0.00	17,000.00	17,000.00
5510-430-03-3600-510	Repairs to Maint Veh	5,000.00	0.00	5,000.00	3,899.35	0.00	1,100.65	1,100.65
5510-430-03-9000-510	TRANS CONTR	55,000.00	0.00	55,000.00	50,146.31	0.00	4,853.69	4,853.69
5510-440-03-9000-510	TRANS PROF DEVEL	2,200.00	0.00	2,200.00	2,185.42	0.00	14.58	14.58
5510-450-03-3600-510	Parts for Maint Vehicles	10,000.00	0.00	10,000.00	9,540.59	0.00	459.41	459.41
5510-450-03-9000-510	TRANS SUPPLIES	19,000.00	0.00	19,000.00	18,158.93	0.00	841.07	841.07
5510-453-03-9000-510	Transportation Uniforms	9,000.00	0.00	9,000.00	7,277.68	0.00	1,722.32	1,722.32
5510-454-03-9000-510	Trans Fuel	240,000.00	-35,000.00	205,000.00	128,152.76	0.00	76,847.24	76,847.24
5510-456-03-9000-510	Trans Automotive Parts	150,000.00	44,000.00	194,000.00	183,569.86	1,000.00	9,430.14	9,430.14
5510-458-03-9000-510	Trans Tires & Lubricants	50,000.00	-9,000.00	41,000.00	39,785.72	0.00	1,214.28	1,214.28
5510 District Transportation Services - Function Subtotal		3,995,392.00	-40,576.02	3,954,815.98	3,665,288.24	2,502.14	287,025.60	287,025.60
5530-200-03-9000-510	GARAGE EQUIP	64,595.00	0.00	64,595.00	5,073.54	8,142.18	51,379.28	51,379.28
5530-423-03-9000-510	GARAGE OIL - HEATING PLAN	10,000.00	-6,000.00	4,000.00	3,552.19	0.00	447.81	447.81
5530-425-03-9000-510	GARAGE ELECTRICITY	10,000.00	0.00	10,000.00	8,856.68	0.00	1,143.32	1,143.32
5530-426-03-9000-510	GARAGE WATER	250.00	0.00	250.00	250.00	0.00	0.00	0.00
5530-430-03-9000-510	GARAGE CONTR	2,000.00	0.00	2,000.00	825.00	0.00	1,175.00	1,175.00
5530-450-03-9000-510	GARAGE SUPPLIES	5,000.00	0.00	5,000.00	4,602.25	0.00	397.75	397.75
5530 Garage Building - Function Subtotal		91,845.00	-6,000.00	85,845.00	23,159.66	8,142.18	54,543.16	54,543.16
5540-430-03-5500-510	TRANS SPECIAL SCHOOLS	494,591.00	0.00	494,591.00	275,840.51	0.00	218,750.49	218,750.49
5540-430-03-9000-510	TRANS PRIVATE SCHOOLS	179,270.00	0.00	179,270.00	152,716.17	0.00	26,553.83	26,553.83

Roslyn Public Schools

Budget Status Report As Of: 06/30/2016

Fiscal Year: 2016

Fund: A GENERAL FUND

Budget Account	Description	Initial Budget	Adjustments	Current Budget	Year-to-Date Expenditures	Encumbrances Outstanding	Unencumbered Balance	Available Balance
5540 Contract Transportation - Function Subtotal		673,861.00	0.00	673,861.00	428,556.68	0.00	245,304.32	245,304.32
5550-430-03-9000-510	TRANS PUBLIC SERVICE	500.00	967.82	1,467.82	1,467.82	0.00	0.00	0.00
5550 Public Transportation - Function Subtotal		500.00	967.82	1,467.82	1,467.82	0.00	0.00	0.00
7140-157-03-9000-309	REC SVCES B.I.T.E.	9,672.00	0.00	9,672.00	8,894.00	0.00	778.00	778.00
7140 Recreation - Function Subtotal		9,672.00	0.00	9,672.00	8,894.00	0.00	778.00	778.00
9010-800-03-9000-303	EMPL RET SYSTEM	2,079,426.00	-52,065.16	2,027,360.84	1,822,224.54	0.00	205,136.30	205,136.30
9010 State Employees Retirement - Function Subtotal		2,079,426.00	-52,065.16	2,027,360.84	1,822,224.54	0.00	205,136.30	205,136.30
9020-800-03-9000-303	TCHR RET SYSTEM	5,938,336.00	-185,000.00	5,753,336.00	5,544,654.88	0.00	208,681.12	208,681.12
9020 State Teachers Retirement - Function Subtotal		5,938,336.00	-185,000.00	5,753,336.00	5,544,654.88	0.00	208,681.12	208,681.12
9030-800-03-9000-303	SOCIAL SECURITY	4,072,352.00	0.00	4,072,352.00	3,873,657.46	0.00	198,694.54	198,694.54
9030 Social Security - Function Subtotal		4,072,352.00	0.00	4,072,352.00	3,873,657.46	0.00	198,694.54	198,694.54
9040-800-03-9000-303	WORKERS COMPENSATION	627,143.00	94,600.00	721,743.00	691,370.00	0.00	30,373.00	25,873.00
9040 Workers' Compensation - Function Subtotal		627,143.00	94,600.00	721,743.00	691,370.00	0.00	30,373.00	25,873.00
9045-800-03-9000-303	LIFE INS ADM	20,231.00	5,400.00	25,631.00	17,195.22	0.00	8,435.78	8,435.78
9045 Life Insurance - Function Subtotal		20,231.00	5,400.00	25,631.00	17,195.22	0.00	8,435.78	8,435.78
9050-800-03-9000-312	UNEMPLOY ADM	70,000.00	0.00	70,000.00	25,820.79	0.00	44,179.21	44,179.21
9050 Unemployment Insurance - Function Subtotal		70,000.00	0.00	70,000.00	25,820.79	0.00	44,179.21	44,179.21
9055-800-03-9000-303	DISABILITY INSURANCE	5,760.00	0.00	5,760.00	5,455.87	0.00	304.13	304.13
9055 Disability Insurance - Function Subtotal		5,760.00	0.00	5,760.00	5,455.87	0.00	304.13	304.13
9060-800-03-8010-303	MEDICARE Part B Reimb	835,342.00	0.00	835,342.00	784,509.63	0.00	50,832.37	50,832.37
9060-800-03-9000-303	MEDICAL INS ADM	11,734,947.00	-45,075.56	11,689,871.44	11,385,201.17	0.00	304,670.27	304,670.27
9060 Health Insurance - Function Subtotal		12,570,289.00	-45,075.56	12,525,213.44	12,169,710.80	0.00	355,502.64	355,502.64
9061-161-03-9000-303	ATTEND PAYMT PER CONTRACT	7,500.00	0.00	7,500.00	7,800.00	0.00	-300.00	-300.00
9061 ATTENDANCE PAYMENT - Function Subtotal		7,500.00	0.00	7,500.00	7,800.00	0.00	-300.00	-300.00
9065-800-03-9000-303	HEALTH INS OPT OUT	914,235.00	0.00	914,235.00	656,123.29	0.00	258,111.71	258,111.71
9065 HEALTH INS OPT OUT - Function Subtotal		914,235.00	0.00	914,235.00	656,123.29	0.00	258,111.71	258,111.71
9070-800-03-9000-303	DENTAL INSURANCE	158,086.00	0.00	158,086.00	114,012.31	0.00	44,073.69	44,073.69
9070 Dental Insurance - Function Subtotal		158,086.00	0.00	158,086.00	114,012.31	0.00	44,073.69	44,073.69
9075-800-03-9000-303	Union Welfare Trust Benef	708,750.00	21,300.00	730,050.00	719,400.00	0.00	10,650.00	10,650.00
9075 Union Welfare Trust - Function Subtotal		708,750.00	21,300.00	730,050.00	719,400.00	0.00	10,650.00	10,650.00
9080-800-03-9000-303	BENEFITS NON CASH ANNUITY	141,036.00	7,664.00	148,700.00	145,191.70	0.00	3,508.30	3,508.30
9080 Non-Cash Annuity - Function Subtotal		141,036.00	7,664.00	148,700.00	145,191.70	0.00	3,508.30	3,508.30
9089-160-03-9000-303	CLERICAL TERM PAY	0.00	87,403.29	87,403.29	87,403.29	0.00	0.00	0.00
9089 Other Employee Benefits - Function Subtotal		0.00	87,403.29	87,403.29	87,403.29	0.00	0.00	0.00
9711-600-03-9000-303	PRINCIPAL	2,105,000.00	0.00	2,105,000.00	2,105,000.00	0.00	0.00	0.00
9711-700-03-9000-303	INTEREST	512,650.00	0.00	512,650.00	512,650.00	0.00	0.00	0.00
9711 Serial Bonds-School Construction - Function Subtotal		2,617,650.00	0.00	2,617,650.00	2,617,650.00	0.00	0.00	0.00
9720-600-03-9000-303	EPC PRINCIPAL	255,273.00	0.00	255,273.00	255,272.23	0.00	0.77	0.77
9720-700-03-9000-303	EPC INTEREST	60,888.00	0.00	60,888.00	60,887.91	0.00	0.09	0.09

Roslyn Public Schools

Budget Status Report As Of: 06/30/2016

Fiscal Year: 2016

Fund: A GENERAL FUND

Budget Account	Description	Initial Budget	Adjustments	Current Budget	Year-to-Date Expenditures	Encumbrances Outstanding	Unencumbered Balance	Available Balance
9720 Statutory Bonds-Other (specify) - Function Subtotal		316,161.00	0.00	316,161.00	316,160.14	0.00	0.86	0.86
9760-700-03-9000-303	INTEREST TANS	50,000.00	-4,583.34	45,416.66	45,416.66	0.00	0.00	0.00
9760 Tax Anticipation Notes - Function Subtotal		50,000.00	-4,583.34	45,416.66	45,416.66	0.00	0.00	0.00
9785-600-03-9000-303	PRINCIPAL	351,123.00	93,316.15	444,439.15	444,429.07	0.00	10.08	10.08
9785-700-03-9000-303	INTEREST	13,831.00	5,001.93	18,832.93	18,832.25	0.00	0.68	0.68
9785 Install Purch Debt-State Aided Hardware - Function Subtotal		364,954.00	98,318.08	463,272.08	463,261.32	0.00	10.76	10.76
9901-930-03-9000-303	TRANSFER TO SCHOOL LUNCH	400,000.00	0.00	400,000.00	400,000.00	0.00	0.00	0.00
9901-950-03-9000-303	TRANSFER TO SPEC AID FUND	100,000.00	0.00	100,000.00	62,449.09	0.00	37,550.91	37,550.91
9901 Transfer to Other Funds - Function Subtotal		500,000.00	0.00	500,000.00	462,449.09	0.00	37,550.91	37,550.91
9950-900-03-9000-303	TFER-CAPITAL FUND	1,750,000.00	0.00	1,750,000.00	6,050,000.00	0.00	-4,300,000.00	-4,300,000.00
9950-970-03-9000-303	TFER-Repair Reserve	200,000.00	0.00	200,000.00	0.00	0.00	200,000.00	200,000.00
9950 Transfer to Capital Fund - Function Subtotal		1,950,000.00	0.00	1,950,000.00	6,050,000.00	0.00	-4,100,000.00	-4,100,000.00
Total GENERAL FUND		103,851,841.00	81,710.37	103,933,551.37	103,088,832.66	391,179.61	453,539.10	419,512.45

Roslyn Public Schools

Budget Status Report As Of: 06/30/2016

Fiscal Year: 2016

Fund: A GENERAL FUND

Budget Account	Description	Initial Budget	Adjustments	Current Budget	Year-to-Date Expenditures	Encumbrances Outstanding	Unencumbered Balance	Available Balance
1010-440-03-9000-999	CARRY OVER ENCUMBRANCE	0.00	200.00	200.00	0.00	0.00	200.00	200.00
1010-450-03-9000-999	MATERIALS & SUPPLIES	0.00	458.72	458.72	274.23	0.00	184.49	184.49
1010 Board Of Education - Function Subtotal		0.00	658.72	658.72	274.23	0.00	384.49	384.49
1240-450-03-9000-999	CARRY OVER ENCUMBRANCE	0.00	1,812.80	1,812.80	1,812.80	0.00	0.00	0.00
1240 Chief School Administrator - Function Subtotal		0.00	1,812.80	1,812.80	1,812.80	0.00	0.00	0.00
1310-200-03-9000-999	EQUIPMENT	0.00	3,835.88	3,835.88	3,835.88	0.00	0.00	0.00
1310-430-03-9000-999	CONTRACTED SVCS	0.00	1,600.00	1,600.00	0.00	0.00	1,600.00	1,600.00
1310 Business Administration - Function Subtotal		0.00	5,435.88	5,435.88	3,835.88	0.00	1,600.00	1,600.00
1345-450-03-9000-999	CARRY OVER ENCUMBRANCE	0.00	500.00	500.00	500.00	0.00	0.00	0.00
1345 Purchasing - Function Subtotal		0.00	500.00	500.00	500.00	0.00	0.00	0.00
1420-442-03-9000-999	CARRY OVER ENCUMBRANCE	0.00	850.00	850.00	0.00	0.00	850.00	850.00
1420 Legal Services - Function Subtotal		0.00	850.00	850.00	0.00	0.00	850.00	850.00
1430-450-03-9000-999	MATERIALS & SUPPLIES	0.00	1,300.00	1,300.00	1,300.00	0.00	0.00	0.00
1430 Human Resources - Function Subtotal		0.00	1,300.00	1,300.00	1,300.00	0.00	0.00	0.00
1620-200-04-9000-999	EQUIPMENT	0.00	425.60	425.60	425.60	0.00	0.00	0.00
1620-423-03-6600-999	CARRY OVER ENCUMBRANCE	0.00	6,029.35	6,029.35	743.04	0.00	5,286.31	5,286.31
1620-423-04-9000-999	CARRY OVER ENCUMBRANCE	0.00	27,681.39	27,681.39	3,411.29	0.00	24,270.10	24,270.10
1620-423-06-9000-999	CARRY OVER ENCUMBRANCE	0.00	7,479.90	7,479.90	921.94	0.00	6,557.96	6,557.96
1620-423-07-9000-999	CARRY OVER ENCUMBRANCE	0.00	3,985.16	3,985.16	490.96	0.00	3,494.20	3,494.20
1620-423-08-9000-999	CARRY OVER ENCUMBRANCE	0.00	14,874.13	14,874.13	1,832.71	0.00	13,041.42	13,041.42
1620-423-09-9000-999	CARRY OVER ENCUMBRANCE	0.00	22,439.72	22,439.72	2,764.82	0.00	19,674.90	19,674.90
1620-429-03-9000-999	CARRY OVER ENCUMBRANCE	0.00	350.00	350.00	0.00	0.00	350.00	350.00
1620-450-03-3800-999	CARRY OVER ENCUMBRANCE	0.00	930.53	930.53	12.41	0.00	918.12	918.12
1620-450-03-3900-999	CARRY OVER ENCUMBRANCE	0.00	2,971.42	2,971.42	443.69	0.00	2,527.73	2,527.73
1620-450-03-6600-999	MATERIALS & SUPPLIES	0.00	1,048.35	1,048.35	281.07	0.00	767.28	767.28
1620-450-03-9000-999	CARRY OVER ENCUMBRANCE	0.00	885.81	885.81	6.22	0.00	879.59	879.59
1620-450-04-9000-999	CARRY OVER ENCUMBRANCE	0.00	5,296.97	5,296.97	1,900.57	0.00	3,396.40	3,396.40
1620-450-06-9000-999	CARRY OVER ENCUMBRANCE	0.00	3,475.74	3,475.74	1,035.35	0.00	2,440.39	2,440.39
1620-450-07-9000-999	CARRY OVER ENCUMBRANCE	0.00	3,450.49	3,450.49	651.34	0.00	2,799.15	2,799.15
1620-450-08-9000-999	CARRY OVER ENCUMBRANCE	0.00	9,545.75	9,545.75	2,949.64	0.00	6,596.11	6,596.11
1620-450-09-9000-999	CARRY OVER ENCUMBRANCE	0.00	3,637.12	3,637.12	2,702.27	0.00	934.85	934.85
1620 Operation of Plant - Function Subtotal		0.00	114,507.43	114,507.43	20,572.92	0.00	93,934.51	93,934.51
1621-430-03-3900-999	CONTRACTED SVCS	0.00	2,818.87	2,818.87	1,052.26	0.00	1,766.61	1,766.61
1621-430-03-6500-999	CONTRACTED SVCS	0.00	974.13	974.13	508.95	0.00	465.18	465.18
1621-430-03-9000-999	CARRY OVER ENCUMBRANCE	0.00	31,438.89	31,438.89	8,298.67	0.00	23,140.22	23,140.22
1621-430-04-9000-999	CARRY OVER ENCUMBRANCE	0.00	9,135.17	9,135.17	5,372.48	0.00	3,762.69	3,762.69
1621-430-06-9000-999	CARRY OVER ENCUMBRANCE	0.00	8,634.25	8,634.25	4,240.21	0.00	4,394.04	4,394.04
1621-430-07-9000-999	CARRY OVER ENCUMBRANCE	0.00	11,111.17	11,111.17	7,096.73	0.00	4,014.44	4,014.44
1621-430-08-9000-999	CARRY OVER ENCUMBRANCE	0.00	22,987.61	22,987.61	10,009.59	0.00	12,978.02	12,978.02
1621-430-09-9000-999	CARRY OVER ENCUMBRANCE	0.00	21,587.76	21,587.76	9,103.08	0.00	12,484.68	12,484.68
1621-443-03-9000-999	CARRY OVER ENCUMBRANCE	0.00	37,573.07	37,573.07	29,390.87	0.00	8,182.20	8,182.20
1621-446-03-3700-999	BLDG SUP & REPS	0.00	899.28	899.28	0.00	0.00	899.28	899.28

Roslyn Public Schools

Budget Status Report As Of: 06/30/2016

Fiscal Year: 2016

Fund: A GENERAL FUND

Budget Account	Description	Initial Budget	Adjustments	Current Budget	Year-to-Date Expenditures	Encumbrances Outstanding	Unencumbered Balance	Available Balance
1621-446-04-9000-999	CARRY OVER ENCUMBRANCE	0.00	2,225.03	2,225.03	2,223.88	0.00	1.15	1.15
1621-446-09-9000-999	BLDG SUP & REPS	0.00	984.60	984.60	0.00	0.00	984.60	984.60
1621-450-03-6500-999	MATERIALS & SUPPLIES	0.00	895.67	895.67	468.04	0.00	427.63	427.63
1621-450-03-9000-999	CARRY OVER ENCUMBRANCE	0.00	23,294.44	23,294.44	5,914.67	0.00	17,379.77	17,379.77
1621 Maintenance of Plant - Function Subtotal		0.00	174,559.94	174,559.94	83,679.43	0.00	90,880.51	90,880.51
1670-435-03-9000-999	CARRY OVER ENCUMBRANCE	0.00	559.60	559.60	559.60	0.00	0.00	0.00
1670 Central Printing & Mailing - Function Subtotal		0.00	559.60	559.60	559.60	0.00	0.00	0.00
1680-200-03-9000-999	CARRY OVER ENCUMBRANCE	0.00	5,272.40	5,272.40	5,272.52	0.00	-0.12	-0.12
1680-430-03-9000-999	CARRY OVER ENCUMBRANCE	0.00	25,801.69	25,801.69	22,900.12	0.00	2,901.57	2,901.57
1680 Central Data Processing - Function Subtotal		0.00	31,074.09	31,074.09	28,172.64	0.00	2,901.45	2,901.45
2010-440-03-9000-999	TRAVEL AND CONF EXP	0.00	5,760.12	5,760.12	5,760.12	0.00	0.00	0.00
2010-450-03-9000-999	MATERIALS & SUPPLIES	0.00	43.50	43.50	43.50	0.00	0.00	0.00
2010 Curriculum Devel and Suprvsn - Function Subtotal		0.00	5,803.62	5,803.62	5,803.62	0.00	0.00	0.00
2020-440-08-9000-999	TRAVEL AND CONF EXP	0.00	4,846.90	4,846.90	2,581.99	0.00	2,264.91	2,264.91
2020-445-08-9000-999	EQPT REPAIRS	0.00	39.95	39.95	0.00	0.00	39.95	39.95
2020-450-08-9000-999	MATERIALS & SUPPLIES	0.00	1,000.00	1,000.00	385.83	0.00	614.17	614.17
2020 Supervision-Regular School - Function Subtotal		0.00	5,886.85	5,886.85	2,967.82	0.00	2,919.03	2,919.03
2070-430-03-9000-999	CARRY OVER ENCUMBRANCE	0.00	2,800.00	2,800.00	2,800.00	0.00	0.00	0.00
2070 Professional Development - Function Subtotal		0.00	2,800.00	2,800.00	2,800.00	0.00	0.00	0.00
2110-230-08-1000-999	FURNITURE	0.00	423.20	423.20	0.00	0.00	423.20	423.20
2110-440-04-9000-999	TRAVEL AND CONF EXP	0.00	4,554.88	4,554.88	4,554.88	0.00	0.00	0.00
2110-440-08-2800-999	CARRY OVER ENCUMBRANCE	0.00	2,880.00	2,880.00	2,880.00	0.00	0.00	0.00
2110-450-04-9000-999	MATERIALS & SUPPLIES	0.00	3,967.91	3,967.91	3,967.91	0.00	0.00	0.00
2110-450-06-1300-999	MATERIALS & SUPPLIES	0.00	59.98	59.98	59.98	0.00	0.00	0.00
2110-450-08-2700-999	CARRY OVER ENCUMBRANCE	0.00	11.25	11.25	11.19	0.00	0.06	0.06
2110-459-06-9000-999	LIB BOOKS & SUP	0.00	2,051.50	2,051.50	2,051.50	0.00	0.00	0.00
2110-480-08-2300-999	TEXTS & WBKS	0.00	1,968.36	1,968.36	1,968.36	0.00	0.00	0.00
2110 Teaching-Regular School - Function Subtotal		0.00	15,917.08	15,917.08	15,493.82	0.00	423.26	423.26
2250-230-03-9000-999	FURNITURE	0.00	2,964.12	2,964.12	2,964.12	0.00	0.00	0.00
2250-450-03-9000-999	CARRY OVER ENCUMBRANCE	0.00	1,037.39	1,037.39	563.92	0.00	473.47	473.47
2250 Special Educational Services - Function Subtotal		0.00	4,001.51	4,001.51	3,528.04	0.00	473.47	473.47
2330-450-03-5900-999	CARRY OVER ENCUMBRANCE	0.00	1,682.95	1,682.95	806.52	0.00	876.43	876.43
2330 Teaching-Special Schools - Function Subtotal		0.00	1,682.95	1,682.95	806.52	0.00	876.43	876.43
2610-443-09-9000-999	CARRY OVER ENCUMBRANCE	0.00	6,735.46	6,735.46	4,535.46	0.00	2,200.00	2,200.00
2610 School Library & AV - Function Subtotal		0.00	6,735.46	6,735.46	4,535.46	0.00	2,200.00	2,200.00
2630-220-03-1100-999	COMPUTER HARDWARE	0.00	1,336.00	1,336.00	1,336.00	0.00	0.00	0.00
2630-430-03-1100-999	CARRY OVER ENCUMBRANCE	0.00	3,657.36	3,657.36	3,102.36	0.00	555.00	555.00
2630-450-03-1100-999	CARRY OVER ENCUMBRANCE	0.00	5,704.57	5,704.57	5,292.57	0.00	412.00	412.00
2630 Computer Assisted Instruction - Function Subtotal		0.00	10,697.93	10,697.93	9,730.93	0.00	967.00	967.00
2810-440-08-9000-999	CARRY OVER ENCUMBRANCE	0.00	340.00	340.00	0.00	0.00	340.00	340.00
2810 Guidance Services - Function Subtotal		0.00	340.00	340.00	0.00	0.00	340.00	340.00

Roslyn Public Schools

Budget Status Report As Of: 06/30/2016

Fiscal Year: 2016

Fund: A GENERAL FUND

Budget Account	Description	Initial Budget	Adjustments	Current Budget	Year-to-Date Expenditures	Encumbrances Outstanding	Unencumbered Balance	Available Balance
2850-200-08-6500-999	EQUIPMENT	0.00	400.00	400.00	400.00	0.00	0.00	0.00
2850-429-08-6500-999	UNIFORMS	0.00	82,544.18	82,544.18	82,544.18	0.00	0.00	0.00
2850-430-08-6700-999	CARRY OVER ENCUMBRANCE	0.00	500.00	500.00	0.00	0.00	500.00	500.00
2850-450-08-6500-999	MATERIALS & SUPPLIES	0.00	4,871.00	4,871.00	4,871.00	0.00	0.00	0.00
2850 Co-Curricular Activities - Function Subtotal		0.00	88,315.18	88,315.18	87,815.18	0.00	500.00	500.00
2855-200-08-6800-999	EQUIPMENT	0.00	36,820.00	36,820.00	36,820.00	0.00	0.00	0.00
2855-429-08-6800-999	UNIFORMS	0.00	936.00	936.00	936.00	0.00	0.00	0.00
2855-429-09-6800-999	UNIFORMS	0.00	533.40	533.40	0.00	0.00	533.40	533.40
2855-430-08-6800-999	CARRY OVER ENCUMBRANCE	0.00	12,677.64	12,677.64	0.00	0.00	12,677.64	12,677.64
2855-430-09-6800-999	CARRY OVER ENCUMBRANCE	0.00	7,916.40	7,916.40	0.00	0.00	7,916.40	7,916.40
2855-445-09-6800-999	EQPT REPAIRS	0.00	373.80	373.80	42.32	0.00	331.48	331.48
2855-450-09-6800-999	CARRY OVER ENCUMBRANCE	0.00	3,016.26	3,016.26	3,016.26	0.00	0.00	0.00
2855 Interscholastic Athletics - Function Subtotal		0.00	62,273.50	62,273.50	40,814.58	0.00	21,458.92	21,458.92
5510-210-03-9000-999	PURCHASE OF BUSES	0.00	7,965.46	7,965.46	7,965.44	0.00	0.02	0.02
5510-450-03-9000-999	MATERIALS & SUPPLIES	0.00	700.00	700.00	700.00	0.00	0.00	0.00
5510-456-03-9000-999	Automotive Parts	0.00	3,434.10	3,434.10	3,434.10	0.00	0.00	0.00
5510 District Transportation Services - Function Subtotal		0.00	12,099.56	12,099.56	12,099.54	0.00	0.02	0.02
9040-800-03-9000-999	CARRY OVER ENCUMBRANCE	0.00	27,439.09	27,439.09	0.00	0.00	27,439.09	27,439.09
9040 Workers' Compensation - Function Subtotal		0.00	27,439.09	27,439.09	0.00	0.00	27,439.09	27,439.09
Total GENERAL FUND		0.00	575,251.19	575,251.19	327,103.01	0.00	248,148.18	248,148.18

Roslyn Public Schools

Budget Status Report As Of: 06/30/2016

Fiscal Year: 2016

Fund: C SCHOOL LUNCH FUND

Budget Account	Description	Initial Budget	Adjustments	Current Budget	Year-to-Date Expenditures	Encumbrances Outstanding	Unencumbered Balance	Available Balance
2860-160-03	Noninstructional Salaries	61,945.00	0.00	61,945.00	53,910.31	0.00	8,034.69	8,034.69
2860-160-04	Noninst Salaries Cont. Eh	65,000.00	0.00	65,000.00	64,191.99	0.00	808.01	808.01
2860-160-06	Noninst Salaries Ht	71,000.00	0.00	71,000.00	70,861.73	0.00	138.27	138.27
2860-160-07	Noninst Salaries Hh	71,000.00	0.00	71,000.00	72,169.81	0.00	-1,169.81	-1,169.81
2860-160-08	Noninst Salaries Hs	155,000.00	0.00	155,000.00	124,133.59	0.00	30,866.41	30,866.41
2860-160-09	Noninst Salaries Ms	145,000.00	0.00	145,000.00	125,368.98	0.00	19,631.02	19,631.02
2860-161-04	Noninst Salaries Extra Eh	350.00	0.00	350.00	1,176.85	0.00	-826.85	-826.85
2860-161-06	Noninst Salaries Extra Ht	425.00	0.00	425.00	347.23	0.00	77.77	77.77
2860-161-07	Noninst Salaries Extra Hh	1,000.00	0.00	1,000.00	774.37	0.00	225.63	225.63
2860-161-08	Noninst Salaries Extra Hs	2,500.00	0.00	2,500.00	33,482.81	0.00	-30,982.81	-30,982.81
2860-161-09	Noninst Salaries Extra Ms	2,000.00	0.00	2,000.00	13,618.74	0.00	-11,618.74	-11,618.74
2860-200-03	Equipment-School Lunch Pr	2,000.00	0.00	2,000.00	0.00	0.00	2,000.00	2,000.00
2860-400-03	Other Expenses Hs/Hh-SL	5,000.00	0.00	5,000.00	561.29	0.00	4,438.71	4,438.71
2860-427-00	Maint. & Repair Equip Sl	10,000.00	0.00	10,000.00	4,468.10	0.00	5,531.90	5,531.90
2860-430-03	Contractual and Other	15,000.00	5,000.00	20,000.00	16,490.22	0.00	3,509.78	3,509.78
2860-520-00	Food Gov't Surplus S L	0.00	0.00	0.00	23,079.91	0.00	-23,079.91	-23,079.91
2860-521-03	Bread - School Lunch Prog	20,000.00	0.00	20,000.00	17,509.95	0.00	2,490.05	2,490.05
2860-522-03	Drinks - School Lunch Pro	30,000.00	-5,000.00	25,000.00	21,034.36	0.00	3,965.64	3,965.64
2860-523-03	Grocery - School Lunch Pr	100,000.00	0.00	100,000.00	103,143.37	0.00	-3,143.37	-3,143.37
2860-524-03	Ice Cream - School Lunch	20,000.00	0.00	20,000.00	16,764.35	0.00	3,235.65	3,235.65
2860-525-03	Meat - School lunch Prog	20,000.00	0.00	20,000.00	17,136.98	0.00	2,863.02	2,863.02
2860-526-03	Milk - School Lunch Progr	35,000.00	-5,000.00	30,000.00	23,514.29	0.00	6,485.71	6,485.71
2860-527-03	Produce - School Lunch Pr	15,000.00	1,000.00	16,000.00	15,988.24	0.00	11.76	11.76
2860-528-03	Snacks - School Lunch Pro	50,000.00	6,500.00	56,500.00	58,666.27	0.00	-2,166.27	-2,166.27
2860-529-03	Paper Products/Supplies	28,000.00	-2,500.00	25,500.00	21,377.60	0.00	4,122.40	4,122.40
2860 School Food Service Programs - Function Subtotal		925,220.00	0.00	925,220.00	899,771.34	0.00	25,448.66	25,448.66
9010-800-03	Employee Retirement	73,130.00	0.00	73,130.00	103,846.20	0.00	-30,716.20	-30,716.20
9010 State Retirement - Function Subtotal		73,130.00	0.00	73,130.00	103,846.20	0.00	-30,716.20	-30,716.20
9030-800-03	Social Security	45,000.00	0.00	45,000.00	42,838.92	0.00	2,161.08	2,161.08
9030 Social Security - Function Subtotal		45,000.00	0.00	45,000.00	42,838.92	0.00	2,161.08	2,161.08
9040-800-03	Workman's Compensation	5,500.00	0.00	5,500.00	6,103.85	0.00	-603.85	-603.85
9040 Workers' Compensation - Function Subtotal		5,500.00	0.00	5,500.00	6,103.85	0.00	-603.85	-603.85
9045-800-03	Life Insurance	2,000.00	0.00	2,000.00	3,194.88	0.00	-1,194.88	-1,194.88
9045 Life Insurance - Function Subtotal		2,000.00	0.00	2,000.00	3,194.88	0.00	-1,194.88	-1,194.88
9060-800-03	Medical Insurance	285,000.00	0.00	285,000.00	236,540.26	0.00	48,459.74	48,459.74
9060 Hospital, Medical, Dental Insurance - Function Subtotal		285,000.00	0.00	285,000.00	236,540.26	0.00	48,459.74	48,459.74
9065-800-03	Health Ins Opt Out	45,000.00	0.00	45,000.00	28,533.07	0.00	16,466.93	16,466.93
9065 HEALTH INS OPT OUT - Function Subtotal		45,000.00	0.00	45,000.00	28,533.07	0.00	16,466.93	16,466.93
9070-800-03	Dental Insurance	850.00	0.00	850.00	5,021.52	0.00	-4,171.52	-4,171.52
9070 Dental Insurance - Function Subtotal		850.00	0.00	850.00	5,021.52	0.00	-4,171.52	-4,171.52
Total SCHOOL LUNCH FUND		1,381,700.00	0.00	1,381,700.00	1,325,850.04	0.00	55,849.96	55,849.96

Roslyn Public Schools

Budget Status Report As Of: 06/30/2016

Fiscal Year: 2016

Fund: F SPECIAL AID FUND

Budget Account	Description	Initial Budget	Adjustments	Current Budget	Year-to-Date Expenditures	Encumbrances Outstanding	Unencumbered Balance	Available Balance
2110-150-1610	INSTRUCTIONAL SALARIES	176,516.00	0.00	176,516.00	176,516.00	0.00	0.00	0.00
2110-150-1682	INSTRUCTIONAL SALARIES	14,800.00	-3,040.00	11,760.00	11,760.00	0.00	0.00	0.00
2110-160-1682	Noninstructional Salaries	5,500.00	0.00	5,500.00	5,500.00	0.00	0.00	0.00
2110-424-1682	TRAVEL	410.00	-271.00	139.00	139.00	0.00	0.00	0.00
2110-447-1510	Consultants	3,266.76	0.00	3,266.76	0.00	0.00	3,266.76	3,266.76
2110-447-1511	Consultants	3,260.31	0.00	3,260.31	0.00	0.00	3,260.31	3,260.31
2110-447-1610	Consultants	0.00	0.00	0.00	0.00	0.00	0.00	0.00
2110-447-1611	Consultants	49,000.00	27,174.00	76,174.00	15,400.00	0.00	60,774.00	60,774.00
2110-447-1682	Consultants	6,320.00	3,120.00	9,440.00	9,440.00	0.00	0.00	0.00
2110-450-1511	SUPPLIES	52.47	0.00	52.47	-27.62	0.00	80.09	80.09
2110-450-1610	SUPPLIES	0.00	0.00	0.00	0.00	0.00	0.00	0.00
2110-450-1611	SUPPLIES	27,174.00	-27,174.00	0.00	0.00	0.00	0.00	0.00
2110-450-1682	SUPPLIES	887.00	191.00	1,078.00	1,072.91	0.00	5.09	5.09
2110 Teaching-Regular School - Function Subtotal		287,186.54	0.00	287,186.54	219,800.29	0.00	67,386.25	67,386.25
2250-150-1604	INSTRUCTIONAL SALARIES	6,900.00	0.00	6,900.00	460.00	0.00	6,440.00	6,440.00
2250-150-1607	INSTRUCT.SAL.- Idea 611	105,000.00	0.00	105,000.00	78,825.00	0.00	26,175.00	26,175.00
2250-424-1607	TRAVEL	1,000.00	0.00	1,000.00	779.99	0.00	220.01	220.01
2250-447-1507	Consultants	0.00	0.00	0.00	-9,018.14	0.00	9,018.14	9,018.14
2250-447-1604	Consultants	15,135.00	0.00	15,135.00	14,906.00	0.00	229.00	229.00
2250-447-1607	Consultants	498,766.00	0.00	498,766.00	424,240.32	0.00	74,525.68	74,525.68
2250-450-1507	SUPPLIES	0.00	0.00	0.00	-209.28	0.00	209.28	209.28
2250-450-1545	SUPPLIES	2,782.32	0.00	2,782.32	2,200.71	0.00	581.61	581.61
2250-450-1604	SUPPLIES	5,484.00	0.00	5,484.00	0.00	0.00	5,484.00	5,484.00
2250-450-1607	SUPPLIES	46,774.00	0.00	46,774.00	35,368.42	0.00	11,405.58	11,405.58
2250-450-1645	SUPPLIES	17,097.00	0.00	17,097.00	0.00	0.00	17,097.00	17,097.00
2250 Prg For Sdnts w/Disabil - Function Subtotal		698,938.32	0.00	698,938.32	547,553.02	0.00	151,385.30	151,385.30
2253-150-1613	INSTRUCTIONAL SALARIES	0.00	0.00	0.00	35,579.87	0.00	-35,579.87	-35,579.87
2253-159-1613	Summer Handicap TA	0.00	0.00	0.00	26,040.00	0.00	-26,040.00	-26,040.00
2253-163-1613	Summer Handicap Bus	0.00	0.00	0.00	27,737.00	0.00	-27,737.00	-27,737.00
2253-165-1613	Summer Handicap Nurses Sa	0.00	0.00	0.00	9,599.27	0.00	-9,599.27	-9,599.27
2253-447-1613	Consultants	0.00	0.00	0.00	46,922.50	0.00	-46,922.50	-46,922.50
2253-472-1613	TUITION ALL OTHER	0.00	0.00	0.00	87,172.22	0.00	-87,172.22	-87,172.22
2253-490-1613	BOCES	0.00	0.00	0.00	13,096.00	0.00	-13,096.00	-13,096.00
2253-800-1613	EMPLOYEE BENEFITS	0.00	0.00	0.00	15,414.11	0.00	-15,414.11	-15,414.11
2253 School Age w/Disabil-July/August - Function Subtotal		0.00	0.00	0.00	261,560.97	0.00	-261,560.97	-261,560.97
2254-474-4601	Tuition for S4201 Blind,D	0.00	0.00	0.00	11,057.29	0.00	-11,057.29	-11,057.29
2254 Tuition for S4201 Bl ind, Deaf - Function Subtotal		0.00	0.00	0.00	11,057.29	0.00	-11,057.29	-11,057.29
2510-150-1606	INSTRUC.SALARIES - Pre K	30,578.00	0.00	30,578.00	30,578.00	0.00	0.00	0.00
2510-450-1606	SUPPLIES - Pre K	3,500.00	0.00	3,500.00	3,500.00	0.00	0.00	0.00
2510 Pre-Kindergarten Program - Function Subtotal		34,078.00	0.00	34,078.00	34,078.00	0.00	0.00	0.00
5510-800-1613	EMP. BEN. - Bus Drivers	0.00	0.00	0.00	5,464.19	0.00	-5,464.19	-5,464.19
5510 District Transportation Services - Function Subtotal		0.00	0.00	0.00	5,464.19	0.00	-5,464.19	-5,464.19

Roslyn Public Schools

Budget Status Report As Of: 06/30/2016

Fiscal Year: 2016

Fund: F SPECIAL AID FUND

Budget Account	Description	Initial Budget	Adjustments	Current Budget	Year-to-Date Expenditures	Encumbrances Outstanding	Unencumbered Balance	Available Balance
Total SPECIAL AID FUND		1,020,202.86	0.00	1,020,202.86	1,079,513.76	0.00	-59,310.90	-59,310.90

Roslyn Public Schools

Budget Status Report As Of: 06/30/2016

Fiscal Year: 2016

Fund: H CAPITAL FUND

Budget Account	Description	Initial Budget	Adjustments	Current Budget	Year-to-Date Expenditures	Encumbrances Outstanding	Unencumbered Balance	Available Balance
1620-000-03-1098	Budg Unenc Bal-NoExp/Bal	35,088.82	0.00	35,088.82	0.00	0.00	35,088.82	35,088.82
1620-000-03-1198	2010-11 FY Unallocated F	135,951.42	0.00	135,951.42	0.00	0.00	135,951.42	135,951.42
1620-000-03-1298	Unalloc Budget 11/ 12	22,728.15	0.00	22,728.15	0.00	0.00	22,728.15	22,728.15
1620-000-03-1398	Unalloc Budget 12/ 13	2,678.90	0.00	2,678.90	0.00	0.00	2,678.90	2,678.90
1620-000-03-1498	Unalloc Budget 13/14	114.00	0.00	114.00	0.00	0.00	114.00	114.00
1620-000-03-1597	Avail Funds from 13/14	3,094,478.14	-206,000.00	2,888,478.14	0.00	0.00	2,888,478.14	2,888,478.14
1620-000-03-1598	Unalloc Budget 14/15	1,677,240.19	-27,000.00	1,650,240.19	0.00	0.00	1,650,240.19	1,650,240.19
1620-000-03-1696	Avail Bond Proceeds	0.00	1,415,777.00	1,415,777.00	0.00	0.00	1,415,777.00	1,415,777.00
1620-000-03-1697	Avail Funds from 14/15	3,100,000.00	0.00	3,100,000.00	0.00	0.00	3,100,000.00	3,100,000.00
1620-000-03-1698	Unalloc Budget 15/16	1,750,000.00	0.00	1,750,000.00	0.00	0.00	1,750,000.00	1,750,000.00
1620-000-03-1699	Unalloc Cap Res 15/16	1,300,000.00	0.00	1,300,000.00	0.00	0.00	1,300,000.00	1,300,000.00
1620-000-03-2498	Unalloc Budget 2003/04	14,950.00	0.00	14,950.00	0.00	0.00	14,950.00	14,950.00
1620-000-03-2598	05 Unallocated Funds	-3,872.88	0.00	-3,872.88	0.00	0.00	-3,872.88	-3,872.88
1620-000-03-2698	06 Unallocated Funds	-255,118.14	0.00	-255,118.14	0.00	0.00	-255,118.14	-255,118.14
1620-000-03-2898	NO EXP Only to put balanc	-1,658.66	0.00	-1,658.66	0.00	0.00	-1,658.66	-1,658.66
1620-000-03-2998	09Cap Res-No Exp/Balance	19,040.80	0.00	19,040.80	0.00	0.00	19,040.80	19,040.80
1620-210-03-CLB7	Capitla Bus Lease - Buses	472,179.82	0.00	472,179.82	472,179.82	0.00	0.00	0.00
1620-293-03-1005	Adm Bldg GC	19,121.44	0.00	19,121.44	0.00	0.00	19,121.44	19,121.44
1620-293-03-1602	GC BUS 5-021-001 Bond Pr	0.00	1,928,100.00	1,928,100.00	140,890.00	1,787,210.00	0.00	0.00
1620-293-03-9822	DW Renovations - GC	16,710.00	0.00	16,710.00	0.00	0.00	16,710.00	16,710.00
1620-293-04-1103	EH ADA Toilet Reno GC	5,543.25	0.00	5,543.25	3,678.25	0.00	1,865.00	1,865.00
1620-293-04-1121	EH Toilets PH-3 Gen. Cons	0.00	0.00	0.00	346.98	0.00	-346.98	-346.98
1620-293-04-1225	EH Toilets PH-3 Gen. Cons	13,775.23	0.00	13,775.23	295.74	0.00	13,479.49	13,479.49
1620-293-04-1405	GC EH 1-024	50,010.00	44,510.00	94,520.00	29,700.00	18,410.00	46,410.00	46,410.00
1620-293-04-1604	GC EH 1-025 Bond Project	0.00	2,484,350.00	2,484,350.00	195,061.00	2,289,289.00	0.00	0.00
1620-293-06-1210	HTS Toilet Reno GC	9,050.00	0.00	9,050.00	0.00	0.00	9,050.00	9,050.00
1620-293-06-1211	HTS Masonry/Roof GC	4,000.00	0.00	4,000.00	0.00	0.00	4,000.00	4,000.00
1620-293-06-1226	HTS Toilets PH - 3 GC	-927.50	0.00	-927.50	256.59	0.00	-1,184.09	-1,184.09
1620-293-06-1303	HTS Toilets PH - 3 GC	23,010.14	0.00	23,010.14	372.80	0.00	22,637.34	22,637.34
1620-293-06-1407	GC HTS 7-023	2,982.00	199,211.00	202,193.00	145,000.00	54,211.00	2,982.00	2,982.00
1620-293-07-1107	HH ADA Toilet Reno GC	-76.84	0.00	-76.84	36.10	0.00	-112.94	-112.94
1620-293-07-1206	HH Toilet Reno GC	15,704.04	0.00	15,704.04	1,719.20	0.00	13,984.84	13,984.84
1620-293-07-1228	HH Toilet PH-3 GC	25,244.35	0.00	25,244.35	1,271.27	0.00	23,973.08	23,973.08
1620-293-07-1406	GC HH 9-024	395,501.00	78,600.00	474,101.00	47,000.00	31,600.00	395,501.00	395,501.00
1620-293-08-1104	HS ADA Toilet Reno GC	-3,414.13	0.00	-3,414.13	0.00	0.00	-3,414.13	-3,414.13
1620-293-08-1120	HS Fld Hse Add GC	0.00	0.00	0.00	2,898.75	0.00	-2,898.75	-2,898.75
1620-293-08-1203	HS Renovations GC	4,682.33	0.00	4,682.33	2,056.72	0.00	2,625.61	2,625.61
1620-293-08-1207	HS Toilet Reno GC	10,353.33	0.00	10,353.33	2,064.02	0.00	8,289.31	8,289.31
1620-293-08-1209	HS Flood Doors GC	36.00	0.00	36.00	0.00	0.00	36.00	36.00
1620-293-08-1302	HS Toilet Phase 3 GC	0.00	0.00	0.00	723.11	0.00	-723.11	-723.11
1620-293-08-1402	Field House Site Work	641.08	0.00	641.08	0.00	0.00	641.08	641.08
1620-293-08-1403	HS Field House 1108	11,454.12	0.00	11,454.12	0.00	0.00	11,454.12	11,454.12
1620-293-08-1408	GC HS 2-040	0.00	591,881.00	591,881.00	461,000.00	130,881.00	0.00	0.00
1620-293-08-1410	General Constrution	91,126.01	0.00	91,126.01	0.00	0.00	91,126.01	91,126.01

Roslyn Public Schools

Budget Status Report As Of: 06/30/2016

Fiscal Year: 2016

Fund: H CAPITAL FUND

Budget Account	Description	Initial Budget	Adjustments	Current Budget	Year-to-Date Expenditures	Encumbrances Outstanding	Unencumbered Balance	Available Balance
1620-293-08-1411	General Constrution	6,370.69	0.00	6,370.69	0.00	0.00	6,370.69	6,370.69
1620-293-09-1105	MS ADA Toilet Reno GC	-2,260.17	0.00	-2,260.17	0.00	0.00	-2,260.17	-2,260.17
1620-293-09-1204	MS Toilet Reno GC	17,397.37	0.00	17,397.37	1,176.20	0.00	16,221.17	16,221.17
1620-293-09-1205	MS Mason/Gym Part GC	12,000.00	0.00	12,000.00	0.00	0.00	12,000.00	12,000.00
1620-293-09-1301	MS Toilet Phase 3 GC	22,205.26	-1,100.00	21,105.26	898.89	0.00	20,206.37	20,206.37
1620-293-09-1409	GC MS 6-030	116,690.00	23,350.00	140,040.00	16,000.00	7,350.00	116,690.00	116,690.00
1620-293-09-1609	MS GC 6-031 Bond Project	0.00	783,800.00	783,800.00	23,400.00	760,400.00	0.00	0.00
1620-294-03-1602	Bus HVAC 05-021-001 Bond	0.00	206,000.00	206,000.00	13,100.00	192,900.00	0.00	0.00
1620-294-03-2626	DW Exhaust HVAC	-13,921.76	0.00	-13,921.76	0.00	0.00	-13,921.76	-13,921.76
1620-294-04-1215	EH Code Compliance HVAC	38,095.54	12,964.46	51,060.00	11,369.46	0.00	39,690.54	39,690.54
1620-294-04-1604	EH HVAC 1-025 Bond Proje	0.00	572,000.00	572,000.00	22,840.00	549,160.00	0.00	0.00
1620-294-06-1216	HTS Code Compliance HVAC	514.40	12,530.00	13,044.40	13,034.64	0.00	9.76	9.76
1620-294-07-1214	HH Code Compliance HVAC	10.00	12,820.00	12,830.00	12,402.11	0.00	427.89	427.89
1620-294-08-1212	HS Code/Tennis HVAC	9,560.00	11,420.00	20,980.00	9,148.14	0.00	11,831.86	11,831.86
1620-294-09-1213	MS Code Compliance HVAC	-225.00	10,205.00	9,980.00	5,980.00	0.00	4,000.00	4,000.00
1620-294-09-1609	MS HVAC 6-031 Bond Projj	0.00	331,000.00	331,000.00	17,600.00	313,400.00	0.00	0.00
1620-295-03-1602	Bus Plumbing 5-021-001 Bo	0.00	267,342.00	267,342.00	0.00	267,342.00	0.00	0.00
1620-295-04-1103	EH Toilet Recons	1,829.00	0.00	1,829.00	0.00	0.00	1,829.00	1,829.00
1620-295-04-1225	EH Toilets PH -3 Plumbing	3,000.02	0.00	3,000.02	0.00	0.00	3,000.02	3,000.02
1620-295-04-1604	EH Plumbing 1-025 Bond Pr	0.00	44,579.00	44,579.00	0.00	44,579.00	0.00	0.00
1620-295-06-1106	Hts Toilet Recons	3,016.00	0.00	3,016.00	0.00	0.00	3,016.00	3,016.00
1620-295-06-1226	HTS Toilets PH-3 Plumbing	2,999.99	0.00	2,999.99	0.00	0.00	2,999.99	2,999.99
1620-295-07-1107	HH Toilet Recons	262.93	0.00	262.93	0.00	0.00	262.93	262.93
1620-295-07-1228	HH Toilets PH-3 Plumbing	767.01	0.00	767.01	0.00	0.00	767.01	767.01
1620-295-08-1104	HS Toilet Recons	1,532.00	0.00	1,532.00	0.00	0.00	1,532.00	1,532.00
1620-295-08-1302	HS Toilet Phase 3 Plumbg	2,999.98	0.00	2,999.98	0.00	0.00	2,999.98	2,999.98
1620-295-09-1105	MS Toilet Recons	487.00	0.00	487.00	0.00	0.00	487.00	487.00
1620-295-09-1609	MS Plumbing 6-031 Bond Pr	0.00	38,423.00	38,423.00	0.00	38,423.00	0.00	0.00
1620-296-03-1602	Bus Electric 5-021-Bond	0.00	233,019.00	233,019.00	6,431.25	226,587.75	0.00	0.00
1620-296-04-1103	EH ADA Toilet Reno EC	2,000.00	0.00	2,000.00	0.00	0.00	2,000.00	2,000.00
1620-296-04-1225	EH Toilets PH-3 Elec.	0.00	3,875.00	3,875.00	2,062.24	0.00	1,812.76	1,812.76
1620-296-04-1604	HTS Electric1-025 Bond Pr	0.00	526,257.00	526,257.00	36,739.35	489,517.65	0.00	0.00
1620-296-06-1226	HTS Toilets PH-3 Elec.	0.00	3,925.00	3,925.00	925.00	0.00	3,000.00	3,000.00
1620-296-06-1407	Elec & Fire HTS 7-023	15,700.00	250.00	15,950.00	0.00	250.00	15,700.00	15,700.00
1620-296-07-1206	HH Toilet Reno Electric	8,438.75	0.00	8,438.75	0.00	0.00	8,438.75	8,438.75
1620-296-07-1228	HH Toilets PH-3 Electrical	0.00	4,950.00	4,950.00	1,950.00	0.00	3,000.00	3,000.00
1620-296-07-1406	Elec & Fire HH 9-024	54,000.00	1,000.00	55,000.00	0.00	1,000.00	54,000.00	54,000.00
1620-296-08-1207	HS Toilet Reno Electric	7,427.00	0.00	7,427.00	0.00	0.00	7,427.00	7,427.00
1620-296-08-1302	HS Toilet Phase 3 Elec	0.00	5,000.00	5,000.00	2,683.30	0.00	2,316.70	2,316.70
1620-296-08-1408	Elec & Fire HS 2-040	227,450.00	29,777.00	257,227.00	36,277.00	2,500.00	218,450.00	218,450.00
1620-296-09-1204	MS Toilet Reno Electric	2,000.00	0.00	2,000.00	0.00	0.00	2,000.00	2,000.00
1620-296-09-1227	MS Toilets PH-3 Electrical	0.00	6,480.00	6,480.00	2,380.00	0.00	4,100.00	4,100.00
1620-296-09-1409	Elec & Fire MS 6-030	39,350.00	250.00	39,600.00	0.00	250.00	39,350.00	39,350.00
1620-296-09-1609	MS Electric 6-031 Bond Pr	0.00	169,353.00	169,353.00	4,968.75	164,384.25	0.00	0.00

Roslyn Public Schools

Budget Status Report As Of: 06/30/2016

Fiscal Year: 2016

Fund: H CAPITAL FUND

Budget Account	Description	Initial Budget	Adjustments	Current Budget	Year-to-Date Expenditures	Encumbrances Outstanding	Unencumbered Balance	Available Balance
1620-297-03-2901	DW - GC/Site Wk/Asphalt	2,682.99	0.00	2,682.99	0.00	0.00	2,682.99	2,682.99
1620-297-04-1405	Site EH 1-024	63,000.00	0.00	63,000.00	0.00	0.00	63,000.00	63,000.00
1620-297-06-1407	Site HTS 7-023	85,500.00	-3,300.00	82,200.00	0.00	0.00	82,200.00	82,200.00
1620-297-07-1406	Site HH 9-024	54,000.00	0.00	54,000.00	0.00	0.00	54,000.00	54,000.00
1620-297-08-1212	HS Code/Tennis Site	6,100.00	0.00	6,100.00	0.00	0.00	6,100.00	6,100.00
1620-297-08-1408	Site HS 2-040	121,868.00	0.00	121,868.00	0.00	0.00	121,868.00	121,868.00
1620-297-09-1001	MS Parking Lot - GC	45,325.35	0.00	45,325.35	8,476.38	0.00	36,848.97	36,848.97
1620-297-09-1409	Site MS 6-030	135,000.00	0.00	135,000.00	0.00	0.00	135,000.00	135,000.00
1620-297-09-2909	MS Athletic Field-GC/Site	468.73	0.00	468.73	-35,462.43	0.00	35,931.16	35,931.16
1620 Operation of Plant - Function Subtotal		13,151,967.49	9,815,598.46	22,967,565.95	1,720,930.63	7,369,644.65	13,876,990.67	13,876,990.67
2110-000-00-2898	NO EXP Only to put balanc	-23,961.65	0.00	-23,961.65	0.00	0.00	-23,961.65	-23,961.65
2110-200-03-1005	Furniture and Equipment	7,502.53	0.00	7,502.53	0.00	0.00	7,502.53	7,502.53
2110-200-08-1120	HS Field House Lockers	43.60	0.00	43.60	0.00	0.00	43.60	43.60
2110-200-08-1203	Furniture	4,825.00	0.00	4,825.00	0.00	0.00	4,825.00	4,825.00
2110-201-03-1005	Admin Bldg CM	911.63	0.00	911.63	0.00	0.00	911.63	911.63
2110-201-03-1501	Const. Management Fees	6,873.36	1,300.00	8,173.36	0.00	1,300.00	6,873.36	6,873.36
2110-201-03-1502	Const. Management Fees	14,605.28	67,668.00	82,273.28	39,997.63	35,476.44	6,799.21	6,799.21
2110-201-03-2912	Admin Bldg Retain Wall-CM	0.01	0.00	0.01	0.00	0.00	0.01	0.01
2110-201-04-1121	EH Toilets PH-3 Const. Ma	0.00	157.00	157.00	157.00	0.00	0.00	0.00
2110-201-04-1215	EH Code Compliance CM	131.00	2,288.11	2,419.11	0.00	0.00	2,419.11	2,419.11
2110-201-04-1225	EH Toilets PH-3 Const. Ma	0.00	2,978.00	2,978.00	2,978.00	0.00	0.00	0.00
2110-201-04-1405	CM EH 1-024	2,230.12	5,903.67	8,133.79	7,127.54	76.13	930.12	930.12
2110-201-04-1504	Const. Management Fees	17,734.44	114,725.00	132,459.44	74,004.61	58,334.80	120.03	120.03
2110-201-06-1210	HTS Toilet Reno CM	4.33	0.00	4.33	0.00	0.00	4.33	4.33
2110-201-06-1211	HTS Masonry/Roof CM	2.00	0.00	2.00	0.00	0.00	2.00	2.00
2110-201-06-1216	HTS Code Compliance CM	440.00	343.09	783.09	0.00	0.00	783.09	783.09
2110-201-06-1226	HTS Toilets PH-3 Const. M	1,518.00	1,455.00	2,973.00	2,973.00	0.00	0.00	0.00
2110-201-06-1407	CM HTS 7-023	2,981.60	4,331.40	7,313.00	6,226.00	105.40	981.60	981.60
2110-201-06-1506	Const. Management Fees	30,226.33	177,139.00	207,365.33	6,291.24	174,047.76	27,026.33	27,026.33
2110-201-07-1107	HH ADA Toilet Reno CM	227.41	0.00	227.41	0.00	0.00	227.41	227.41
2110-201-07-1206	HH Toilet Reno CM	57.00	0.00	57.00	0.00	0.00	57.00	57.00
2110-201-07-1214	HH Code Compliance CM	545.00	608.11	1,153.11	0.00	0.00	1,153.11	1,153.11
2110-201-07-1228	HH Toilets PH-3 Const. M	1,366.00	1,532.29	2,898.29	2,898.29	0.00	0.00	0.00
2110-201-07-1406	CM HH 9-024	20,705.20	893.80	21,599.00	6,268.00	125.80	15,205.20	15,205.20
2110-201-07-1507	Const. Management Fees	38,891.62	201,019.00	239,910.62	4,883.09	197,777.76	37,249.77	37,249.77
2110-201-08-1102	HS Cafe Reno CM Fee	191.65	0.00	191.65	0.00	0.00	191.65	191.65
2110-201-08-1104	HS ADA Toilet Reno CM	6.62	0.00	6.62	0.00	0.00	6.62	6.62
2110-201-08-1108	HS Field House	509.15	0.00	509.15	0.00	0.00	509.15	509.15
2110-201-08-1120	HS Fld Hse Add CM Fees	3,485.03	0.00	3,485.03	0.00	0.00	3,485.03	3,485.03
2110-201-08-1203	HS Renovation CM	9,018.55	0.00	9,018.55	0.00	0.00	9,018.55	9,018.55
2110-201-08-1207	HS Toilet Reno CM	0.03	0.00	0.03	0.00	0.00	0.03	0.03
2110-201-08-1212	HS Code/Tennis CM	602.00	144.06	746.06	0.00	0.00	746.06	746.06
2110-201-08-1302	HS Toilet Phase 3 CM	2,235.00	1,470.70	3,705.70	3,705.70	0.00	0.00	0.00

Roslyn Public Schools

Budget Status Report As Of: 06/30/2016

Fiscal Year: 2016

Fund: H CAPITAL FUND

Budget Account	Description	Initial Budget	Adjustments	Current Budget	Year-to-Date Expenditures	Encumbrances Outstanding	Unencumbered Balance	Available Balance
2110-201-08-1402	CM Fees Field House Site	289.48	0.00	289.48	0.00	0.00	289.48	289.48
2110-201-08-1408	CM HS 2-040	11,899.37	2,922.57	14,821.94	7,821.36	101.21	6,899.37	6,899.37
2110-201-08-1508	Const. Management Fees	62,586.23	316,190.00	378,776.23	4,890.41	318,279.76	55,606.06	55,606.06
2110-201-08-2805	HS Lecture Rm B CM Fee	865.49	0.00	865.49	0.00	0.00	865.49	865.49
2110-201-09-1204	MS Toilet Reno CM	2.25	0.00	2.25	0.00	0.00	2.25	2.25
2110-201-09-1205	MS Mason/Gym Part CM	749.35	0.00	749.35	0.00	0.00	749.35	749.35
2110-201-09-1213	MS Code Compliance CM	565.00	8.07	573.07	0.00	0.00	573.07	573.07
2110-201-09-1227	MS Toilets PH-3 Const. M	2,379.00	1,446.71	3,825.71	3,773.01	52.70	0.00	0.00
2110-201-09-1409	CM MS 6-030	6,796.50	1,222.50	8,019.00	5,972.00	250.50	1,796.50	1,796.50
2110-201-09-1509	Const. Management Fees	7,010.78	36,266.00	43,276.78	13,890.40	22,854.77	6,531.61	6,531.61
2110-201-09-2909	MS Athletic Field - CM	10,978.07	0.00	10,978.07	0.00	0.00	10,978.07	10,978.07
2110-241-03-1503	Legal and Financial Servi	39,400.00	0.00	39,400.00	0.00	0.00	39,400.00	39,400.00
2110-245-03-1005	Admin Bldg AIA	9,838.09	0.00	9,838.09	0.00	0.00	9,838.09	9,838.09
2110-245-03-1401	Pre-Bond Architect Fees	0.00	2,600.00	2,600.00	0.00	2,600.00	0.00	0.00
2110-245-03-1501	Architect and Design Fees	0.00	18,648.95	18,648.95	15,976.62	2,672.33	0.00	0.00
2110-245-03-1502	Architect and Design Fees	0.00	106,481.11	106,481.11	64,456.54	42,024.57	0.00	0.00
2110-245-03-2626	DW Exhaust HVAC	588.24	0.00	588.24	0.00	0.00	588.24	588.24
2110-245-04-1103	EH ADA Toilet Reno AIA	218.55	0.00	218.55	0.00	0.00	218.55	218.55
2110-245-04-1121	EH Toilets PH - 3 Arch.	1,554.16	0.00	1,554.16	0.00	0.00	1,554.16	1,554.16
2110-245-04-1215	EH Code Compliance Archit	1,221.00	1,168.87	2,389.87	0.00	0.00	2,389.87	2,389.87
2110-245-04-1405	Architect EH 1-024	4,050.00	2,577.34	6,627.34	4,302.59	774.75	1,550.00	1,550.00
2110-245-04-1504	Architect and Design Fees	0.00	192,770.44	192,770.44	138,400.83	54,369.61	0.00	0.00
2110-245-06-1210	HTS Toilet Reno Architect	3,428.61	0.00	3,428.61	0.00	0.00	3,428.61	3,428.61
2110-245-06-1211	HTS Masonry/Roof Archit	807.08	0.00	807.08	0.00	0.00	807.08	807.08
2110-245-06-1216	HTS Code Compliance Archi	0.00	4.21	4.21	0.00	0.00	4.21	4.21
2110-245-06-1226	HTS Toilets PH-3 Archite.	123.92	0.00	123.92	0.00	0.00	123.92	123.92
2110-245-06-1407	Arch HTS 7-023	0.00	2,445.76	2,445.76	2,013.68	432.08	0.00	0.00
2110-245-06-1506	Architect and Design Fees	0.00	292,431.19	292,431.19	59,574.41	232,856.78	0.00	0.00
2110-245-07-1206	HH Toilet Reno Architect	849.65	0.00	849.65	0.00	0.00	849.65	849.65
2110-245-07-1214	HH Code Compliance Archit	1,625.00	2.53	1,627.53	0.00	0.00	1,627.53	1,627.53
2110-245-07-1228	HH Toilets PH-3 Architect	3,929.21	0.00	3,929.21	0.00	0.00	3,929.21	3,929.21
2110-245-07-1406	Arch HH 9-024	1,250.00	4,827.06	6,077.06	3,634.12	1,192.94	1,250.00	1,250.00
2110-245-07-1507	Architect and Design Fees	0.00	252,070.07	252,070.07	55,804.72	196,265.35	0.00	0.00
2110-245-08-1104	HS ADA Toilet Reno AIA	1,395.33	0.00	1,395.33	0.00	0.00	1,395.33	1,395.33
2110-245-08-1108	HS Field Hse Architect Fe	18.33	0.00	18.33	0.00	0.00	18.33	18.33
2110-245-08-1120	HS Fld Hse Add Arch Fees	23.11	0.00	23.11	0.00	0.00	23.11	23.11
2110-245-08-1203	HS Renovations Architect	675.77	0.00	675.77	0.00	0.00	675.77	675.77
2110-245-08-1207	HS Toilet Reno Architect	1,388.10	0.00	1,388.10	0.00	0.00	1,388.10	1,388.10
2110-245-08-1209	HS Flood Doors Architect	295.76	0.00	295.76	0.00	0.00	295.76	295.76
2110-245-08-1212	HS Code/Tennis Architect	-7,126.25	6,226.86	-899.39	0.00	0.00	-899.39	-899.39
2110-245-08-1302	HS Toilet Phase 3 Arch	2,206.59	0.00	2,206.59	0.00	0.00	2,206.59	2,206.59
2110-245-08-1402	Architect Fees Site Work	496.68	0.00	496.68	0.00	0.00	496.68	496.68
2110-245-08-1408	Arch HS 2-040	2,300.00	14,223.10	16,523.10	13,999.51	2,523.59	0.00	0.00
2110-245-08-1508	Architect and Design Fees	0.00	435,959.72	435,959.72	131,515.01	298,444.71	6,000.00	6,000.00

Roslyn Public Schools

Budget Status Report As Of: 06/30/2016

Fiscal Year: 2016

Fund: H CAPITAL FUND

Budget Account	Description	Initial Budget	Adjustments	Current Budget	Year-to-Date Expenditures	Encumbrances Outstanding	Unencumbered Balance	Available Balance
2110-245-08-2805	HS Lecture Rm B AIA F	137.10	0.00	137.10	0.00	0.00	137.10	137.10
2110-245-09-1001	MS Athletic AIA	6,127.90	0.00	6,127.90	0.00	0.00	6,127.90	6,127.90
2110-245-09-1204	MS Toilet Reno Architect	183.73	0.00	183.73	0.00	0.00	183.73	183.73
2110-245-09-1205	MS Mason/Gym Part Archite	2,615.60	0.00	2,615.60	0.00	0.00	2,615.60	2,615.60
2110-245-09-1213	MS Code Compliance Archit	1,147.00	3.34	1,150.34	0.00	0.00	1,150.34	1,150.34
2110-245-09-1227	MS Toilets PH-3 Architect	2,260.81	0.00	2,260.81	0.00	0.00	2,260.81	2,260.81
2110-245-09-1409	Arch MS 6-030	250.00	3,025.83	3,275.83	2,066.00	959.83	250.00	250.00
2110-245-09-1509	Architect and Design Fees	0.00	41,252.07	41,252.07	23,088.82	13,163.25	5,000.00	5,000.00
2110-246-03-1005	Admin Bldg Engineer Svc	17.25	0.00	17.25	0.00	0.00	17.25	17.25
2110-246-03-1224	Admin Bldg Engineer Svc	1,220.00	0.00	1,220.00	0.00	0.00	1,220.00	1,220.00
2110-246-03-1501	Cont and Other Engineerin	10,000.00	12,000.00	22,000.00	16,240.50	0.00	5,759.50	5,759.50
2110-246-03-1502	Cont and Other Engineerin	62,698.00	0.00	62,698.00	0.00	20,350.00	42,348.00	42,348.00
2110-246-04-1103	EH Toilet Reconstruction	12,087.00	0.00	12,087.00	0.00	0.00	12,087.00	12,087.00
2110-246-04-1215	EH Code Compliance Other	19,899.00	0.00	19,899.00	0.00	0.00	19,899.00	19,899.00
2110-246-04-1225	EH Toilets PH -3 OIC	1,000.00	0.00	1,000.00	0.00	0.00	1,000.00	1,000.00
2110-246-04-1405	Abatement EH 1-024	90,926.70	0.00	90,926.70	0.00	0.00	90,926.70	90,926.70
2110-246-04-1504	Cont and Other Engineerin	5,862.30	46,058.00	51,920.30	8,620.00	20,350.00	22,950.30	22,950.30
2110-246-06-1106	Hts Toilet Reconstruction	5,650.50	0.00	5,650.50	0.00	0.00	5,650.50	5,650.50
2110-246-06-1210	HTS Toilet Reno Other Cos	5,311.25	0.00	5,311.25	0.00	0.00	5,311.25	5,311.25
2110-246-06-1211	HTS Masonry/Roof Other Co	14,682.00	0.00	14,682.00	0.00	0.00	14,682.00	14,682.00
2110-246-06-1216	HTS Code Compliance Other	2,776.00	0.00	2,776.00	0.00	0.00	2,776.00	2,776.00
2110-246-06-1226	HTS Toilets PH-3 OIC	1,458.50	0.00	1,458.50	0.00	0.00	1,458.50	1,458.50
2110-246-06-1506	Cont and Other Engineerin	2,858.00	8,332.00	11,190.00	4,828.50	350.00	6,011.50	6,011.50
2110-246-07-1107	HH Toilet Recon. Engineer	2,481.75	0.00	2,481.75	0.00	0.00	2,481.75	2,481.75
2110-246-07-1206	HH Toilet Reno Other Cost	7,643.00	0.00	7,643.00	0.00	0.00	7,643.00	7,643.00
2110-246-07-1214	HH Code Compliance Other	11,253.00	0.00	11,253.00	0.00	0.00	11,253.00	11,253.00
2110-246-07-1228	HH Toilets PH-3 OIC	21,938.50	-5,500.00	16,438.50	0.00	0.00	16,438.50	16,438.50
2110-246-07-1507	Cont and Other Engineerin	5,017.50	21.00	5,038.50	350.00	0.00	4,688.50	4,688.50
2110-246-08-1104	HS Toilet Recons. Enginee	2,819.75	0.00	2,819.75	0.00	0.00	2,819.75	2,819.75
2110-246-08-1108	Cont and Other Engineerin	53.50	602.33	655.83	260.00	0.00	395.83	395.83
2110-246-08-1120	HS Fld Hse Add Eng Fees	1,627.25	0.00	1,627.25	0.00	0.00	1,627.25	1,627.25
2110-246-08-1203	HS Renovations Other Cost	48,225.50	0.00	48,225.50	0.00	0.00	48,225.50	48,225.50
2110-246-08-1207	HS Toilet Reno Other Cost	29,228.00	0.00	29,228.00	0.00	0.00	29,228.00	29,228.00
2110-246-08-1212	HS Code/Tennis Other Cost	35,824.00	0.00	35,824.00	0.00	0.00	35,824.00	35,824.00
2110-246-08-1229	HS Toilet Phase 3 Eng/Tes	823.50	0.00	823.50	0.00	0.00	823.50	823.50
2110-246-08-1508	Cont and Other Engineerin	106,037.00	-2,247.00	103,790.00	11,608.50	0.00	92,181.50	92,181.50
2110-246-09-1105	MS Toilet Recons. Enginee	3,018.25	0.00	3,018.25	0.00	0.00	3,018.25	3,018.25
2110-246-09-1204	MS Toilet Reno Other Cost	14,081.50	0.00	14,081.50	0.00	0.00	14,081.50	14,081.50
2110-246-09-1205	MS Mason/Gym Part Other C	18,298.00	0.00	18,298.00	0.00	0.00	18,298.00	18,298.00
2110-246-09-1213	MS Code Compliance Other	1,730.00	0.00	1,730.00	0.00	0.00	1,730.00	1,730.00
2110-246-09-1227	MS Toilets PH -3 OIC	12,273.00	0.00	12,273.00	0.00	0.00	12,273.00	12,273.00
2110-246-09-1509	Cont and Other Engineerin	5,159.00	6,716.00	11,875.00	6,700.00	10,350.00	-5,175.00	-5,175.00
2110 Furniture, Eq., Textbooks-Regular School - Function Subtotal		895,286.93	2,384,712.86	3,279,999.79	757,297.63	1,708,462.82	814,239.34	814,239.34

Roslyn Public Schools

Budget Status Report As Of: 06/30/2016

Fiscal Year: 2016

Fund: H CAPITAL FUND

Budget Account	Description	Initial Budget	Adjustments	Current Budget	Year-to-Date Expenditures	Encumbrances Outstanding	Unencumbered Balance	Available Balance
Total CAPITAL FUND		14,047,254.42	12,200,311.32	26,247,565.74	2,478,228.26	9,078,107.47	14,691,230.01	14,691,230.01

Roslyn Public Schools Lunch Fund
Profit and Loss Statement

	Jul-15	Aug-15	Sep-15	Oct-15	Nov-15	Dec-15	Jan-16	Feb-16	Mar-16	Apr-16	May-16	Jun-16	YTD
OPERATING DAYS - L	0	0	18	22	16	15	18	13	21	16	20	18	
OPERATING DAYS - B	0	0	18	22	16	15	17	12	21	16	20	18	
ADP LUNCH			919	939	948	1058	921	1021	795	900	924	633	
ADP BREAKFAST			58	74	91	107	107	121	92	102	115	86	
TYPE A REGULAR PAID LUNCH	0	0	13032	16609	11863	12456	12705	9959	12536	10763	13899	8771	122593
TYPE A REDUCED LUNCH	0	0	1058	1221	965	992	983	807	928	793	1032	538	9317
TYPE A FREE LUNCH	0	0	2446	2825	2340	2417	2883	2510	3236	2843	3547	2078	27125
TOTAL LUNCH MEALS	0	0	16536	20655	15168	15865	16571	13276	16700	14399	18478	11387	159035
TYPE A REGULAR PAID BREAKFAST	0	0	199	517	397	480	559	439	580	420	626	484	4701
TYPE A REDUCED BREAKFAST	0	0	114	115	115	124	98	58	95	85	90	39	933
TYPE A FREE BREAKFAST	0	0	725	1002	940	1006	1155	954	1266	1126	1587	1028	10789
TOTAL BREAKFAST MEALS	0	0	1038	1634	1452	1610	1812	1451	1941	1631	2303	1551	16423
TOTAL BRK & LUN MEAL COUNT	0	0	17574	22289	16620	17475	18383	14727	18641	16030	20781	12938	175458
DISTRICT REVENUE:													
MEAL REVENUE (PAID & REDUCED)		0.00	\$ 37,945.75	\$ 47,761.00	\$ 34,616.50	\$ 35,936.50	\$ 36,601.25	\$ 28,955.25	\$ 36,309.00	\$ 31,248.00	\$ 40,132.25	\$ 24,023.14	\$ 353,528.64
A LA CARTE		0.00	\$ 38,688.23	\$ 49,558.89	\$ 39,675.83	\$ 39,181.62	\$ 39,515.80	\$ 32,854.53	\$ 44,022.33	\$ 35,219.07	\$ 44,976.42	\$ 17,353.32	\$ 381,046.04
HS VENDING SALES		0.00	\$ 2,304.00	\$ 1,996.00	\$ 1,291.00	\$ 1,128.00	\$ 846.00	\$ 918.50	\$ 1,061.00	\$ 700.00	\$ 856.00	\$ 238.00	\$ 11,338.50
INTEREST	\$ -	\$ -	\$ -	\$ -	\$ -	\$ -	\$ -	\$ -	\$ -	\$ -	\$ -	\$ -	\$ -
GIFTS AND DONATIONS			\$ -	\$ -	\$ -	\$ -	\$ -	\$ -	\$ -	\$ -	\$ -	\$ -	\$ -
CATERING	1186.00	489.75	\$ -	\$ -	\$ -	\$ -	\$ -	\$ 4,756.26	\$ 541.53	\$ 1,541.84	\$ 156.74	\$ (29,228.21)	\$ (20,556.09)
FEDERAL & STATE REIMBURSEMENTS			\$ 17,651.00	\$ 21,544.00	\$ 17,170.00	\$ 17,904.00	\$ 19,718.00	\$ 16,420.00	\$ 20,826.00	\$ 18,136.00	\$ 23,259.00	\$ 13,842.00	\$ 186,470.00
GENERAL FUND SUBSIDY			\$ 40,000.00	\$ 40,000.00	\$ 40,000.00	\$ 40,000.00	\$ 40,000.00	\$ 40,000.00	\$ 40,000.00	\$ 40,000.00	\$ 40,000.00	\$ 40,000.00	\$ 400,000.00
SURPLUS FOOD			\$ 4,122.61	\$ 4,693.54	\$ 4,471.55	\$ 9,100.01	\$ 12,221.84	\$ 17,054.63	\$ 16,471.39	\$ 14,893.32	\$ 11,864.82	\$ (71,813.80)	\$ 23,079.91
TOTAL REVENUE	\$ 1,186.00	\$ 489.75	\$ 140,711.59	\$ 165,553.43	\$ 137,224.88	\$ 143,250.13	\$ 148,902.89	\$ 140,959.17	\$ 159,231.25	\$ 141,738.23	\$ 161,245.23	\$ (5,585.55)	\$ 1,334,907.00
EXPENSES:													
BEGINNING FOOD INVENTORY	\$ 4,394.41	\$ 4,394.41	\$ 4,394.41	\$ 4,394.41	\$ 4,394.41	\$ 4,394.41	\$ 17,254.42	\$ 15,393.87	\$ 14,515.42	\$ 13,957.85	\$ 11,537.65	\$ -	\$ 4,394.41
TOTAL FOOD PURCHASES	\$ -	\$ -	\$ 27,256.35	\$ 35,140.70	\$ -	\$ 44,081.34	\$ 36,429.60	\$ 19,944.49	\$ 20,962.43	\$ 29,793.04	\$ 18,028.16	\$ 47,228.80	\$ 278,864.91
ENDING FOOD INVENTORY	\$ 4,394.41	\$ 4,394.41	\$ 4,394.41	\$ 4,394.41	\$ 4,394.41	\$ 17,254.42	\$ 15,393.87	\$ 14,515.42	\$ 13,957.85	\$ 11,537.65	\$ 9,501.51	\$ -	\$ 4,394.41
TOTAL FOOD COST	\$ -	\$ -	\$ 27,256.35	\$ 35,140.70	\$ -	\$ 31,221.33	\$ 38,290.15	\$ 20,822.94	\$ 21,520.00	\$ 32,213.24	\$ 20,064.30	\$ 47,228.80	\$ 278,864.91
TOTAL DIRECT LABOR	\$ 4,675.10	\$ 1,209.33	\$ 34,558.39	\$ 72,058.10	\$ 52,057.86	\$ 63,058.62	\$ 50,297.68	\$ 52,293.94	\$ 52,194.92	\$ 51,893.19	\$ 52,366.67	\$ 73,372.61	\$ 560,036.41
BENEFITS (estimated)	\$ 2,805.06	\$ 725.60	\$ 20,735.03	\$ 43,234.86	\$ 31,234.72	\$ 108,706.15	\$ 28,607.93	\$ 37,173.37	\$ 37,124.03	\$ 37,063.38	\$ 37,193.32	\$ 41,475.25	\$ 426,078.70
TOTAL PERSONNEL COST	\$ 7,480.16	\$ 1,934.93	\$ 55,293.42	\$ 115,292.96	\$ 83,292.58	\$ 171,764.77	\$ 78,905.61	\$ 89,467.31	\$ 89,318.95	\$ 88,956.57	\$ 89,559.99	\$ 114,847.86	\$ 986,115.11
BEGINNING PAPER/SUPPLIES INVENTORY	\$ 2,647.84	\$ 2,647.84	\$ 2,647.84	\$ 2,647.84	\$ 2,647.84	\$ 2,647.84	\$ 2,698.99	\$ 2,446.86	\$ 2,539.21	\$ 2,513.54	\$ 3,355.67	\$ -	\$ 2,647.84
TOTAL PAPER/SUPPLIES PURCHASES	\$ -	\$ -	\$ 449.25	\$ 2,725.46	\$ -	\$ 4,393.66	\$ 2,346.34	\$ -	\$ 3,402.22	\$ 1,633.07	\$ 3,336.09	\$ 2,806.98	\$ 21,093.07
ENDING PAPER/SUPPLIES INVENTORY	\$ 2,647.84	\$ 2,647.84	\$ 2,647.84	\$ 2,647.84	\$ 2,647.84	\$ 2,698.99	\$ 2,446.86	\$ 2,539.21	\$ 2,513.54	\$ 3,355.67	\$ 2,363.31	\$ -	\$ 2,647.84
TOTAL PAPER/SUPPLIES EXPENSE	\$ -	\$ -	\$ 449.25	\$ 2,725.46	\$ -	\$ 4,342.51	\$ 2,598.47	\$ (92.35)	\$ 3,427.89	\$ 790.94	\$ 4,328.45	\$ 2,806.98	\$ 21,093.07
OTHER EXPENSES (INCL. QTLY SALES TAX)	\$ -	\$ -	\$ 240.16	\$ -	\$ -	\$ 1,035.37	\$ -	\$ -	\$ 897.87	\$ -	\$ -	\$ -	\$ 2,173.40
EQUIPMENT & REPAIR COST	\$ -	\$ -	\$ 1,859.44	\$ 2,730.34	\$ -	\$ -	\$ -	\$ -	\$ -	\$ -	\$ -	\$ 439.61	\$ 5,029.39
SURPLUS FOOD RECEIVED			\$ 4,122.61	\$ 4,693.54	\$ 4,471.55	\$ 9,100.01	\$ 12,221.84	\$ 17,054.63	\$ 16,471.39	\$ 14,893.32	\$ 11,864.82	\$ (71,813.80)	\$ 23,079.91
CONTRACTUAL EXPENSES	\$ 650.00	\$ -	\$ 1,000.00	\$ 1,000.00	\$ -	\$ 3,769.80	\$ 1,412.95	\$ 500.00	\$ 85.00	\$ 3,037.40	\$ 850.40	\$ 2,011.27	\$ 14,316.82
WAREHOUSING COSTS-GOV'T	\$ -	\$ -	\$ -	\$ -	\$ -	\$ -	\$ -	\$ -	\$ -	\$ -	\$ -	\$ -	\$ -
TOTAL OTHER EXPENSES	650.00	0.00	7,222.21	\$ 8,423.88	4,471.55	13,905.18	13,634.79	17,554.63	17,454.26	17,930.72	12,715.22	\$ (69,362.92)	\$ 44,599.52
NET OPERATING COSTS	\$ 8,130.16	\$ 1,934.93	\$ 90,221.23	\$ 161,583.00	\$ 87,764.13	\$ 221,233.79	\$ 133,429.02	\$ 127,752.53	\$ 131,721.10	\$ 139,891.47	\$ 126,667.96	\$ 95,520.72	\$ 1,325,850.04
NET CAFETERIA PROFIT/LOSS	\$ (6,944.16)	\$ (1,445.18)	\$ 50,490.36	\$ 3,970.43	\$ 49,460.75	\$ (77,983.66)	\$ 15,473.87	\$ 13,206.64	\$ 27,510.15	\$ 1,846.76	\$ 34,577.27	\$ (101,106.27)	\$ 9,056.96

May Revenues	2014-15	2015-16	CUM 14-15	CUM 15-16
EH LUNCH	\$9,991.50	\$ 8,881.00	79,685.25	74,516.75
EH BREAKFAST	\$226.75	\$ 163.00	2,220.50	1,351.25
HEIGHTS LUNCH	\$7,397.50	\$ 7,069.25	55,848.50	56,080.25
HEIGHTS BREAKFAST	\$121.50	\$ 326.50	465.75	1,255.50
HH LUNCH	\$8,768.50	\$ 8,495.50	66,022.25	68,068.25
HH BREAKFAST	\$235.00	\$ 234.00	1,642.00	2,260.75
HS LUNCH	\$6,707.50	\$ 7,549.50	42,429.50	61,812.75
HS BREAKFAST	\$321.00	\$ 216.75	2,696.75	1,454.50
MS LUNCH	\$5,943.25	\$ 7,157.75	49,903.75	62,393.00
MS BREAKFAST	\$61.50	\$ 39.00	497.00	312.50
TOTAL FOOD REVENUE	\$39,774.00	\$ 40,132.25	301,411.25	329,505.50
OTHER CAFETERIA SALES	\$1,645.25	\$ 156.74	11,827.75	8,672.12
EH LUNCH OTHER	\$2,718.81	\$ 2,551.05	22,696.94	17,680.60
EH BREAKFAST OTHER	\$20.81	\$ 9.58	355.42	181.20
HEIGHTS LUNCH OTHER	\$1,438.34	\$ 1,157.37	11,346.24	10,266.79
HTS BREAKFAST OTHER	\$35.09	\$ 40.80	377.22	420.15
HH LUNCH OTHER	\$1,474.79	\$ 2,000.05	11,968.05	14,212.40
HH BREAKFAST OTHER	\$135.81	\$ 68.65	985.69	877.69
HS LUNCH OTHER	\$17,900.81	\$ 17,179.44	152,903.25	151,885.86
HS BREAKFAST OTHER	\$2,956.08	\$ 2,628.92	21,473.18	20,337.93
MS LUNCH OTHER	\$17,156.81	\$ 19,307.51	141,368.30	147,513.82
MS BREAKFAST OTHER	\$60.46	\$ 33.05	528.94	316.27
TOTAL A LA CARTE SALES	\$43,897.81	\$ 44,976.42	364,003.23	363,692.71
VENDING SALES	\$2,800.00	\$ 856.00	22,206.00	11,100.50
INTEREST AND EARNINGS	\$0.00	\$ -	0.00	0.00
STATE AID LUNCH	\$1,293.00	\$ 1,249.00	9,940.00	10,056.98
STATE AID BREAKFAST	\$170.00	\$ 176.00	1,125.00	1,129.02
FED AID LUNCH	\$18,012.00	\$ 18,784.00	137,105.00	141,007.00
FED AID BREAKFAST	\$2,680.00	\$ 3,050.00	17,833.00	19,279.00
TOTAL FED/STATE AID	\$22,155.00	\$ 23,259.00	165,233.00	171,472.00
SURPLUS FOOD RECEIVED	\$3,974.10	\$ 11,864.82	28,025.01	94,893.71
EAST HILLS TOTAL	\$ 12,957.87	\$ 11,604.63	\$ 104,958.11	\$ 93,729.80
HEIGHTS TOTAL	\$ 8,992.43	\$ 8,593.92	\$ 68,037.71	\$ 68,022.69
HARBOR HILL TOTAL	\$ 10,614.10	\$ 10,798.20	\$ 80,617.99	\$ 85,419.09
HIGH SCHOOL TOTAL	\$ 27,885.39	\$ 27,574.61	\$ 219,502.68	\$ 235,491.04
MIDDLE SCHOOL TOTAL	\$ 23,222.02	\$ 26,537.31	\$ 192,297.99	\$ 210,535.59
BREAKFAST TOTAL	\$ 4,174.00	\$ 3,760.25	\$ 31,242.45	\$ 28,767.74
LUNCH TOTAL	\$ 79,497.81	\$ 81,348.42	\$ 634,172.03	\$ 664,430.47
GRAND TOTAL WITH VENDING	\$ 88,117.06	\$ 86,121.41	\$ 699,448.23	\$ 712,970.83

Personnel Action Report
Professional

P.1
September 8, 2016

Item	Name	Action	Position / Replacing	Location	From	To	Tenure Area	Certification / Class / Step / Salary
1	Yun Wang	Rescind Appointment	.6 Mandarin	MS		8/30/16 (last day of employment)		
2	Manlin Li	Part-Time Appointment	.6 Mandarin	MS	9/1/16	6/30/17		Chinese Gr 7-12 (prof) & Chemistry Gr 7-12 (prof) BA/Step 1*, per RTA Contract prorated
3	Manlin Li	Substitute Appointment	Per Diem Substitute Teacher		9/12/16	6/30/17		\$130/day
4	Arthur Mandel	Appointment	Facilitator for Special Projects	Admin	9/12/16	6/30/17		\$60,000 (prorated)
5	Jean Goloski	Resignation	.5 Part-Time Music	EH		8/30/16 (last day of employment)		
6	Jamie Cohen	Resignation	Teaching Assistant	HH		8/22/16 (last day of employment)		
7	Jessica Parsell	Resignation	Teaching Assistant	HTS		8/30/16 (last day of employment)		
8	Gustave Karagrozis	Resignation	Boys' Volleyball Asst. II/1	HS		8/30/16 (last day of employment)		
9	Evan Cohen	Rescind Appointment	Teaching Assistant	HS	8/31/16			
10	Cailin Giard	Rescind Appointment	Teaching Assistant	EH	8/31/16			
11	Jennifer Kelly	Appointment	After School Instructional Teaching - Science	HH	9/12/16	6/30/17		Per RTA Contract, \$71/hour
12	Karen Lucchese	Appointment	In-Service Instructor (not to exceed 4 hours)		9/12/16	6/30/17		\$80/hour (paid by Teacher Center Grant)
13	Tara Hausman	Childcare Leave	Teacher	MS	11/22/16	6/30/17		
14	Danielle Vuotto	Probationary Appointment	Teaching Assistant (E. Goldberg)	HS	9/12/16	Prob. Ends 9/11/20	Teaching Asst.	TA Level 1, Grade 3/Step 1*, per RPA Contract
15	Jacqueline May	Probationary Appointment	Teaching Assistant (J. Barbosa)	EH	9/12/16	Prob. Ends 9/11/20	Teaching Asst.	TA Level 1, Grade 3/Step 1*, per RPA Contract
16	Elissa Bestreich	Substitute Appointment	Per Diem Substitute Teacher		9/12/16	6/30/17		\$130/day
17	Susan Escobar	Substitute Appointment	Per Diem Substitute Teacher		9/12/16	6/30/17		\$130/day
18	Rhonda Kanis	Substitute Appointment	Per Diem Substitute Teacher		9/12/16	6/30/17		\$130/day
19	Matthew Maidhof	Substitute Appointment	Per Diem Substitute Teacher		9/12/16	6/30/17		\$130/day
20	Lorena Giammarino	Substitute Appointment	Per Diem Substitute Teaching Assistant		9/12/16	6/30/17		\$100/day
21	Ali Kaufman	Appointment	Middle School Athletic Coordinator	MS	9/12/16	6/30/17		Per RTA Contract
22	Marian Van Nostrand	Revise Appointment	Teaching Assistant Summer Work - Additional 31 Hours (Total 151 Hours)	Technology	7/1/16	8/31/16		Per RPA Contract, employees' hourly rate
23	Danielle Bailey	Appointment	IPG Teacher (not to exceed 6 hrs/wk)	EH	9/12/16	6/30/17		Per RTA Contract

Personnel Action Report
Professional

P.1
September 8, 2016

Item	Name	Action	Position / Replacing	Location	From	To	Tenure Area	Certification / Class / Step / Salary
24	Danielle Bailey	Appointment	ABA Planning Teacher (not to exceed 4 hrs/mo)	EH	9/12/16	6/30/17		Per RTA Contract
25	Bryan Offermann	Appointment	IPG Teacher (not to exceed 6 hrs/wk)	EH	9/12/16	6/30/17		Per RTA Contract
26	Teresa McCarthy	Appointment	IPG Teaching Asst. (not to exceed 6 hrs/wk)	EH	9/12/16	6/30/17		Per RTA Contract
27	Laura Farnan	Appointment	IPG Teaching Asst. (not to exceed 4.5 hrs/wk)	EH	9/12/16	6/30/17		Per RTA Contract
28	Laura Farnan	Appointment	IPG Substitute Teacher Asst.	EH	9/12/16	6/30/17		Per RTA Contract
29	Laura Farnan	Appointment	ABA Planning Teacher Asst. (not to exceed 4 hrs/mo)	EH	9/12/16	6/30/17		Per RTA Contract
30	Lisa Dier	Appointment	IPG Teacher Asst. (not to exceed 3 hrs/wk)	EH	9/12/16	6/30/17		Per RTA Contract
31	Lisa Dier	Substitute Appointment	IPG Substitute Teacher & Teaching Asst.	EH	9/12/16	6/30/17		Per RTA Contract
32	Lucy Ancona	Appointment	IPG Teaching Asst. (not to exceed 3 hrs/wk)	EH	9/12/16	6/30/17		Per RTA Contract
33	Lucy Ancona	Substitute Appointment	IPG Substitute Teacher & Teaching Asst.	EH	9/12/16	6/30/17		Per RTA Contract
34	Ellen Seidel	Appointment	IPG Teaching Asst. (not to exceed 4.5 hrs/wk)	EH	9/12/16	6/30/17		Per RTA Contract
35	Linda Colosi	Appointment	IPG Teaching Asst. (not to exceed 4.5 hrs/wk)	EH	9/12/16	6/30/17		Per RTA Contract
36	Linda Colosi	Substitute Appointment	IPG Substitute Teaching Asst.	EH	9/12/16	6/30/17		Per RTA Contract
37	Stacie Rosenberg	Substitute Appointment	IPG Substitute Teacher	EH	9/12/16	6/30/17		Per RTA Contract
38	Stacie Rosenberg	Appointment	ABA Planning Speech Therapist (not to exceed 4 hrs/mo)	EH	9/12/16	6/30/17		Per RTA Contract
39	Rena Apotsos	Substitute Appointment	IPG Substitute Teacher & Teaching Asst.	EH	9/12/16	6/30/17		Per RTA Contract
40	Deborah Cooper	Substitute Appointment	IPG Substitute Teacher	EH	9/12/16	6/30/17		Per RTA Contract
41	Karen Perelmuter	Appointment	IPG Teacher (not to exceed 3 hrs/wk)	HTS	9/12/16	6/30/17		Per RTA Contract
42	Karen Perelmuter	Substitute Appointment	IPG Substitute Teacher	HTS	9/12/16	6/30/17		Per RTA Contract
43	Jillian Brass	Appointment	IPG Teacher (not to exceed 1.5 hrs/wk)	HTS	9/12/16	6/30/17		Per RTA Contract
44	Jillian Brass	Substitute Appointment	IPG Substitute Teacher	HTS	9/12/16	6/30/17		Per RTA Contract
45	Christine Iadevia	Appointment	IPG Teacher (not to exceed 1.5 hrs/wk)	HTS	9/12/16	6/30/17		Per RTA Contract
46	Christine Iadevia	Substitute Appointment	IPG Substitute Teacher	HTS	9/12/16	6/30/17		Per RTA Contract
47	Ellen Dickinson	Appointment	IPG Teaching Asst. (not to exceed 6 hrs/wk)	HTS	9/12/16	6/30/17		Per RTA Contract
48	Cathleen Giannattasio	Appointment	IPG Teaching Asst. (not to exceed 6 hrs/wk)	HTS	9/12/16	6/30/17		Per RTA Contract

Personnel Action Report
Professional

P.1
September 8, 2016

Item	Name	Action	Position / Replacing	Location	From	To	Tenure Area	Certification / Class / Step / Salary
49	Tracey Valmont	Appointment	IPG Teaching Asst. (not to exceed 6 hrs/wk)	HTS	9/12/16	6/30/17		Per RTA Contract
50	Paulina Vastardis	Substitute Appointment	IPG Substitute Teacher & Teaching Asst.	HTS	9/12/16	6/30/17		Per RTA Contract
51	Nataly Giannuzzi	Substitute Appointment	IPG Substitute Teacher & Teaching Asst.	HTS	9/12/16	6/30/17		Per RTA Contract
52	Tiffany Oliver	Appointment	IPG Teacher (not to exceed 4 hrs/wk)	MS	9/12/16	6/30/17		Per RTA Contract
53	Laura Cevallos	Appointment	IPG Teaching Asst. (not to exceed 4 hrs/wk)	MS	9/12/16	6/30/17		Per RTA Contract
54	Jodi Imperato	Appointment	IPG Teaching Asst. (not to exceed 4 hrs/wk)	MS	9/12/16	6/30/17		Per RTA Contract
55	Pantea Madani	Substitute Appointment	IPG Substitute Teaching Asst.	MS	9/12/16	6/30/17		Per RTA Contract
56	Elizabeth Ramski	Substitute Appointment	IPG Substitute Teaching Asst.	MS	9/12/16	6/30/17		Per RTA Contract
57	Susan Gidwell	Substitute Appointment	IPG Substitute Teacher	MS	9/12/16	6/30/17		Per RTA Contract
58	Joshua Duffy	Appointment	IPG Teacher (not to exceed 4 hrs/wk)	HS	9/12/16	6/30/17		Per RTA Contract
59	Jacquelyn Cona	Appointment	IPG Teacher (not to exceed 5 hrs/wk)	HS	9/12/16	6/30/17		Per RTA Contract
60	Cathleen Marx	Appointment	IPG Teacher (not to exceed 1 hr/wk)	HS	9/12/16	6/30/17		Per RTA Contract
61	Cathleen Marx	Appointment	IPG Teaching Asst. (not to exceed 1 hr/wk)	HS	9/12/16	6/30/17		Per RTA Contract
62	Cathleen Marx	Substitute Appointment	IPG Substitute Teacher & Teaching Asst.	HS	9/12/16	6/30/17		Per RTA Contract
63	Michelle Smithson	Appointment	IPG Teaching Asst. (not to exceed 5 hrs/wk)	HS	9/12/16	6/30/17		Per RTA Contract
64	Michael Troici	Appointment	IPG Teaching Asst. (not to exceed 5 hrs/wk)	HS	9/12/16	6/30/17		Per RTA Contract
65	Maryam Tazari	Appointment	IPG Teaching Asst. (not to exceed 3 hrs/wk)	HS	9/12/16	6/30/17		Per RTA Contract
66	Lori Kaufman	Appointment	IPG Teaching Asst. (not to exceed 2 hrs/wk)	HS	9/12/16	6/30/17		Per RTA Contract
67	Lori Kaufman	Substitute Appointment	IPG Substitute Teaching Asst.	HS	9/12/16	6/30/17		Per RTA Contract
68	Christopher Antinore	Appointment	IPG Teaching Asst. (not to exceed 3 hrs/wk)	HS	9/12/16	6/30/17		Per RTA Contract
69	Danielle Vuotto	Appointment	IPG Teaching Asst. (not to exceed 5 hrs/wk)	HS	9/12/16	6/30/17		Per RTA Contract
70	Lisa Smith	Appointment	ABA Planning Teaching Asst. (not to exceed 4 hrs/mo)	EH	9/12/16	6/30/17		Per RTA Contract
71	Lucy Ancona	Appointment	ABA Planning Teaching Asst. (not to exceed 4 hrs/mo)	EH	9/12/16	6/30/17		Per RTA Contract

Personnel Action Report
Professional

P.1
September 8, 2016

Item	Name	Action	Position / Replacing	Location	From	To	Tenure Area	Certification / Class / Step / Salary
72	Deborah Cooper	Appointment	ABA Planning Teacher (not to exceed 4 hrs/mo)	EH	9/12/16	6/30/17		Per RTA Contract
73	Ellen Seidel	Appointment	ABA Planning Teaching Asst. (not to exceed 4 hrs/mo)	EH	9/12/16	6/30/17		Per RTA Contract
74	Rena Apotsos	Appointment	ABA Planning Teaching Asst. (not to exceed 4 hrs/mo)	EH	9/12/16	6/30/17		Per RTA Contract
75	Barbara Antoniadis	Appointment	ABA Planning Teaching Asst. (not to exceed 4 hrs/mo)	EH	9/12/16	6/30/17		Per RTA Contract
76	Bryan Offermann	Appointment	ABA Planning Teacher (not to exceed 4 hrs/mo)	EH	9/12/16	6/30/17		Per RTA Contract
77	Theodore Devenuti	Appointment	ABA Planning Teaching Asst. (not to exceed 4 hrs/mo)	EH	9/12/16	6/30/17		Per RTA Contract
78	Jacqueline May	Appointment	ABA Planning Teaching Asst. (not to exceed 4 hrs/mo)	EH	9/12/16	6/30/17		Per RTA Contract
79	Lori Maller	Appointment	ABA Planning Teaching Asst. (not to exceed 4 hrs/mo)	EH	9/12/16	6/30/17		Per RTA Contract
80	Karen Perelmuter	Appointment	ABA Planning Teacher (not to exceed 4 hrs/mo)	HTS	9/12/16	6/30/17		Per RTA Contract
81	Christine Iadevia	Appointment	ABA Planning Speech Therapist (not to exceed 4 hrs/mo)	HTS	9/12/16	6/30/17		Per RTA Contract
82	Cathleen Giannattasio	Appointment	ABA Planning Teaching Asst. (not to exceed 4 hrs/mo)	HTS	9/12/16	6/30/17		Per RTA Contract
83	Ellen Dickinson	Appointment	ABA Planning Teaching Asst. (not to exceed 4 hrs/mo)	HTS	9/12/16	6/30/17		Per RTA Contract
84	Tracey Valmont	Appointment	ABA Planning Teaching Asst. (not to exceed 4 hrs/mo)	HTS	9/12/16	6/30/17		Per RTA Contract
85	Paulina Vastardis	Appointment	ABA Planning Teaching Asst. (not to exceed 4 hrs/mo)	HTS	9/12/16	6/30/17		Per RTA Contract
86	Helene Blatt	Appointment	ABA Planning Teacher (not to exceed 4 hrs/mo)	HTS	9/12/16	6/30/17		Per RTA Contract
87	Nataly Giannuzzi	Appointment	ABA Planning Teaching Asst. (not to exceed 4 hrs/mo)	HTS	9/12/16	6/30/17		Per RTA Contract
88	Robin Fontanetta	Appointment	ABA Planning Teaching Asst. (not to exceed 4 hrs/mo)	HTS	9/12/16	6/30/17		Per RTA Contract
89	Sondra Nussbaum	Appointment	ABA Planning Teaching Asst. (not to exceed 4 hrs/mo)	HTS	9/12/16	6/30/17		Per RTA Contract
90	Jacquelyn Cona	Appointment	ABA Planning Teacher (not to exceed 4 hrs/mo)	HS	9/12/16	6/30/17		Per RTA Contract
91	Michael Troici	Appointment	ABA Planning Teaching Asst. (not to exceed 4 hrs/mo)	HS	9/12/16	6/30/17		Per RTA Contract
92	Michelle Smithson	Appointment	ABA Planning Teaching Asst. (not to exceed 4 hrs/mo)	HS	9/12/16	6/30/17		Per RTA Contract

Personnel Action Report
Professional

P.1
September 8, 2016

Item	Name	Action	Position / Replacing	Location	From	To	Tenure Area	Certification / Class / Step / Salary
93	Danielle Vuotto	Appointment	ABA Planning Teaching Asst. (not to exceed 4 hrs/mo)	HS	9/12/16	6/30/17		Per RTA Contract
94	Mary Huebner	Appointment	ABA Planning Teaching Asst. (not to exceed 4 hrs/mo)	HS	9/12/16	6/30/17		Per RTA Contract
95	Joshua Duffy	Appointment	ABA Planning Teacher (not to exceed 4 hrs/mo)	HS	9/12/16	6/30/17		Per RTA Contract
96	Maryam Tazari	Appointment	ABA Planning Teaching Asst. (not to exceed 4 hrs/mo)	HS	9/12/16	6/30/17		Per RTA Contract
97	Christopher Antinore	Appointment	ABA Planning Teaching Asst. (not to exceed 4 hrs/mo)	HS	9/12/16	6/30/17		Per RTA Contract
98	Cathleen Marx	Appointment	ABA Planning Teaching Asst. (not to exceed 4 hrs/mo)	HS	9/12/16	6/30/17		Per RTA Contract
99	Tiffany Oliver	Appointment	ABA Planning Teacher (not to exceed 4 hrs/mo)	MS	9/12/16	6/30/17		Per RTA Contract
100	Laura Cevallos	Appointment	ABA Planning Teaching Asst. (not to exceed 4 hrs/mo)	MS	9/12/16	6/30/17		Per RTA Contract
101	Carly Sarrantonio	Appointment	ABA Planning Teaching Asst. (not to exceed 4 hrs/mo)	MS	9/12/16	6/30/17		Per RTA Contract
102	Danielle Lopez	Appointment	Parent Training (not to exceed 8 hrs/mo)		9/12/16	6/30/17		Per RTA Contract
103	Karen Perelmuter	Appointment	Parent Training (not to exceed 8 hrs/mo)		9/12/16	6/30/17		Per RTA Contract
104	Danielle Bailey	Appointment	Parent Training (not to exceed 8 hrs/mo)		9/12/16	6/30/17		Per RTA Contract
105	Jacquelyn Cona	Appointment	Parent Training (not to exceed 8 hrs/mo)		9/12/16	6/30/17		Per RTA Contract
106	Tiffany Oliver	Appointment	Parent Training (not to exceed 8 hrs/mo)		9/12/16	6/30/17		Per RTA Contract

Personnel Action Report
Classified

P.2
September 8, 2016

Item	Name	Action	Position / Replacing	Class	Type of Appt	Location	From	To	Certification Class / Step Salary
1	Georganne Conis	Appointment	Per Diem Nurse Substitute	Non-Comp	Sub		9/12/16	8/31/16	\$135/day
2	Denise Fury-Cesarski	Appointment	Per Diem Nurse Substitute	Non-Comp	Sub		9/12/16	8/31/16	\$135/day
3	Lorraine Kokotos	Appointment	Per Diem Nurse Substitute	Non-Comp	Sub		9/12/16	8/31/16	\$135/day

Agenda Item for 9/8/16 BOE Meeting			
Adult Education Instructors – Fall 2016 – Begin 9/19/16 – End 2/16/17			
Last Name	First Name	Total Salary	Course Name
Adlman	William	180.00	Magic 101
Adlman	William	180.00	Flip This House
Ales-Cassano-Prince	Anita	448.20	Aerobic Kickboxing-H
Armanini	Ronald	407.00	Piano, Beginner-H
Armanini	Ronald	407.00	Piano, Intermediate-H
Bayon	Terrylynn	591.00	Computer iPad, Getting The Most Out of
Bayon	Terrylynn	443.25	Digital Photo Editing
Bayon	Terrylynn	591.00	Social Media: Get Connected!
Bayon	Terrylynn	738.75	Computer Microsoft Excel
Bayon	Terrylynn	738.75	Computer Literacy
Bayon	Terrylynn	344.75	CPR/AED & First Aid
Bayon	Terrylynn	738.75	Computer Microsoft Office
Bergman	Ira	No Fee	Asset & Estate Conservation
Berman	Jody	67.23	Secret to Having More Time
Berman	Jody	67.23	Secret of Organizing Basics
Berman	Jody	67.23	Secret of Organizing: Tip & Tricks
Bhatt	Paulomi	448.20	Bollywood Lifestyles –H
Bitterman	Bruce	740.40	Basketball, Tuesday, Section II -H
Bitterman	Bruce	740.40	Basketball, Thursday, Section II -H
Bivens	Edgar	222.12	Digital Photography, Day
Bivens	Edgar	222.12	Digital Photography, Evening
Brewer	Lisa	407.00	Zumba, Sec. I
Brewer	Lisa	407.00	Zumba, Sec. II
Brewer	Lisa	773.30	Zumba, Tuesday, Sec. III
Brewer	Lisa	773.30	Zumba, Thursday, Sec. IV
Brown	Christopher J.	740.40	Oil & Acrylic, Beginners Painting-H
Cadorniga	Maria	407.00	Yoga, all levels – H
Cafiero	Linda	560.25	Yoga, Day
Cazzola	Lou	43.18/hour	Supervisor

Agenda Item for 9/8/16 BOE Meeting			
Adult Education Instructors – Fall 2016 – Begin 9/19/16 – End 2/16/17			
Last Name	First Name	Total Salary	Course Name
Culligan	Loretta F.	358.56	Tennis Sec. I Doubles
Culligan	Loretta F.	358.56	Tennis Sec. II Intermediate.
Culligan	Loretta F.	358.56	Tennis Sec. III Beginner
Dello-Iacono	Anne	No Fee	Elder Law Workshop
Eichacker	Ruth	591.00	Spanish, Beginner, Day
Gold	Denise	985.00	Archaeology of Ancient Greek World
Goldman	Rob	1120.50	Bridge, Beginners, Evening
Goldman	Rob	1120.50	Bridge, Beginners, Day
Greenberg	Michael	No Fee	Protect. Family w/Special Needs
Greenhut	Anita	444.24	Crocheting, Evening
Gutierrez	Candida	1305.60	Ballroom Dancing, Beg.
Heuzey	Kathryn	1182.00	Drawing & Painting
Kick	Denise	738.75	Yoga, Evening
Klein	Judith	888.48	Knitting; Intermediate & Beyond
Lenzo	Roy	No Fee	Social Security Planning
Marcenaro	Armando	39.14	Supervisor
Miller	Douglas	358.56	Golf, Sec. I, Beginner
Miller	Douglas	358.56	Golf, Sec. II, Intermediate
Napolitano	Elizabeth A.	32.48	Supervisor
Neiderbach	Lucille	148.08	Jewelry, Intermediate
Neiderbach	Lucille	148.08	Jewelry, Basics
Peltier	Thomas	No Fee	Boating Course, US Power Squadron
Pincus	Frances	459.00	Zumba, Sec. I-H
Regis	Marie, F	183.15	Introduction to Meditation - Evening
Regis	Marie, F	183.15	Introduction to Meditation - Day
Regis	Marie, F	61.05	Natural Approach to Insomnia
Regis	Marie, F	61.05	Natural Approach to Insomnia
Roberts	Carmen	492.50	Pilates
Romeo	Barbara	615.63	Interval Train, Sec. I

Agenda Item for 9/8/16 BOE Meeting			
Adult Education Instructors – Fall 2016 – Begin 9/19/16 – End 2/16/17			
Last Name	First Name	Total Salary	Course Name
Romeo	Barbara	615.63	Interval Train, Sec. II
Romeo	Barbara	615.63	Interval Train, Sec. III
Sanders	Carin	448.20	Non-Impact Aerobics
Sanders	Carin	448.20	Stretch & Tone
Sanders	Carin	448.20	T'ai Chi for Balance & Mobility, Beginner
Sanders	Carin	336.15	Core & Balance Combo
Sanders	Carin	336.15	T'ai Chi for Balance & Mobility, Intermediate
Tzochev	Kiril	592.32	Watercolor Painting, Eve -H
Tzochev	Kiril	888.48	Watercolor Painting, Day -H
Ward-Abdo	Julie	No Fee	The A, B, C & D's of Medicare
Wasserman	Renee	738.75	Italian, Beginners
Wasserman	Renee	738.75	French , Intermediate
Wasserman	Renee	738.75	French, Beginners
Wasserman	Renee	738.75	Italian, Intermediate
Yudkin	Gloria	807.84	Oil & Acrylic, Intermediate/Advanced Painting -H
Zanetto	Rosemarie	538.56	Crocheting, Day
Zhou	Xiaoyun	675.00	Chinese for Adults, Beginner
Zhou	Xiaoyun	675.00	Chinese for Adults, Intermediate.

August 18, 2016


Roslyn Public Schools
Box 367
Roslyn, NY 11576

Dear Mr. Dragone,

On behalf of the Roslyn Alliance Against Drug and Alcohol Abuse, (RADA) enclosed please find a check in the amount of \$473.83. In accordance with RADA's philosophy, please use these funds to educate, inform and/or raise awareness in the Roslyn community about drug and alcohol use and other aspects of at risk behavior.

Should you have any questions or wish to discuss this matter further, please do not hesitate to contact us.

Very truly yours,



Mindy Sherman
President, RADA
516-996-4000



Karen Goldstick
Treasurer, RADA
516-394-1295

202333401 NEW 10/07 8710061027

OFFICIAL CHECK

HOLD DOCUMENT UP TO THE LIGHT TO VIEW TRUE WATERMARK

OFFICIAL CHECK

HOLD DOCUMENT UP TO THE LIGHT TO VIEW TRUE WATERMARK

citibank
Citibank, N.A.

FC# 00408 FA# 016 \$0.00 ONL DATE 07/20/16
050-02 Ck. Ser.# 114061319

114061319

62-20
311

PAY ***FOUR HUNDRED SEVENTY-THREE AND 85/100 DOLLARS*******

TO THE ORDER OF *****ROSLYN SCHOOL DISTRICT***** **\$473.85**

NAME OF REMITTER ADDRESS ROSLYN ALLIANCE AGAINST DRUG
Citibank, N.A. One Penn's Way New Castle, DE 19720

Drawer: Citibank, N.A.

BY *[Signature]* MP
AUTHORIZED SIGNATURE

⑈ 114061319 ⑈ ⑆031100209⑆ 38762924⑈

COUNT	ITEM	Manf.	Model	Serial Number	Roslyn ID #	Date Added
1	Laptop	Dell	LATITUDE D630	2NS0RG1	20083335	7/22/2016
2	Laptop	Dell	LATITUDE D630	74G2RG1	20083426	7/22/2016
3	Laptop	Dell	LATITUDE D630	F2Y0RG1	20083231	7/22/2016
4	Laptop	Dell	LATITUDE D630	F8Y0RG1	20083351	7/22/2016
5	Laptop	Dell	LATITUDE D630	JNZ0RG1	20083295	7/22/2016
6	Laptop	Dell	LATITUDE D630	4W6ZQG1	20083326	7/22/2016
7	Laptop	Dell	LATITUDE D830	G8XWVD1	none	7/22/2016
8	Laptop	Dell	DELL PRECISION M6300	FK8XJF1	20083457	7/22/2016
9	Laptop	Dell	LATITUDE D630	8S6ZQG1	20083268	7/22/2016
10	Laptop	Dell	LATITUDE D630	CNY0RG1	20083286	7/22/2016
11	Laptop	Dell	DELL PRECISION M6300	BP5JDH1	20083458	7/22/2016
12	Laptop	Dell	DELL PRECISION M6300	BJCPYD1	none	7/22/2016
13	Projector	NEC	NP510	0700484FF	20130719	7/22/2016
14	iPad	Apple	iPad 16GB	DN6HMJL4DFHW	001739	7/22/2016
15	iPad	Apple	iPad 16GB	DN6HM50MDFHW	001845	7/22/2016
16	iPad	Apple	iPad 16GB	DN6HMMGJDFHW	001835	7/22/2016
17	iPad	Apple	iPad 16GB	DMPJ2S3TDFHW	001956	7/22/2016
18	iPad	Apple	iPad 32GB	DN6GMJWDDFHJ	001272	7/22/2016
19	iPad	Apple	iPad	DMPL2FZXF182	002414	7/22/2016
20	Laptop	Dell	LATITUDE D630	5NS0RG1	20131650	7/22/2016
21	Laptop	Dell	LATITUDE D630	B3X0RG1	20083251	7/22/2016
22	Laptop	Dell	LATITUDE D610	91DJ7B1	20082421	7/22/2016
23	Laptop	Dell	LATITUDE D610	DKHD7B1	20082422	7/22/2016
24	Laptop	Dell	LATITUDE D610	G6CJ7B1	20082424	7/22/2016
25	Laptop	Dell	LATITUDE D610	8JHD7B1	20082426	7/22/2016
26	Laptop	Dell	LATITUDE D610	67CJ7B1	20082423	7/22/2016
27	Laptop	Dell	LATITUDE D610	JZBJ7B1	20082419	7/22/2016
28	iPad	Apple	iPad 16GB	DMQJ2VHEDFW	002230	7/22/2016
29	iPad	Apple	iPad 16GB	DN6HM68YDFHW	001851	7/22/2016
30	Laptop	Dell	LATITUDE D630	DPH2RG1	20083282	7/22/2016
31	Laptop	Dell	LATITUDE D630	6TY0RG1	20083218	7/22/2016
32	iPad	Apple	iPad 16GB	DN6HM1UPDFHW	001752	7/22/2016
33	iPad	Apple	iPad 16GB	DVRHLBGTDFHW	001763	7/22/2016
34	iPad	Apple	iPad 16GB	DN6HMJMADFHW	001780	7/22/2016
35	iPad	Apple	iPad 16GB	DN6HM6TTDFHW	001850	7/22/2016
36	iPad	Apple	iPad 16GB	DVRHLCBDDFW	001760	7/22/2016

37	iPad	Apple	iPad 16GB	DN6HM3L9DFHW	001810	7/22/2016
38	iPad	Apple	iPad 16GB	DN6HMF3ZDFHW	001705	7/22/2016
39	iPad	Apple	iPad 16GB	DN6HMKAHDFHW	001669	7/22/2016
40	iPad	Apple	iPad 16GB	DN6HMGWPDFHW	001690	7/22/2016
41	iPad	Apple	iPad 16GB	DN6HM6WDFDFHW	001809	7/22/2016
42	iPad	Apple	iPad 16GB	DN6HM40TDFHW	001802	7/22/2016
43	iPad	Apple	iPad 16GB	DN6HMJHCDFHW	001743	7/22/2016
44	iPad	Apple	iPad 32GB	DN6G7X38DFHY	001112	7/22/2016
45	iPad	Apple	iPad 16GB	DN6HMMQDDDFHW	001787	7/22/2016
46	iPad	Apple	iPad 16GB	DMPJ2X2GDFHW	001996	7/22/2016
47	iPad	Apple	iPad 16GB	DMQJ2F1QDFHW	001991	7/22/2016
48	iPad	Apple	iPad 16GB	DMQJ2V4RDFHW	001919	7/22/2016
49	AlphaSmart	AlphaSmart	NEO by AlphaSmart	NEO-AC-0702-106232-AQ	none	7/22/2016
50	CPU	WYSE	Cx0 Thin Client	2NMDJ601559	0090786	8/1/2016
51	Monitor	HP	HP LE2001w	CNT009705Y	0090786	8/1/2016
52	CPU	WYSE	Cx0 Thin Client	2NMDJ601554	0090801	8/1/2016
53	Monitor	HP	HP LE2001w	CNT009705L	0090801	8/1/2016
54	CPU	WYSE	Cx0 Thin Client	2NMDJ601409	0090791	8/1/2016
55	Monitor	HP	HP LE2001w	CNT009705N	0090791	8/1/2016
56	CPU	WYSE	Cx0 Thin Client	2NMDJ603554	0090784	8/1/2016
57	Monitor	HP	HP LE2001w	CNT009706L	0090784	8/1/2016
58	CPU	WYSE	Cx0 Thin Client	2NMDJ601585	0090796	8/1/2016
59	Monitor	HP	HP LE2001w	CNT009705Q	0090796	8/1/2016
60	CPU	WYSE	Cx0 Thin Client	2NMDJ602514	0090803	8/1/2016
61	Monitor	HP	HP LE2001w	CNT009706G	0090803	8/1/2016
62	CPU	WYSE	Cx0 Thin Client	2NMDJ602532	0090792	8/1/2016
63	Monitor	HP	HP LE2001w	CNT010R2G5	0090792	8/1/2016
64	CPU	WYSE	Cx0 Thin Client	2NMDJ601403	0090798	8/1/2016
65	Monitor	HP	HP LE2001w	CNT009707D	0090798	8/1/2016
66	CPU	WYSE	Cx0 Thin Client	2NMDJ602742	0090793	8/1/2016
67	Monitor	HP	HP LE2001w	CNT009706Z	0090793	8/1/2016
68	CPU	WYSE	Cx0 Thin Client	2NMDJ602043	0090788	8/1/2016
69	Monitor	HP	HP LE2001w	CNT009706N	0090788	8/1/2016
70	CPU	WYSE	Cx0 Thin Client	2NMDJ602032	0090800	8/1/2016
71	Monitor	HP	HP LE2001w	CNT009706I	0090800	8/1/2016
72	Projector	SMART	UF70	B01F124Q0200	none	8/1/2016
73	Projector	HITACHI	CP-A222WN - TEQ Z782WN	F3EU12202	none	8/1/2016

74	Clickers	Promethean	Response System PRM-AHI-02 (33 units)	none	none	8/1/2016
75	Clickers	renaissance Lrn	Response System RES-1001 (30 units)	none	none	8/1/2016
76	ZIP Drive	lomega	Z250P	P7C847000V	none	8/1/2016
77	ZIP Drive	lomega	Z100P2	LMEG43C3JN	none	8/1/2016
78	Projector	MITSHBISHI	XD205U	0002806	none	8/1/2016
79	CD Player	TASCAM	CD-A550	0110171	none	8/1/2016
80	CPU	Einstruction	MOBI View MWB600	MW6001118072546	none	8/1/2016
81	CPU	Einstruction	MOBI View MWB600	MW6001118072381	none	8/1/2016
82	CPU	Einstruction	MOBI View MWB600	MW6001113073339	none	8/1/2016
83	CPU	Einstruction	MOBI View MWB600	MW6001113073341	none	8/1/2016
84	CPU	Einstruction	MOBI View MWB600	MW6001113073337	none	8/1/2016
85	CPU	Einstruction	MOBI View MWB600	MW6001113072435	none	8/1/2016
86	CPU	Einstruction	MOBI View MWB600	MW6001113072551	none	8/1/2016
87	CPU	Einstruction	MOBI View MWB600	MW6001113072592	none	8/1/2016
88	CPU	Einstruction	MOBI View MWB600	MW6001113072519	none	8/1/2016
89	CPU	Einstruction	MOBI View MWB600	MW6001113072507	none	8/1/2016
90	iPad	Apple	iPad2	DN6HM7GUDFHW	002241	8/1/2016
91	Laptop	Dell	D630	DMH2RG1	20083244	8/1/2016
92	Laptop	Dell	D630	4SY0RG1	20083500	8/1/2016
93	Laptop	Dell	D630	4S6ZQG1	20083466	8/1/2016
94	Laptop	Dell	D630	HZX0RG1	20083495	8/1/2016
95	Laptop	Dell	D630	DS6ZQG1	20083357	8/1/2016
96	Camera DVR	American Dynam	INTELLIX LT - ADD600LTD032	105A0614035655	none	8/1/2016
97	CPU	XCLIO case	Custom Built CPU	none	none	8/1/2016
98	2 Speakers	Dell/Altec Lansin	E194056 - ADA 995	none	none	8/1/2016
99	Printer	Canon	CP-400 Compact Photo Printer - refurb	(21)9031007264	none	8/1/2016
100	Camcorder	Panasonic	Omni Movie VHS PV-810	none	302189	8/1/2016
101	CPU	Dell	Optiplex 755	H4X4HF1	none	8/1/2016
102	Projector	MITSUBISHI	SL1U	1016837	300996	8/1/2016
103	Projector	MITSUBISHI	SL2U	1019854	300992	8/1/2016
104	Projector	InFocus	LP530	7KW13400452	300362	8/1/2016
105	Doc Camera	AVer Vision	W30 - Wireless Base	5304701500038	none	8/1/2016
106	Doc Camera	AVer Vision	W30 - Wireless Doc Camera	5304701800030	002709	8/1/2016
107	CPU	Apple	iMac	QT206AV9LF4	301953	8/1/2016
108	CPU	Dell	Optiplex 745	64WRQD1	none	8/4/2016
109	CPU	Dell	Optiplex 755	8HZFYF1	20130838	8/4/2016
110	CPU	Dell	Optiplex 755	GQ531G1	004229	8/4/2016

111	CPU	Dell	Optiplex 755	2J2G1J1	004261	8/4/2016
112	CPU	Dell	Optiplex 755	2C5SCG1	20130813	8/4/2016
113	CPU	Dell	Optiplex 755	2BYTBH1	004298	8/4/2016
114	CPU	Dell	Optiplex 755	CPRJJH1	004303	8/4/2016
115	Printer	Lexmark	E260	72LM028	none	8/4/2016
116	Printer	HP	HP 2280 business inkjet	MY358310K3	none	8/4/2016
117	Monitor	Dell	1707FPt	CN-0CC280-71618-63R-AF0J	004391	8/4/2016
118	Monitor	Dell	1707FPt	CN-0CC280-71618-63R-ADJF	004302	8/4/2016
119	Monitor	Dell	1707FPt	CN-0CC280-71618-63R-AEWU	004230	8/4/2016
120	Monitor	Dell	1907FPt	CN-0DC323-71618-6A7-AJKL	004256	8/4/2016
121	Monitor	SONY	SDM-M81	0417555	20081459	8/4/2016
122	CPU	Dell	Optiplex 755	B0XCKF1	20130475	8/19/16
123	CPU	Dell	Optiplex 755	B09VFG1	20130474	8/19/16
124	CPU	Dell	Optiplex 755	G09VFG1	20130473	8/19/16
125	CPU	Dell	Optiplex 755	J5WKDG1	20130472	8/19/16
126	CPU	Dell	Optiplex 755	238Y6G1	20130471	8/19/16
127	CPU	Dell	Optiplex 755	76WKDG1	20130470	8/19/16
128	CPU	Dell	Optiplex 755	J09VFG1	20130469	8/19/16
129	CPU	Dell	Optiplex 755	66WKDG1	20130468	8/19/16
130	CPU	Dell	Optiplex 755	2XB2CG1	20130467	8/19/16
131	CPU	Dell	Optiplex 755	H09VFG1	20130466	8/19/16
132	CPU	Dell	Optiplex 755	16WKDG1	20130465	8/19/16
133	CPU	Dell	Optiplex 755	845K43J	20130464	8/19/16
134	CPU	Dell	Optiplex 755	208YBG1	20130463	8/19/16
135	CPU	Dell	Optiplex 755	F74L43J	20130462	8/19/16
136	CPU	Dell	Optiplex 755	941DXF1	20130461	8/19/16
137	CPU	Dell	Optiplex 755	138Y6G1	20130460	8/19/16
138	CPU	Dell	Optiplex 755	86F1C3J	20130459	8/19/16
139	CPU	Dell	Optiplex 755	738Y6G1	20130458	8/19/16
140	CPU	Dell	Optiplex 755	65H0SF1	20130457	8/19/16
141	CPU	Dell	Optiplex 755	938Y6G1	20130456	8/19/16
142	CPU	Dell	Optiplex 755	7TBL43J	20130455	8/19/16
143	CPU	Dell	Optiplex 755	9SQWSF1	20130454	8/19/16
144	CPU	Dell	Optiplex 755	709VFG1	20130453	8/19/16
145	CPU	Dell	Optiplex 755	30WKDG1	20130452	8/19/16
146	CPU	Dell	Optiplex 755	2D2G1J1	003603	8/19/16
147	Monitor	Dell	P1911b	CN-077NPN-74261-16K-3TVS	004047	8/19/16

148	Monitor	Dell	P1911b	MX-077NPN-74262-175-1NUU	004048	8/19/16
149	Monitor	Dell	P1911b	MX-077NPN-74262-17R-1A2U	004049	8/19/16
150	Monitor	Dell	P1911b	CN-077NPN-74261-14T-5KGS	004050	8/19/16
151	Monitor	Dell	P1911b	MX-077NPN-74262-17E-1RJU	004051	8/19/16
152	Monitor	Dell	P1911b	CN-077NPN-74261-14P-5NCS	004052	8/19/16
153	Monitor	Dell	P1911b	CN-077NPN-74261-14T-5PWS	004053	8/19/16
154	Monitor	Dell	P1911b	CN-077NPN-74261-14Q-074S	004054	8/19/16
155	Monitor	Dell	P1911b	CN-077NPN-74261-14K-09MS	004055	8/19/16
156	Monitor	Dell	P1911b	CN-077NPN-74261-14T-606S	004056	8/19/16
157	Monitor	Dell	P1911b	MX-077NPN-74262-175-1PFU	004057	8/19/16
158	Monitor	Dell	P1911b	MX-077NPN-74262-17F-2GHU	004058	8/19/16
159	Monitor	Dell	P1911b	MX-077NPN-74262-17F-2HOU	004059	8/19/16
160	Monitor	Dell	P1911b	CN-077NPN-74261-14T-5PYS	004061	8/19/16
161	Monitor	Dell	P1911b	CN-077NPN-74261-15D-08RS	004063	8/19/16
162	Monitor	Dell	P1911b	MX-077NPN-74262-191-17GU	004064	8/19/16
163	Monitor	Dell	P1911b	CN-077NPN-74261-14K-6ANS	004065	8/19/16
164	Monitor	Dell	P1911b	CN-077NPN-74261-16K-3UES	004067	8/19/16
165	Monitor	Dell	P1911b	CN-077NPN-74261-14K-6AMS	004068	8/19/16
166	Monitor	Dell	P1911b	CN-077NPN-74261-14T-5P7S	004069	8/19/16
167	Monitor	Dell	P1911b	CN-077NPN-74261-16K-2PWS	004070	8/19/16
168	Monitor	Dell	P1911b	MX-077NPN-74262-17F-2FEU	004071	8/19/16
169	Monitor	Dell	P1911b	CN-077NPN-74261-14T-5JVS	004072	8/19/16
170	Monitor	Dell	P1911b	MX-077NPN-74262-14F-2GDU	004073	8/19/16
171	Monitor	Dell	P1911b	CN-077NPN-74261-14K-09WS	004074	8/19/16
172	CPU	Dell	Optiplex 755	2P2P4H1	003580	8/19/16
173	Monitor	Dell	1908FPb	CN-0DY840-74261-810-OTDA	003581	8/19/16
174	CPU	Dell	Optiplex 755	BYX27H1	20131377	8/19/16
175	CPU	Dell	Optiplex 755	DLNZCG1	20131392	8/19/16
176	CPU	Dell	Optiplex 755	5WSR0G1	20131386	8/19/16
177	CPU	Dell	Optiplex 755	8RKYSF1	20131390	8/19/16
178	CPU	Dell	Optiplex 755	5SQWSF1	20131394	8/19/16
179	CPU	Dell	Optiplex 755	39WSCH1	20131398	8/19/16
180	CPU	Dell	Optiplex 755	3NZD5H1	20131395	8/19/16
181	CPU	Dell	Optiplex 755	D737TF1	20131393	8/19/16
182	CPU	Dell	Optiplex 755	2WSTZF1	20131380	8/19/16
183	CPU	Dell		JVX27H1	20131396	8/19/16
184	CPU	Dell	Optiplex 755	HLJ5YF1	20131385	8/19/16

185	CPU	Dell	Optiplex 755	74DQRG1	none	8/19/16
186	CPU	Dell	Optiplex 755	6837TF1	20131397	8/19/16
187	CPU	Dell	Optiplex 755	FQ8F2G1	20131389	8/19/16
188	CPU	Dell	Optiplex 755	9VX27H1	20131378	8/19/16
189	CPU	Dell		BWSR0G1	20131387	8/19/16
190	CPU	Dell	Optiplex 755	HVSTZF1	20131399	8/19/16
191	CPU	Dell	Optiplex 755	CRYK9G1	20131391	8/19/16
192	CPU	Dell	Optiplex 755	BVSR0G1	20131381	8/19/16
193	CPU	Dell	Optiplex 755	9773GG1	20131382	8/19/16
194	CPU	Dell	Optiplex 755	1WJ8WG1	20131384	8/19/16
195	CPU	Dell	Optiplex 755	FF0WMG1	20131383	8/19/16
196	CPU	Dell	Optiplex 755	2WX27H1	20131379	8/19/16
197	CPU	Dell	Optiplex 755	41WRQD1	20080522	8/19/16
198	CPU	Dell	Optiplex 755	FL6LGH1	004197	8/19/16
199	CPU	Dell	Optiplex 755	B66HKF1	20130636	8/19/16
200	CPU	Dell	Optiplex 755	890WCG1	20130627	8/19/16
201	CPU	Dell	Optiplex 755	FJZ85G1	20130647	8/19/16
202	CPU	Dell	Optiplex 755	DV5HKF1	20130642	8/19/16
203	CPU	Dell	Optiplex 755	40YRCG1	20130628	8/19/16
204	CPU	Dell	Optiplex 755	6P6LCG1	20130625	8/19/16
205	CPU	Dell	Optiplex 755	FRHJKF1	004181	8/19/16
206	CPU	Dell	Optiplex 755	9JYRCG1	20130631	8/19/16
207	CPU	Dell	Optiplex 755	245G1J1	004195	8/19/16
208	CPU	Dell	Optiplex 755	2M5HKF1	20130634	8/19/16
209	CPU	Dell	Optiplex 755	G4W7QH1	20130630	8/19/16
210	CPU	Dell	Optiplex 755	1B14HF1	20130632	8/19/16
211	CPU	Dell	Optiplex 755	HMPWPH1	004186	8/19/16
212	CPU	Dell	Optiplex 755	J813HF1	20130641	8/19/16
213	CPU	Dell	Optiplex 755	HB14HF1	20130621	8/19/16
214	CPU	Dell	Optiplex 755	1PYPMG1	20130635	8/19/16
215	CPU	Dell	Optiplex 755	HW5HKF1	20130635	8/19/16
216	CPU	Dell	Precision 390	CYX7YD1	none	8/19/16
217	CPU	Dell	Optiplex GX60	1K5T331	300472	8/19/16
218	CPU	Dell	Optiplex 755	4T5HKF1	20130643	8/19/16
219	CPU	Dell	Optiplex 760	B1LCKK1	090071	8/19/16
220	CPU	Dell	Optiplex 360	GKHQ1K1	20130812	8/19/16
221	CPU	Dell	Optiplex 755	B169MG1	090305	8/19/16

222	CPU	Dell	Optiplex 755	JN2GDG1	20130633	8/19/16
223	CPU	Dell	Optiplex 755	JYKVCG1	20130629	8/19/16
224	CPU	Dell	Optiplex 755	6XGH9F1	20130626	8/19/16
225	CPU	Dell	Optiplex 755	FHNC7G1	20130618	8/19/16
226	CPU	Dell	Optiplex 755	1SLHCG1	20130624	8/19/16
227	CPU	Dell	Optiplex 755	GZ6FDG1	004173	8/19/16
228	CPU	Dell	Optiplex 755	CMTLCG1	20130644	8/19/16
229	CPU	Dell	Optiplex 755	8W3MCG1	20130638	8/19/16
230	CPU	Dell	Optiplex 755	454CSF1	20130645	8/19/16
231	CPU	Dell	Optiplex 755	FHQVNG1	20130623	8/19/16
232	CPU	Dell	Optiplex 755	12WRQD1	081766	8/19/16
233	CPU	Dell	Optiplex SX270	1WG1G51	20080355	8/19/16
234	CPU	Dell	Optiplex SX270	6VG9Y21	20080785	8/19/16
235	CPU	Dell	Optiplex 755	H0WRQD1	20130731	8/19/16
236	CPU	Dell	Optiplex 755	2N2P4H1	003604	8/19/16
237	CPU	Dell	Optiplex 755	6MDT4G1	003568	8/19/16
238	CPU	Dell	Optiplex 755	G5WKDG1	003709	8/19/16
239	CPU	Dell	Optiplex 755	2RTD2G1	20130534	8/19/16
240	CPU	Dell	Optiplex 755	DS1SPD1	005118	8/19/16
241	CPU	Dell	Optiplex 755	J00Y6G1	003570	8/19/16
242	CPU	Dell	Optiplex 755	44K11G1	003712	8/19/16
243	CPU	Dell	Optiplex 755	HY5MWD1	20081376	8/19/16
244	CPU	Dell	Optiplex 755	F09VFG1	none	8/19/16
245	CPU	Dell	Optiplex 755	none	003576	8/19/16
246	CPU	Dell	Optiplex 755	4MDT4G1	20130142	8/19/16
247	CPU	Dell	Optiplex 755	JL2P4H1	20130079	8/19/16
248	CPU	Dell	Optiplex 755	36WKDG1	20130496	8/19/16
249	CPU	Dell	Optiplex 755	B5WKDG1	003574	8/19/16
250	CPU	Dell	Optiplex 755	C41DXF1	003708	8/19/16
251	CPU	Dell	Optiplex 755	8Y23MG1	090295	8/19/16
252	CPU	Dell	Optiplex 755	2N2P4H1	003604	8/19/16
253	CPU	Dell	Optiplex 755	F0PLCG1	003534	8/19/16
254	CPU	Dell	Optiplex 755	JW1BMF1	003718	8/19/16
255	CPU	Dell	Optiplex 755	5TG7SF1	20130143	8/19/16
256	CPU	Dell	Optiplex 755	7269MG1	090302	8/19/16
257	CPU	Dell	Optiplex 755	HSW6ZD1	004925	8/19/16
258	CPU	Dell	Optiplex 755	6269MG1	090337	8/19/16

259	CPU	Dell	Optiplex 755	2369MG1	090314	8/19/16
260	CPU	Dell	Optiplex 755	G169MG1	090335	8/19/16
261	CPU	Dell	Optiplex 755	F268MG1	090318	8/19/16
262	CPU	Dell	Optiplex 755	C169MG1	20131654	8/19/16
263	CPU	Dell	Optiplex 755	DNLDTH1	004954	8/19/16
264	CPU	Dell	Optiplex GX620	6GXG7B1	none	8/19/16
265	CPU	Dell	Optiplex 755	9D1SKM1	20130159	8/19/16
266	CPU	Dell	Optiplex 755	9D0RKM1	20130164	8/19/16
267	CPU	Dell	Optiplex 755	9D3QKM1	20130172	8/19/16
268	CPU	Dell	Optiplex 755	79RWYQ1	none	8/19/16
269	Monitor	Dell		CN0G438H6418085T24EL	none	8/19/16
270	Monitor	Dell		CN0G5564F6414084L49ML	005018	8/19/16
271	Monitor	Dell		CN0DY8404663371V03WU	none	8/19/16
272	Monitor	Dell		CN0FP1827161879CRMDD	none	8/19/16
273	Monitor	Dell		CN0DY8407426181O18JA	004913	8/19/16
274	Monitor	Dell		CN0CC2807161863RAENA	005121	8/19/16
275	Monitor	Dell		CNOUW042641807BC58NL	none	8/19/16
276	Monitor	Dell		CN0G554F6418084L4PPL	003992	8/19/16
277	Monitor	Dell		CN0G554F6418084L49LL	004972	8/19/16
278	Monitor	Dell		CN0G433H7444596GABKO	005142	8/19/16
279	Monitor	Dell		CN0CC2807161863RAEZ7	none	8/19/16
280	Monitor	Dell		CN0T437871618468AAD9	none	8/19/16
281	Monitor	Dell		CN0G554F6418084L4PTL	004914	8/19/16
282	Monitor	Dell		CN0CC2807161863RAESD	005145	8/19/16
283	Monitor	Dell		CN0G554F6418084L44EL	004953	8/19/16
284	Monitor	Dell		CN0G554F6418084L49EL	004960	8/19/16
285	Monitor	Dell		QGU083422766	004958	8/19/16
286	Monitor	Dell		CN0CC2807161863RAENJ	005143	8/19/16
287	Monitor	Dell		CN0CC2807161863RAES6	none	8/19/16
288	Monitor	Dell		CN0CC2807161863RAERV	005144	8/19/16
289	Monitor	Dell		CN0G554F6418084L47RL	004923	8/19/16
290	Monitor	Dell		CN0G554F6418084L498L	004947	8/19/16
291	Monitor	Dell		CN0DY8407426181O156A	004921	8/19/16
292	Monitor	Dell		CN0T437871618468AA1N	none	8/19/16
293	Monitor	Dell		CN0T776R7287205P1CFL	004144	8/19/16
294	Monitor	Dell		CN0T776R7287205P0MVL	004168	8/19/16
295	Monitor	Dell		CN0T776R7287205P0WUL	004172	8/19/16

296	Monitor	Dell		CN0T776R7287205P1CKL	004169	8/19/16
297	Monitor	Dell		CN0T776R7287205P1AKL	004146	8/19/16
298	Monitor	Dell		QGU083520861	none	8/19/16
299	Monitor	Dell		CN0T776R7287205P1CHL	004162	8/19/16
300	Monitor	Dell		CN0T776R7287205P1AVL	004167	8/19/16
301	Monitor	Dell		CN0T776R7287205P1C4L	004145	8/19/16
302	Monitor	Dell		QGU083422757	none	8/19/16
303	Monitor	Dell		QGU083422750	none	8/19/16
304	Monitor	Dell		CN0T776R728705P1C7L	004151	8/19/16
305	Monitor	Dell		QGU083422769	none	8/19/16
306	Monitor	Dell		QGU083525377	none	8/19/16
307	Monitor	Dell		QGU083422738	none	8/19/16
308	Monitor	Dell		CN0T776R7287205P1CAL	004171	8/19/16
309	Monitor	Dell		QGU083422753	none	8/19/16
310	Monitor	Dell		QGU083525386	none	8/19/16
311	Monitor	Dell		QGU083422767	none	8/19/16
312	Monitor	Dell		CN0F779N7426199L563U	none	8/19/16
313	Monitor	Dell		CN0T776R7287205P1AYL	004166	8/19/16
314	Monitor	Dell		QGU083422752	none	8/19/16
315	Monitor	Dell		CN0G256H742618B40TTL	none	8/19/16
316	Monitor	Dell		QGU083422732	none	8/19/16
317	Monitor	Dell		none	004161	8/19/16
318	Monitor	Dell		CN0T776R7287205P1CML	004170	8/19/16
319	Monitor	Dell		CN0T776R7287205P2HCL	004158	8/19/16
320	Monitor	Dell		QGU083525376	none	8/19/16
321	Monitor	Dell		CN0T776R7287205P1C9L	004165	8/19/16
322	Monitor	Dell		CN0T776R7287205P1ANL	004163	8/19/16
323	Monitor	Dell		QGU083422740	none	8/19/16
324	Monitor	Dell		QGU083421831	004160	8/19/16
325	Monitor	Dell		CN0T776R7287205P1C8L	004150	8/19/16

ROSLYN UNION FREE SCHOOL DISTRICT, NEW YORK

EXTRACLASROOM ACTIVITY FUNDS
STATEMENT OF CASH RECEIPTS, CASH DISBURSEMENTS AND CASH BALANCES
MONTH ENDING MAY 31, 2016

	Cash Balances Beginning	Receipts	Disbursements	Cash Balances Ending
Middle School:				
Community Services	280.84		252.92	27.92
Languages Club	497.48		39.27	458.21
Youth Against Cancer	32.95			32.95
Scrabble Club	62.02			62.02
Special Events/Misc.	0.00			0.00
Spotlight	6,253.78			6,253.78
Student Advisory	883.43			883.43
Yearbook	29,907.68	2,190.00	500.00	31,597.68
	<hr/>	<hr/>	<hr/>	<hr/>
Book Balance	<u>\$ 37,918.18</u>	<u>2,190.00</u>	<u>792.19</u>	<u>\$ 39,315.99</u>
Bank Reconciliation				
CD / Investments				
Savings				
Checking		39,315.99		
Outstanding				
Net Checking	39,315.99			
Bank Balance	39,315.99			

ROSLYN UNION FREE SCHOOL DISTRICT, NEW YORK

EXTRACLASROOM ACTIVITY FUNDS
STATEMENT OF CASH RECEIPTS, CASH DISBURSEMENTS AND CASH BALANCES
MONTH ENDING MAY 31, 2016

	Cash Balances Beginning	Receipts	Disbursements	Cash Balances Ending
High School:				
AIDS Awareness	\$ 1,283.00			1,283.00
Animal Rights Club	310.00			310.00
Art Club	443.20			443.20
Astronomy Club	8,673.30	73.00	2,432.89	6,313.41
Athletes Helping Athletes	478.10			478.10
Autism Awareness	240.04	320.00		560.04
Chess	9.41			9.41
DECA./School Store	8,795.01	3,300.00	3,555.92	8,539.09
Environment	797.19			797.19
Film Society	60.64			60.64
Foreign Language Honor Society	589.41			589.41
Forensics Club	2,168.19	4,293.96	4,744.00	1,718.15
Gay Straight Alliance	904.90			904.90
Global Awareness	214.55			214.55
Habitat for Humanity	213.00		213.00	0.00
Harbor Hill Light Yearbook	8,420.76			8,420.76
Honor Society	1,159.23	800.00	567.84	1,391.39
Interest and Bank Charges	1,491.29	26.50	142.00	1,375.79
Jewish Studies Union	215.41			215.41
Junior Scope	3,291.05			3,291.05
Key Club	3,270.13			3,270.13
Medical Explorers	612.73			612.73
Model Congress	1,220.08			1,220.08
Organization of Class Councils	47,481.72	8,094.00	9,463.18	46,112.54
Principal's Advisory Committee	429.09	456.00	307.18	577.91
Beacon newspaper	255.65			255.65
Royal Crown Players	7,615.47	7,989.00	7,241.29	8,363.18
Research	4,101.70			4,101.70
SADD	1,832.96			1,832.96
Science Olympiad	663.10	59.00		722.10
Sewing/Fashion	324.85			324.85
Roslyn Shakespaere Society	427.00	34.00		461.00
Student's for Social Responsibility	1,155.53	700.00	700.00	1,155.53
Special Events/Misc.	1,850.04			1,850.04
Stock Market	70.43			70.43
Student Prints	119.42			119.42
Tri-M Music Honor Society	1,107.77	630.00	793.00	944.77
V.E.D.D.A. (formerly V.E.R.Y.)	671.37			671.37
Youth Against Cancer	3,155.88	700.00	245.88	3,610.00
Book Balance	<u>\$ 116,122.60</u>	<u>27,475.46</u>	<u>30,406.18</u>	<u>\$ 113,191.88</u>
Bank Reconciliation				
CD				
Savings				
Checking		123,768.89		0.00
Outstanding		10,577.01		
Net Checking				
Bank Balance	113,191.88			

ROSLYN UNION FREE SCHOOL DISTRICT, NEW YORK

EXTRACLASSROOM ACTIVITY FUNDS
STATEMENT OF CASH RECEIPTS, CASH DISBURSEMENTS AND CASH BALANCES
MONTH ENDING JUNE 30, 2016

	Cash Balances Beginning	Receipts	Disbursements	Cash Balances Ending
Middle School:				
Community Services	27.92	1,782.92	1,530.00	280.84
Languages Club	458.21	116.00	34.55	539.66
Youth Against Cancer	32.95			32.95
Scrabble Club	62.02			62.02
Special Events/Misc.	0.00			0.00
Spotlight	6,253.78		269.79	5,983.99
Student Advisory	883.43		362.67	520.76
Yearbook	31,597.68	150.00	8,247.75	23,499.93
	<u>39,315.99</u>	<u>2,048.92</u>	<u>10,444.76</u>	<u>30,920.15</u>
Book Balance	\$ 39,315.99	2,048.92	10,444.76	\$ 30,920.15
Bank Reconciliation				
CD / Investments				
Savings				
Checking		32,450.15		
Outstanding		1,530.00		
Net Checking	30,920.15			
Bank Balance	30,920.15			

ROSLYN UNION FREE SCHOOL DISTRICT, NEW YORK

EXTRACURRICULAR ACTIVITY FUNDS
STATEMENT OF CASH RECEIPTS, CASH DISBURSEMENTS AND CASH BALANCES
MONTH ENDING JUNE 30, 2016

	Cash Balances Beginning	Receipts	Disbursements	Cash Balances Ending
High School:				
AIDS Awareness	\$ 1,283.00			1,283.00
Animal Rights Club	310.00	312.00		622.00
Art Club	443.20			443.20
Astronomy Club	6,313.41		644.60	5,668.81
Athletes Helping Athletes	478.10			478.10
Autism Awareness	560.04		217.54	342.50
Chess	9.41			9.41
DECA./School Store	8,539.09	222.00	4,015.40	4,745.69
Environment	797.19			797.19
Film Society	60.64			60.64
Foreign Language Honor Society	589.41			589.41
Forensics Club	1,718.15		843.00	875.15
Gay Straight Alliance	904.90	200.00	90.00	1,014.90
Global Awareness	214.55			214.55
Habitat for Humanity	0.00			0.00
Harbor Hill Light Yearbook	8,420.76	5,108.00	4,787.52	8,741.24
Honor Society	1,391.39	640.00	965.00	1,066.39
Interest and Bank Charges	1,375.79	23.68		1,399.47
Jewish Studies Union	215.41			215.41
Junior Scope	3,291.05			3,291.05
Key Club	3,270.13	329.00	50.00	3,549.13
Medical Explorers	612.73		50.00	562.73
Model Congress	1,220.08		43.97	1,176.11
Organization of Class Councils	46,112.54	25,405.00	25,846.69	45,670.85
Principal's Advisory Committee	577.91	100.00		677.91
Beacon newspaper	255.65			255.65
Royal Crown Players	8,363.18		1,025.11	7,338.07
Research	4,101.70			4,101.70
SADD	1,832.96			1,832.96
Science Olympiad	722.10			722.10
Sewing/Fashion	324.85			324.85
Roslyn Shakespaere Society	461.00			461.00
Student's for Social Responsibility	1,155.53			1,155.53
Special Events/Misc.	1,850.04			1,850.04
Stock Market	70.43			70.43
Student Prints	119.42			119.42
Tri-M Music Honor Society	944.77			944.77
V.E.D.D.A. (formerly V.E.R.Y.)	671.37			671.37
Youth Against Cancer	3,610.00		2,238.00	1,372.00
Book Balance	<u>\$ 113,191.88</u>	<u>32,339.68</u>	<u>40,816.83</u>	<u>\$ 104,714.73</u>
Bank Reconciliation				
CD	0.00			
Savings	0.00			0.00
Checking		111,327.96		
Outstanding		6,613.23		
Net Checking				
Bank Balance	104,714.73			

ROSLYN UNION FREE SCHOOL DISTRICT					
BOARD OF EDUCATION GOALS 2016-2017					
Administration	Curriculum & Instruction	Business	Community	Facilities	Technology
To complete the execution of the restructure of the Central Office including responsibilities related to Curriculum and Instruction, Human Resources and Administration	1. To expand our foreign/cultural exchange program to explore the inclusion of a National/ Regional/ Local Exchange/Community Service Experience	1. To maintain and expand cooperation with other school districts to reduce operational costs	1. To support community-based organizations through a collaboration of community and administrative efforts	1. To maintain the next phase of the Construction Implementation Plan (CIP) for all buildings which includes all health and safety standards and temporary solutions	1. To continue rollout of additional 25 iPads along with interactive whiteboard solutions in the elementary buildings
	2. To sustain the enrollment of Project Lead the Way in the HS and to sustain and expand Project Lead the Way district-wide by exploring ways to apply and integrate across curriculum and real world application	2. To build the 2017-18 budget to closely reflect the actual revenues and expenditures	2. To build on established relationships with government agencies for the mutual benefit of our common taxpayers including but not limited to our local villages, the Town of North Hempstead, the Town of Oyster Bay and the State	2. To maintain an ongoing system of communication that efficiently keeps the school community informed about ongoing construction projects	2. To develop and set up the following technology labs: Business Lab at the HS, Computer Carts for Coding Classes at the MS, Upgrade shared Technology Room at the HS
	3. To continue to explore a wider range of opportunity and rigor to support post-secondary preparedness	3. To implement and evaluate the ongoing effect of the five year financial plan including the use of reserves and compliance with the tax levy limit	3. To maintain the high level of the District's use of digital communication in an effort to keep our constituents better informed about school district news and or emergencies	3. Aesthetically maintain and improve our buildings and grounds to provide a pleasing and safe environment outside of the capital projects	3. Install second floor security cameras at elementary schools and other locations as needed (accomplished)
	4. To centralize and expand internship opportunities for our Roslyn High School seniors	4. To monitor and manage the ever rising costs of health insurance and the impact it has on the District	4. To create a new district website that will incorporate all current data to produce one attractive, user-friendly site for use by community and staff and managed by administrative staff	4. To implement clear security protocols for monitoring and managing our properties	4. To continue to explore off-site locations for recovery solutions for the maximum security of our data

	5. To expand, publicize and support the Roslyn Career Center website	5. To review, respond and implement forthcoming recommendations from the Comptroller's audit	5. To regularly communicate school news with the broader community	5. To dismantle, remove, store and reinstall all classroom furniture and materials related to the district bond project	5. Utilize PowerSchool to digitize elementary report cards and grades (accomplished)
	6. Enhance and support equity opportunities for all students by maintaining standards of excellence within supportive environment	6. To manage the new insurance requirements under the Affordable Care Act	6. To explore the creation of a Roslyn App		6. To begin the process to digitizing the Human Resources and Business Offices
	7. To proactively and comprehensively address relational aggression and peripheral issues				7. To dismantle, remove, store and reinstall all classroom technology related to the district bond projects
	8. To continue to develop the high school's virtual course catalogue to further attract students to the diverse offerings and opportunities for study				8. To develop and apply for the SmartBond Investment Plan

First Reading - September 8, 2016

POLICY 6010

FISCAL CONTROLS

NEW POLICY

Policies Being Replaced	NONE
Reason for Revision	Adopt policy to align with current law

ROSLYN UNION FREE SCHOOL DISTRICT

FISCAL CONTROLS

POLICY 6010

This policy sets forth the general fiscal roles and responsibilities of entities and individuals within the School District.

Board of Education

1. Fiscal approval of all expenditures, budget transfers and the overdraft of any budget account is vested in the Board of Education.
2. The Board of Education maintains control of the School District's finances through the work of individuals who report directly to the Board of Education, including the Superintendent of Schools, District Treasurer, Claims Auditor, Internal Auditor, and Independent Auditor. Each individual has responsibilities which include, but are not limited to, the items listed below. It is the responsibility of each individual to bring information directly and in a timely manner to the Board of Education when there is any need to adjust procedures or address the implementation of established fiscal controls.

Superintendent of Schools

1. The Superintendent of Schools shall be responsible for proper procedures for the initiation, evaluation, and administrative approval for all expenditures, other than salaries. He/she or the purchasing agent designated by the Board of Education shall have authority to issue purchase orders for items approved in the budget provided that statutory requirements for public bidding are followed. In all purchases about which the best interest of the School District will be served by informal competitive quotations, he/she shall require the submission of such quotations prior to the issuance of purchase orders.
2. The Superintendent of Schools, or his/her designee, shall certify the correctness of all payrolls.
3. In an emergency situation, in which the health or safety of pupils, personnel, or the public is in jeopardy the Superintendent of Schools shall be authorized to issue emergency work orders or purchase orders. The Board of Education President shall be informed immediately of such emergency expenditures.

Treasurer

1. All disbursements shall be on voucher-order checks signed by the Treasurer.
2. During the month of August, the Treasurer shall prepare, and the clerk shall cause to be published in at least one newspaper in the School District, a statement of all monies received and expended during the previous fiscal year. Such published report to be in the form prescribed by statute or Board of Education policy.

Claims Auditor

ROSLYN UNION FREE SCHOOL DISTRICT

FISCAL CONTROLS

POLICY 6010

1. The Claims Auditor shall be responsible for the audit of all documents related to the payment of claims. When the schedules of bills are found to be in order, each shall be signed and certified by the claims auditor. He/she shall be bonded in an amount determined by the Board of Education.

Internal Auditor

1. The Internal Auditor shall be directly responsible to the Board of Education for carrying out the prescribed internal audit program and such other duties assigned by the Board of Education.

Independent/External Auditor

1. The financial accounts and fiscal affairs of the School District shall be subject to an outside, independent audit at least once each year, and more frequently if the Board of Education so determines.

Audit Committee

1. The Audit Committee shall perform audit oversight as required by and specified in applicable law and the Audit Committee charter.

Cross-ref:

Ref:

Adoption date:

POLICY 6100

ANNUAL BUDGET

REVISED POLICY

Policies Being Replaced	Policy 6100 Annual Budget Policy 6110 Budget Planning Policy 6111 Budget Deadlines and Schedules Policy 6130 Budget Adoption Policy 6131 Budget Vote
Reason for Revision	Updating substance of policy to align with current law

ROSLYN UNION FREE SCHOOL DISTRICT**ANNUAL BUDGET****POLICY 6100**

The school budget is the legal basis for the establishment of the tax levy. It is the official document that describes the programs to be conducted during a given period of time. Additionally, it is the operational plan, stated in financial terms, for the conduct of all programs in the school system.

The annual school budget process is important to School District operations and should serve as a means to improve communications within the school organization and with the residents of the school community.

The budget shall be designed to reflect the Board of Education's objectives for the education of the children of the School District. It will be carefully organized and planned to insure adequate understanding of the financial needs of anticipated program developments. This will require a long-range, continuous review of School District financial requirements. The Superintendent of Schools will include in all ongoing School District studies of the educational program sufficient information to estimate the financial implications of such programs. The Superintendent of Schools may use committee advice from staff, students, and community in educational planning and budget studies as permitted by Board of Education policies.

The Superintendent of Schools, with the assistance of the Assistant Superintendent for Business, shall be responsible for preparation of the budget, taking into consideration the statutory limits on the tax levy, and the possibility of voters overriding the limit if necessary. This shall include the development of and adherence to a budget calendar.

The budget for the ensuing school year shall be thoroughly reviewed by the Board of Education before its final adoption.

Cross-ref:

Ref: Education Law §§2008(2); 2021; 2002(1); 2022(2); 2023; 2023-a; 2035(2); 2601-a

Adoption date:

EXISTING POLICY

ROSLYN PUBLIC SCHOOLS
Roslyn, New York

Policy # 6100

ANNUAL BUDGET

The school budget is the legal basis for the establishment of the tax levy. It is the official document that describes the programs to be conducted during a given period of time. It is the operational plan, stated in financial terms, for the conduct of all programs in the school system.

The annual school budget process is important to school district operations and serves as a means to improve communications within the school organization and with the residents of the school community.

The budget will be presented to the public in three components (to be voted upon as one proposition):

1. a program component, which includes all program expenditures of the district, including the salaries and benefits of teachers and any school administrators or supervisors who spend a majority of their time performing teaching duties, and all transportation operating expenses;
2. a capital component, which includes all transportation capital, debt service and lease expenditures; costs resulting from court judgments, administrative orders or settled or compromised claims; and all facilities costs of the district, including facilities lease expenditures, annual debt service and total debt for all facilities financed by bonds and notes of the district, and costs of construction, acquisition, reconstruction, rehabilitation or improvement of school buildings, provided that the budget shall include a rental, operations and maintenance section that includes base rent costs, total rent costs, operation and maintenance charges, cost per square foot for each facility leased by the district, and all expenditures associated with custodial salaries and benefits,

2.con't.

service contracts, supplies, utilities, and maintenance and repair of school facilities;

3. an administrative component, which includes office and central administrative expenses, traveling expenses, salaries and benefits of all certified school administrators and supervisors who spend a majority of their time performing administrative or supervisory duties, all expenditures associated with the operation of the school board, the office of the Superintendent of Schools, general administration, the school business office, any consulting costs not directly related to direct student services and programs, planning, and all other administrative activities.

In addition, each component must be separately delineated in accordance with Regulations of the Commissioner. The budget will categorize revenues, property tax refunds, expenditures, budget transfers and fund balance information, and will be formatted to show changes in the data as compared with the previous year. Finally, the budget will be written in plain language and organized in a manner which best promotes the public's understanding of its contents.

The budget will be available at least seven days before the public hearing at which the Board will present the budget to the voters. Copies of the budget will be made available upon request to residents within the district (not just district taxpayers) during the 14 days preceding the date of the annual meeting and election at each school house in the district between the hours of 9:00 a.m and 5:00 p.m. on each day other than Saturday, Sunday or holidays. In addition, at least once during the school year, the Board will include in a district-wide mailing, notice of the availability of copies of the budget.

The following documents will be attached to the budget:

- a detailed statement of the total compensation to be paid to the Superintendent of Schools, and any assistant or associate superintendent in the coming school year, including a delineation of the salary, annualized cost of benefits and any in-kind or other form of remuneration;
- a list of all other school administrators and supervisors, if any, whose annual salary will be at or above the limit established by the Commissioner of Education in accordance with the law along with their title and annual salary;
- a school district report card detailing the academic and fiscal performance of the district; and
- a property tax report card prepared pursuant to the Regulations of the Commissioner of Education.

The Board may not submit the proposed budget or a related proposition to the voters more than twice. If the voters fail to approve the proposed budget or budget proposition after the second submission, or if the Board elects not to put the proposed budget to a public vote a second time, the Board must adopt a contingency budget.

The Board may use district monies to present educational and informational material about the annual budget and related information to the voters. It shall not, however, use these funds to urge voters to cast their ballots in a particular fashion.

Ref: Education Law §§1608; 1716; 1804(4); 1906(1); 2008(2); 2021; 2002(1); 2022(2); 2035(2)

amk

Adoption date: December, 1989

Revised: January, 2002

December, 2006

ROSLYN PUBLIC SCHOOLS
Roslyn, New York

POLICY #6110

BUDGET PLANNING

The Superintendent of Schools will submit to the Board of Education a proposed budget designed to assist the Board in determining the budget which the Board will present to the Annual District Meeting. The formulation of the budget is the responsibility of the Board.

The Board of Education may appoint a representative citizen's Budget Advisory Committee to consider with the Board the budget item in order that such representatives may gain a better understanding of the needs and may be able to make suggestions and recommendations to the Board with respect to the inclusion or deletion of items.

:FPB

Adopted: 12/1989

ROSLYN PUBLIC SCHOOLS
Roslyn, New York

POLICY #6111

BUDGET DEADLINES AND SCHEDULES

The Superintendent of Schools or his/her designee will formulate a budget calendar with appropriate deadlines and distribute it as deemed necessary.

:FPB

Adopted: 12/1989

ROSLYN PUBLIC SCHOOLS
Roslyn, New York

POLICY #6130

BUDGET ADOPTION

Final approval of the tentative budget rests with the Board of Education. The Superintendent of Schools and such members of his/her staff as he/she shall deem necessary, shall be prepared to explain and justify the budget to the Board. Final authorization of the budget rests with the voters of the District.

The proposed budget shall be presented to the voters of the District for adoption on the third Tuesday in May, unless this date conflicts with religious observances on that day, in which case the budget vote (as well as the election of members of the Board of Education and the annual meeting) will be held on the second Tuesday in May.

Individuals desiring to submit questions, propositions, or amendments to be placed on the ballot shall conform to the following requirements:

1. Unless otherwise provided by Education Law, said propositions shall be supported by petitions containing signatures of 25 voters or not less than 5 percent of the eligible voters who voted in the previous District election, whichever is greater;
2. Petitions must be filed with the District Clerk at least 30 days prior to the Annual Meeting and election, except for petitions relating to a proposition which must be included in the notice of the Annual Meeting and election (e.g., changing the number of Board Members). Such petitions must be submitted 60 days in advance of the Annual Meeting and election to facilitate the preparation and printing of the ballots;

Policy #6130

Page 2

3. The proposition shall be stated clearly and concisely and is subject to revision as to length and form by the Board, while considering same for placement on the voting machine; and
4. Any propositions which require the expenditures of monies must include the necessary specific dollar appropriation. Any proposition may be rejected by the Board if it fails to include the necessary specific appropriation and/or is not within the power of the voters.

:FPB

Adopted: 12/1989

Revised: 1/2002

Ref.: Education Law §§416(3); 1608(2); 1716(2);
1804(4); 1906(1); 2002(1); 2003(1)(2); 2004(1)-(7);
2009; 2021; 2022(1); (4)-(5); 2035(2); 2601-a(2)
General Construction Law §60
Matter of Hebel, 34 EDR 319 (1994)
Matter of Martin, 32 EDR 567 (1993)
Matter of Como, 30 EDR 214 (1990)

Cross-ref.: 6100, Annual Budget
6110, Budget Planning
6120, Budget Hearing

ROSLYN PUBLIC SCHOOLS
Roslyn, New York

POLICY #6131

BUDGET VOTE

The District shall hold an annual meeting and election at which the district's authorized voters will elect members of the Board of Education and vote on the district budget for the coming school year. The annual district meeting and election will be held on the third Tuesday in May, unless this date conflicts with religious observances on that day, in which case the annual meeting and election will be held on the second Tuesday in May.

The District Clerk shall publish a notice of the time and place of the annual meeting and election at least four times within the seven weeks prior to the meeting and election, in two newspapers having general circulation within the District. The first publication of the notice shall be at least 45 days prior to the meeting and election. The notice shall also contain notice of any other matter required by law.

Copies of the budget to be voted upon at the annual meeting election will be available in each district school building for district residents upon request at the time of the annual meeting and election and 14 days (other than Saturday, Sunday and holidays) prior to the meeting and election.

The Board shall appoint assistant clerks and election inspectors necessary for the annual meeting and election at a Board meeting held before the annual meeting and election.

Propositions

The Board has the authority, under the Education Law, to adopt reasonable rules and regulations concerning the submission of petitions to the Board to place propositions on the ballot which may amend the budget. Pursuant to those provisions, the Board establishes the following guidelines:

1. Unless otherwise provided by the Education Law, petitions for the submission of a proposition must contain a minimum of 25 signatures of qualified voters or the district, or 5 percent or the number of voters at the last annual election, whichever is greater.
2. Petitions must be filed with the District Clerk at least 30 days prior to the annual meeting and election, except for petitions relating to a proposition which must be included in the notice of the annual meeting and election (e.g., change in the number of board members). Such petitions must be submitted 60 days in advance of the annual meeting and election to facilitate the preparation and printing of the ballots.
3. Propositions must include the specific appropriations necessary for the purposes listed.
4. Wording of a petition must comply with legal requirements. If the wording does not comply, it may be changed or altered by the Board, or the Board may reject a petition for failure to comply.

Propositions received in accordance with these specifications will be placed on the ballot as amendments and will be voted upon by the voters in the same manner as the proposed budget, except that the Board shall not be

Page 3

POLICY #6131

required to place any proposition on the ballot which is within the exclusive province of the Board, or otherwise forbidden by law. No proposition involving the budget may be submitted to the voters more than twice.

The Board may also, on its own motion, submit propositions.

:FPB

Adopted: 12/1989

Revised: 1/2002

Cross-ref.: 2120, School Board Elections
6100, Annual Budget
6120, Budget Hearing
6130, Budget Adoption

Ref.: Education Law §§416(3); 1608(2); 1716(2)
1804(4); 1906(1); 2002(1); 2003(1)(2); 2004(IH7);
2009; 2021; 2022(1), (4)-(5); 2035(2); 2601-a(1)
General Construction Law §60
Matter of Rebel, 34 EDR 319 (1994)
Matter of Martin, 32 EDR 567 (1993)
Matter of Como, 30 EDR 214 (1990)

POLICY 6140

BUDGET TRANSFERS

REVISED POLICY

Policies Being Replaced	Policy 6140 Budget Transfers
Reason for Revision	Updating substance of policy to align with current law

ROSLYN UNION FREE SCHOOL DISTRICT**BUDGET TRANSFERS****POLICY 6140**

The transfer of funds between and within functional unit appropriations of the budget is commonly required during the school year and is permitted by the regulations of the Commissioner of Education. The Superintendent of Schools, upon the adoption of a resolution by the Board of Education and in accordance with the Regulations of the Commissioner of Education, is authorized to make budget transfers between and within functional unit appropriations. Notwithstanding the foregoing, transfers to contingent line item codes for non-personnel line item expenditures may not be made without the prior approval of the Board of Education. The Superintendent of Schools will report any transfers to the Board of Education as an information item at its next meeting.

Transfers between function codes may not be made without the prior approval of the Board of Education.

Cross Ref:

Ref: Education Law §1718
8 NYCRR §170.2(l)

Adoption date:

EXISTING POLICY

ROSLYN PUBLIC SCHOOLS
Roslyn, New York

POLICY #6140

BUDGET TRANSFERS

Upon the adoption of a resolution, the Board of Education may transfer certain amounts from one budget code to another within the General Fund. Transfers may be made in accordance with the Uniform System of Accounts and Regulations of the Commissioner of Education. On an annual basis the Board shall authorize the Superintendent of Schools to make budget transfers up to \$10,000. Transfers which exceed this dollar amount shall only be made upon adoption of a resolution by the Board authorizing such transfers prior to the transfer taking place.

:FPB

Adopted: 12/1989

Rev.: 7/2005

Rev.: 9/2007

**ROSLYN PUBLIC SCHOOLS
BOARD OF EDUCATION MEETING**

AGENDA ADDENDUM

Thursday, September 8, 2016

TREASURER'S REPORTS

May 2016 (Addendum T1 replaces page 15)

June 2016 (Addendum T2 replaces pages 52 and 53)

PERSONNEL:

P.1 Professional

Original Personnel Action Report (Attachment P.1) has been replaced with P.1 Addendum in its entirety.

P.2 Classified

Item	Name	Action	Position / Replacing	Class	Type of Appt.	Location	From	To	Certification Class / Step Salary
4	Wendy Bonczek	Resignation	Part-Time Bus Driver			Bus Garage	9/23/16 (last day of employment)		
5	Pauli Wertheim	Appointment	Monitor (K. Young)	Non-Comp	p/t	EH	9/12/16		\$14.95/hour, per RPA Contract

BUSINESS:

B.3. Recommendation to approve a change order as indicated below. This change order will result in a **decrease** in the contract with WHM Plumbing & Heating Contractors in the amount of **\$19,380.06** which will **decrease** purchase order H16-00020 in account code H1620.295.09.1609

WHM Plumbing & Heating Contractors (MS PC-002) (~~MS PC-001~~) for the work no longer necessary under the Base Bid scope of work. (In place of 18 (eighteen) 4" domestic water gate valves being replaced as originally proposed by KG&D, the actual work is replacing a total of 11 (eleven) ball-type valves of various sizes. The

credit is equal to the amount of the revised scope (\$19,775.57) less the 2% allowed for bonding (\$395.51) which was required to be paid by WHM). **[As amended]**

B.12. Transportation - Adult Continuing Education Trips & Tours #16/17-41

Bid Advertised – August 26, 2016

Bid Mailed – August 26, 2016

Bid opened – September 7, 2016

Number of Invitation to bid mailed – 13

Number of bids received - 1

Recommendation: That award based on low cost satisfactorily meeting specifications is made as follows:

Company:	Trip	Price Per Coach Per Day
-----------------	-------------	--------------------------------

Regency Transportation LTD 38 Southern Blvd. #5 Nesconset, NY 11767

Nassau County Trip	\$	800.00
Any Suffolk County Trip	\$	825.00
New York City Trip (\$850 per trip) (5 Boroughs) Approx. 35 trips each semester)	\$	29,750.00
Any Westchester County Trip	\$	950.00
Any Northern New Jersey Trip	\$	1,100.00
Any Putnam County or Dutchess County	\$	1,200.00
Philadelphia	\$	1,250.00
For a total bid of	\$	35,875.00

All other bid totals

0

Estimated total cost is within the 2016-2017 budget. **(Attachment B.12)**

CURRICULUM & INSTRUCTION:

C&I.5 Recommendation to approve Joseph Dragone to attend the NYSASBO School Business Management Workshop in Albany, New York from November 2 through 4, 2016 at an estimated cost to the district of ~~\$762.00~~ \$802.00

BOARD OF EDUCATION:

BOE.4 WHEREAS, the Board of Education engaged the services of special counsel, Farrell Fritz, P.C. in connection with a matter captioned *Roslyn Union Free School District v. Jaspan Schlesinger Hoffman, LLP, et. al.* venued in Nassau County Supreme Court and bearing Index Number 17083/2005 (the “Action”);

WHEREAS, the retainer letter agreements between the Board of Education and Farrell Fritz, P.C. dated August 31, 2004 and November 23, 2005, as amended by the retainer letter agreement dated March 1, 2006, obligate the Board to pay disbursements incurred in the Action, and require Board authorization for the engagement of professionals by Farrell Fritz, P.C.;

WHEREAS, the Board previously approved the retention of an insurance expert for purposes of opposing summary judgment motion filed by defendants;

WHEREAS, the Action is now scheduled for trial November 14, 2016 and trial-related expenses will necessarily have to be incurred;

WHEREAS, Farrell Fritz, P.C. has informed the Board of Education that the services of a two expert witnesses are necessary for the trial of the Action, to wit, a legal malpractice expert and the insurance expert;

WHEREAS, Farrell Fritz, P.C. has further informed the Board of Education that the services of a litigation support service company to assist in trial preparation and trial presentation is also necessary in trial of this Action;

NOW THEREFORE, BE IT RESOLVED THAT the Board of Education hereby authorizes special counsel, Farrell Fritz, to engage the services of a legal malpractice expert, the insurance expert and a litigation support company in connection with the matter captioned *Roslyn Union Free School District v. Jaspan Schlesinger Hoffman, LLP, et. al.* venued in Nassau County Supreme Court and bearing Index Number 17083/2005;

BE IT FURTHER RESOLVED THAT the fees and disbursements associated with said professional services shall

be processed in accordance with the Fees, Expenses and Billing Practices set forth in the retainer letter agreements between the Board of Education and Farrell Fritz, P.C. dated August 31, 2004 and November 23, 2005, as amended by the retainer letter agreement dated March 1, 2006.

Addendum T1

	Jul-15	Aug-15	Sep-15	Oct-15	Nov-15	Dec-15	Jan-16	Feb-16	Mar-16	Apr-16	May-16	Jun-16	YTD
OPERATING DAYS - L	0	0	18	22	16	15	18	13	21	16	20	18	
OPERATING DAYS - B	0	0	18	22	16	15	17	12	21	16	20	18	
ADP LUNCH			919	939	948	1058	921	1021	795	900	924	0	
ADP BREAKFAST			58	74	91	107	107	121	92	102	115	0	
TYPE A REGULAR PAID LUNCH	0	0	13032	16609	11863	12456	12705	9959	12536	10763	13899		113822
TYPE A REDUCED LUNCH	0	0	1058	1221	965	992	983	807	928	793	1032		8779
TYPE A FREE LUNCH	0	0	2446	2825	2340	2417	2883	2510	3236	2843	3547		25047
TOTAL LUNCH MEALS	0	0	16536	20655	15168	15865	16571	13276	16700	14399	18478	0	147648
TYPE A REGULAR PAID BREAKFAST	0	0	199	517	397	480	559	439	580	420	626		4217
TYPE A REDUCED BREAKFAST	0	0	114	115	115	124	98	58	95	85	90		894
TYPE A FREE BREAKFAST	0	0	725	1002	940	1006	1155	954	1266	1126	1587		9761
TOTAL BREAKFAST MEALS	0	0	1038	1634	1452	1610	1812	1451	1941	1631	2303	0	14872
TOTAL BRK & LUN MEAL COUNT	0	0	17574	22289	16620	17475	18383	14727	18641	16030	20781	0	162520
DISTRICT REVENUE:													
MEAL REVENUE (PAID & REDUCED)		0.00	\$ 37,945.75	\$ 47,761.00	\$ 34,616.50	\$ 35,936.50	\$ 36,601.25	\$ 28,955.25	\$ 36,309.00	\$ 31,248.00	\$ 40,132.25	\$ -	\$ 329,505.50
A LA CARTE		0.00	\$ 38,688.23	\$ 49,558.89	\$ 39,675.83	\$ 39,181.62	\$ 39,515.80	\$ 32,854.53	\$ 44,022.33	\$ 35,219.07	\$ 44,976.42	\$ -	\$ 363,692.72
HS VENDING SALES		0.00	\$ 2,304.00	\$ 1,996.00	\$ 1,291.00	\$ 1,128.00	\$ 846.00	\$ 918.50	\$ 1,061.00	\$ 700.00	\$ 856.00	\$ -	\$ 11,100.50
INTEREST	\$ -	\$ -	\$ -	\$ -	\$ -	\$ -	\$ -	\$ -	\$ -	\$ -	\$ -	\$ -	\$ -
GIFTS AND DONATIONS			\$ -	\$ -	\$ -	\$ -	\$ -	\$ -	\$ -	\$ -	\$ -	\$ -	\$ -
CATERING	1186.00	489.75	\$ -	\$ -	\$ -	\$ -	\$ -	\$ 4,756.26	\$ 541.53	\$ 1,541.84	\$ 156.74	\$ -	\$ 8,672.12
FEDERAL & STATE REIMBURSEMENTS			\$ 17,651.00	\$ 21,544.00	\$ 17,170.00	\$ 17,904.00	\$ 19,718.00	\$ 16,420.00	\$ 20,826.00	\$ 18,136.00	\$ 23,259.00	\$ -	\$ 172,628.00
GENERAL FUND SUBSIDY			\$ 40,000.00	\$ 40,000.00	\$ 40,000.00	\$ 40,000.00	\$ 40,000.00	\$ 40,000.00	\$ 40,000.00	\$ 40,000.00	\$ 40,000.00	\$ -	\$ 360,000.00
												\$ -	\$ -
TOTAL REVENUE	\$ 1,186.00	\$ 489.75	\$ 136,588.98	\$ 160,859.89	\$ 132,753.33	\$ 134,150.12	\$ 136,681.05	\$ 123,904.54	\$ 142,759.86	\$ 126,844.91	\$ 149,380.41	\$ -	\$ 1,245,598.84
EXPENSES:													
BEGINNING FOOD INVENTORY	\$ 4,394.41	\$ 4,394.41	\$ 4,394.41	\$ 4,394.41	\$ 4,394.41	\$ 4,394.41	\$ 17,254.42	\$ 15,393.87	\$ 14,515.42	\$ 13,957.85	\$ 11,537.65	\$ -	\$ 4,394.41
TOTAL FOOD PURCHASES	\$ -	\$ -	\$ 27,256.35	\$ 35,140.70	\$ -	\$ 44,081.34	\$ 36,429.60	\$ 19,944.49	\$ 20,962.43	\$ 29,793.04	\$ 18,028.16	\$ -	\$ 231,636.11
ENDING FOOD INVENTORY	\$ 4,394.41	\$ 4,394.41	\$ 4,394.41	\$ 4,394.41	\$ 4,394.41	\$ 17,254.42	\$ 15,393.87	\$ 14,515.42	\$ 13,957.85	\$ 11,537.65	\$ 9,501.51	\$ -	\$ 4,394.41
TOTAL FOOD COST	\$ -	\$ -	\$ 27,256.35	\$ 35,140.70	\$ -	\$ 31,221.33	\$ 38,290.15	\$ 20,822.94	\$ 21,520.00	\$ 32,213.24	\$ 20,064.30	\$ -	\$ 231,636.11
TOTAL DIRECT LABOR	\$ 4,675.10	\$ 1,209.33	\$ 34,558.39	\$ 72,058.10	\$ 52,057.86	\$ 63,058.62	\$ 50,297.68	\$ 52,293.94	\$ 52,194.92	\$ 51,893.19	\$ 52,366.67	\$ -	\$ 486,663.80
BENEFITS (estimated)	\$ 2,805.06	\$ 725.60	\$ 20,735.03	\$ 43,234.86	\$ 31,234.72	\$ 108,706.15	\$ 28,607.93	\$ 37,173.37	\$ 37,124.03	\$ 37,063.38	\$ 37,193.32	\$ -	\$ 384,603.45
TOTAL PERSONNEL COST	\$ 7,480.16	\$ 1,934.93	\$ 55,293.42	\$ 115,292.96	\$ 83,292.58	\$ 171,764.77	\$ 78,905.61	\$ 89,467.31	\$ 89,318.95	\$ 88,956.57	\$ 89,559.99	\$ -	\$ 871,267.25
BEGINNING PAPER/SUPPLIES INVENTORY	\$ 2,647.84	\$ 2,647.84	\$ 2,647.84	\$ 2,647.84	\$ 2,647.84	\$ 2,647.84	\$ 2,698.99	\$ 2,446.86	\$ 2,539.21	\$ 2,513.54	\$ 3,355.67	\$ -	\$ 2,647.84
TOTAL PAPER/SUPPLIES PURCHASES	\$ -	\$ -	\$ 449.25	\$ 2,725.46	\$ -	\$ 4,393.66	\$ 2,346.34	\$ -	\$ 3,402.22	\$ 1,633.07	\$ 3,336.09	\$ -	\$ 18,286.09
ENDING PAPER/SUPPLIES INVENTORY	\$ 2,647.84	\$ 2,647.84	\$ 2,647.84	\$ 2,647.84	\$ 2,647.84	\$ 2,698.99	\$ 2,446.86	\$ 2,539.21	\$ 2,513.54	\$ 3,355.67	\$ 2,363.31	\$ -	\$ 2,647.84
TOTAL PAPER/SUPPLIES EXPENSE	\$ -	\$ -	\$ 449.25	\$ 2,725.46	\$ -	\$ 4,342.51	\$ 2,598.47	\$ (92.35)	\$ 3,427.89	\$ 790.94	\$ 4,328.45	\$ -	\$ 18,286.09
OTHER EXPENSES (INCL. QTLY SALES TAX)	\$ -	\$ -	\$ 240.16	\$ -	\$ -	\$ 1,035.37	\$ -	\$ -	\$ 897.87	\$ -	\$ -	\$ -	\$ 2,173.40
EQUIPMENT & REPAIR COST	\$ -	\$ -	\$ 1,859.44	\$ 2,730.34	\$ -	\$ -	\$ -	\$ -	\$ -	\$ -	\$ -	\$ -	\$ 4,589.78
													\$ -
CONTRACTUAL EXPENSES	\$ 650.00	\$ -	\$ 1,000.00	\$ 1,000.00	\$ -	\$ 3,769.80	\$ 1,412.95	\$ 500.00	\$ 85.00	\$ 3,037.40	\$ 850.40	\$ -	\$ 12,305.55
WAREHOUSING COSTS-GOV'T	\$ -	\$ -	\$ -	\$ -	\$ -	\$ -	\$ -	\$ -	\$ -	\$ -	\$ -	\$ -	\$ -
TOTAL OTHER EXPENSES	650.00	0.00	3,099.60	3,730.34	-	4,805.17	1,412.95	500.00	982.87	3,037.40	850.40	-	19,068.73
NET OPERATING COSTS	\$ 8,130.16	\$ 1,934.93	\$ 86,098.62	\$ 156,889.46	\$ 83,292.58	\$ 212,133.78	\$ 121,207.18	\$ 110,697.90	\$ 115,249.71	\$ 124,998.15	\$ 114,803.14	\$ -	\$ 1,135,435.61
NET CAFETERIA PROFIT/LOSS	\$ (6,944.16)	\$ (1,445.18)	\$ 50,490.36	\$ 3,970.43	\$ 49,460.75	\$ (77,983.66)	\$ 15,473.87	\$ 13,206.64	\$ 27,510.15	\$ 1,846.76	\$ 34,577.27	\$ -	\$ 110,163.23

Addendum T2

	Jul-15	Aug-15	Sep-15	Oct-15	Nov-15	Dec-15	Jan-16	Feb-16	Mar-16	Apr-16	May-16	Jun-16	YTD
OPERATING DAYS - L	0	0	18	22	16	15	18	13	21	16	20	18	
OPERATING DAYS - B	0	0	18	22	16	15	17	12	21	16	20	18	
ADP LUNCH			919	939	948	1058	921	1021	795	900	924	633	
ADP BREAKFAST			58	74	91	107	107	121	92	102	115	86	
TYPE A REGULAR PAID LUNCH	0	0	13032	16609	11863	12456	12705	9959	12536	10763	13899	8771	122593
TYPE A REDUCED LUNCH	0	0	1058	1221	965	992	983	807	928	793	1032	538	9317
TYPE A FREE LUNCH	0	0	2446	2825	2340	2417	2883	2510	3236	2843	3547	2078	27125
TOTAL LUNCH MEALS	0	0	16536	20655	15168	15865	16571	13276	16700	14399	18478	11387	159035
TYPE A REGULAR PAID BREAKFAST	0	0	199	517	397	480	559	439	580	420	626	484	4701
TYPE A REDUCED BREAKFAST	0	0	114	115	115	124	98	58	95	85	90	39	933
TYPE A FREE BREAKFAST	0	0	725	1002	940	1006	1155	954	1266	1126	1587	1028	10789
TOTAL BREAKFAST MEALS	0	0	1038	1634	1452	1610	1812	1451	1941	1631	2303	1551	16423
TOTAL BRK & LUN MEAL COUNT	0	0	17574	22289	16620	17475	18383	14727	18641	16030	20781	12938	175458
DISTRICT REVENUE:													
MEAL REVENUE (PAID & REDUCED)		0.00	\$ 37,945.75	\$ 47,761.00	\$ 34,616.50	\$ 35,936.50	\$ 36,601.25	\$ 28,955.25	\$ 36,309.00	\$ 31,248.00	\$ 40,132.25	\$ 24,023.14	\$ 353,528.64
A LA CARTE		0.00	\$ 38,688.23	\$ 49,558.89	\$ 39,675.83	\$ 39,181.62	\$ 39,515.80	\$ 32,854.53	\$ 44,022.33	\$ 35,219.07	\$ 44,976.42	\$ 17,353.32	\$ 381,046.04
HS VENDING SALES		0.00	\$ 2,304.00	\$ 1,996.00	\$ 1,291.00	\$ 1,128.00	\$ 846.00	\$ 918.50	\$ 1,061.00	\$ 700.00	\$ 856.00	\$ 238.00	\$ 11,338.50
INTEREST	\$ -	\$ -	\$ -	\$ -	\$ -	\$ -	\$ -	\$ -	\$ -	\$ -	\$ -	\$ -	\$ -
GIFTS AND DONATIONS			\$ -	\$ -	\$ -	\$ -	\$ -	\$ -	\$ -	\$ -	\$ -	\$ -	\$ -
CATERING	1186.00	489.75	\$ -	\$ -	\$ -	\$ -	\$ -	\$ 4,756.26	\$ 541.53	\$ 1,541.84	\$ 156.74	\$ (29,228.21)	\$ (20,556.09)
FEDERAL & STATE REIMBURSEMENTS			\$ 17,651.00	\$ 21,544.00	\$ 17,170.00	\$ 17,904.00	\$ 19,718.00	\$ 16,420.00	\$ 20,826.00	\$ 18,136.00	\$ 23,259.00	\$ 13,842.00	\$ 186,470.00
GENERAL FUND SUBSIDY			\$ 40,000.00	\$ 40,000.00	\$ 40,000.00	\$ 40,000.00	\$ 40,000.00	\$ 40,000.00	\$ 40,000.00	\$ 40,000.00	\$ 40,000.00	\$ 40,000.00	\$ 400,000.00
TOTAL REVENUE	\$ 1,186.00	\$ 489.75	\$ 136,588.98	\$ 160,859.89	\$ 132,753.33	\$ 134,150.12	\$ 136,681.05	\$ 123,904.54	\$ 142,759.86	\$ 126,844.91	\$ 149,380.41	\$ 66,228.25	\$ 1,311,827.09
EXPENSES:													
BEGINNING FOOD INVENTORY	\$ 4,394.41	\$ 4,394.41	\$ 4,394.41	\$ 4,394.41	\$ 4,394.41	\$ 4,394.41	\$ 17,254.42	\$ 15,393.87	\$ 14,515.42	\$ 13,957.85	\$ 11,537.65	\$ 9,501.51	\$ 4,394.41
TOTAL FOOD PURCHASES	\$ -	\$ -	\$ 27,256.35	\$ 35,140.70	\$ -	\$ 44,081.34	\$ 36,429.60	\$ 19,944.49	\$ 20,962.43	\$ 29,793.04	\$ 18,028.16	\$ 48,163.88	\$ 279,799.99
ENDING FOOD INVENTORY	\$ 4,394.41	\$ 4,394.41	\$ 4,394.41	\$ 4,394.41	\$ 4,394.41	\$ 17,254.42	\$ 15,393.87	\$ 14,515.42	\$ 13,957.85	\$ 11,537.65	\$ 9,501.51	\$ 10,436.59	\$ 10,436.59
TOTAL FOOD COST	\$ -	\$ -	\$ 27,256.35	\$ 35,140.70	\$ -	\$ 31,221.33	\$ 38,290.15	\$ 20,822.94	\$ 21,520.00	\$ 32,213.24	\$ 20,064.30	\$ 47,228.80	\$ 273,757.81
TOTAL DIRECT LABOR	\$ 4,675.10	\$ 1,209.33	\$ 34,558.39	\$ 72,058.10	\$ 52,057.86	\$ 63,058.62	\$ 50,297.68	\$ 52,293.94	\$ 52,194.92	\$ 51,893.19	\$ 52,366.67	\$ 73,372.61	\$ 560,036.41
BENEFITS (Actual)	\$ 2,805.06	\$ 725.60	\$ 20,735.03	\$ 43,234.86	\$ 31,234.72	\$ 108,706.15	\$ 28,607.93	\$ 37,173.37	\$ 37,124.03	\$ 37,063.38	\$ 37,193.32	\$ 41,475.25	\$ 426,078.70
TOTAL PERSONNEL COST	\$ 7,480.16	\$ 1,934.93	\$ 55,293.42	\$ 115,292.96	\$ 83,292.58	\$ 171,764.77	\$ 78,905.61	\$ 89,467.31	\$ 89,318.95	\$ 88,956.57	\$ 89,559.99	\$ 114,847.86	\$ 986,115.11
BEGINNING PAPER/SUPPLIES INVENTORY	\$ 2,647.84	\$ 2,647.84	\$ 2,647.84	\$ 2,647.84	\$ 2,647.84	\$ 2,647.84	\$ 2,698.99	\$ 2,446.86	\$ 2,539.21	\$ 2,513.54	\$ 3,355.67	\$ 2,363.31	\$ 2,647.84
TOTAL PAPER/SUPPLIES PURCHASES	\$ -	\$ -	\$ 449.25	\$ 2,725.46	\$ -	\$ 4,393.66	\$ 2,346.34	\$ -	\$ 3,402.22	\$ 1,633.07	\$ 3,336.09	\$ 3,706.98	\$ 21,993.07
ENDING PAPER/SUPPLIES INVENTORY	\$ 2,647.84	\$ 2,647.84	\$ 2,647.84	\$ 2,647.84	\$ 2,647.84	\$ 2,698.99	\$ 2,446.86	\$ 2,539.21	\$ 2,513.54	\$ 3,355.67	\$ 2,363.31	\$ 3,263.31	\$ 3,263.31
TOTAL PAPER/SUPPLIES EXPENSE	\$ -	\$ -	\$ 449.25	\$ 2,725.46	\$ -	\$ 4,342.51	\$ 2,598.47	\$ (92.35)	\$ 3,427.89	\$ 790.94	\$ 4,328.45	\$ 2,806.98	\$ 21,377.60
OTHER EXPENSES (INCL. QTLY SALES TAX)	\$ -	\$ -	\$ 240.16	\$ -	\$ -	\$ 1,035.37	\$ -	\$ -	\$ 897.87	\$ -	\$ -	\$ -	\$ 2,173.40
EQUIPMENT & REPAIR COST	\$ -	\$ -	\$ 1,859.44	\$ 2,730.34	\$ -	\$ -	\$ -	\$ -	\$ -	\$ -	\$ -	\$ 439.61	\$ 5,029.39
CONTRACTUAL EXPENSES	\$ 650.00	\$ -	\$ 1,000.00	\$ 1,000.00	\$ -	\$ 3,769.80	\$ 1,412.95	\$ 500.00	\$ 85.00	\$ 3,037.40	\$ 850.40	\$ 2,011.27	\$ 14,316.82
WAREHOUSING COSTS-GOV'T	\$ -	\$ -	\$ -	\$ -	\$ -	\$ -	\$ -	\$ -	\$ -	\$ -	\$ -	\$ -	\$ -
TOTAL OTHER EXPENSES	650.00	0.00	3,099.60	3,730.34	-	4,805.17	1,412.95	500.00	982.87	3,037.40	850.40	2,450.88	21,519.61
NET OPERATING COSTS	\$ 8,130.16	\$ 1,934.93	\$ 86,098.62	\$ 156,889.46	\$ 83,292.58	\$ 212,133.78	\$ 121,207.18	\$ 110,697.90	\$ 115,249.71	\$ 124,998.15	\$ 114,803.14	\$ 167,334.52	\$ 1,302,770.13
NET CAFETERIA PROFIT/LOSS	\$ (6,944.16)	\$ (1,445.18)	\$ 50,490.36	\$ 3,970.43	\$ 49,460.75	\$ (77,983.66)	\$ 15,473.87	\$ 13,206.64	\$ 27,510.15	\$ 1,846.76	\$ 34,577.27	\$ (101,106.27)	\$ 9,056.96

* Note : An Adjustment of \$36,959.49 was made to Account 1445.00 Other Cafeteria Sales
This adjustment was made to correct Prior Years revenue which was over stated, and
the Liability for PrePaid Sales which were understated.
The Total 2015/16 Unadjusted Revenue - Other Cafeteria Sales \$ 16,403.40

June Revenues	2014-15	2015-16
EH LUNCH	\$8,941.75	\$6,507.00
EH BREAKFAST	\$176.50	\$156.00
HEIGHTS LUNCH	\$6,933.50	\$5,317.64
HEIGHTS BREAKFAST	\$136.50	\$154.25
HH LUNCH	\$7,348.25	\$6,332.00
HH BREAKFAST	\$234.50	\$297.00
HS LUNCH	\$3,005.50	\$2,444.50
HS BREAKFAST	\$109.25	\$111.75
MS LUNCH	\$3,235.50	\$2,671.50
MS BREAKFAST	\$27.25	\$31.50
TOTAL FOOD REVENUE	\$30,148.50	\$24,023.14
OTHER CAFETERIA SALES	\$3,693.76	(\$29,228.21)
EH LUNCH OTHER	\$2,088.07	\$1,633.70
EH BREAKFAST OTHER	\$31.86	\$3.45
HEIGHTS LUNCH OTHER	\$1,298.08	\$980.46
HTS BREAKFAST OTHER	\$34.27	\$58.52
HH LUNCH OTHER	\$1,343.90	\$1,209.48
HH BREAKFAST OTHER	\$148.77	\$39.23
HS LUNCH OTHER	\$7,500.16	\$5,272.21
HS BREAKFAST OTHER	\$1,287.68	\$791.86
MS LUNCH OTHER	\$8,481.89	\$7,343.14
MS BREAKFAST OTHER	\$23.50	\$21.27
TOTAL A LA CARTE SALES	\$22,238.18	\$17,353.32
VENDING SALES	\$1,250.00	\$238.00
INTEREST AND EARNINGS	\$-	\$0.00
STATE AID LUNCH	\$978.00	\$756.00
STATE AID BREAKFAST	\$115.00	\$111.00
FED AID LUNCH	\$12,914.00	\$11,043.00
FED AID BREAKFAST	\$1,821.00	\$1,932.00
TOTAL FED/STATE AID	\$15,828.00	\$13,842.00
SURPLUS FOOD RECEIVED	\$6,705.32	(\$71,813.80)
EAST HILLS TOTAL	\$ 11,238.18	\$ 8,300.15
HEIGHTS TOTAL	\$ 8,402.35	\$ 6,510.87
HARBOR HILL TOTAL	\$ 9,075.42	\$ 7,877.71
HIGH SCHOOL TOTAL	\$ 11,902.59	\$ 8,620.32
MIDDLE SCHOOL TOTAL	\$ 11,768.14	\$ 10,067.41
BREAKFAST TOTAL	\$ 2,210.08	\$ 1,664.83
LUNCH TOTAL	\$ 50,176.60	\$ 39,711.63
GRAND TOTAL WITH VENDING	\$ 57,330.44	\$ 12,386.25

CUM 14-15	CUM 15-16
\$ 88,627.00	\$ 81,023.75
\$ 2,397.00	\$ 1,507.25
\$ 62,782.00	\$ 61,397.89
\$ 602.25	\$ 1,409.75
\$ 73,370.50	\$ 74,400.25
\$ 1,876.50	\$ 2,557.75
\$ 45,435.00	\$ 64,257.25
\$ 2,806.00	\$ 1,566.25
\$ 53,139.25	\$ 65,064.50
\$ 524.25	\$ 344.00
\$ 331,559.75	\$ 353,528.64
\$ 15,521.51	\$ (20,556.09)
\$ 24,785.01	\$ 19,314.30
\$ 387.28	\$ 184.65
\$ 12,644.32	\$ 11,247.25
\$ 411.49	\$ 478.67
\$ 13,311.95	\$ 15,421.88
\$ 1,134.46	\$ 916.92
\$ 160,403.41	\$ 157,158.07
\$ 22,760.86	\$ 21,129.79
\$ 149,850.19	\$ 154,856.96
\$ 552.44	\$ 337.54
\$ 386,241.41	\$ 381,046.03
\$ 23,456.00	\$ 11,338.50
\$ -	\$ -
\$ 10,918.00	\$ 10,812.98
\$ 1,240.00	\$ 1,240.02
\$ 150,019.00	\$ 152,050.00
\$ 19,654.00	\$ 21,211.00
\$ 181,061.00	\$ 185,314.00
\$ 34,730.33	\$ 23,079.91
\$ 116,196.29	\$ 102,029.95
\$ 76,440.06	\$ 74,533.56
\$ 89,693.41	\$ 93,296.80
\$ 231,405.27	\$ 244,111.36
\$ 204,066.13	\$ 220,603.00
\$ 33,452.53	\$ 30,432.57
\$ 684,348.63	\$ 704,142.10
\$ 756,778.67	\$ 725,357.08

Personnel Action Report
ProfessionalP.1
September 8, 2016

Item	Name	Action	Position / Replacing	Location	From	To	Tenure Area	Certification / Class / Step / Salary
1	Evan Cohen	Rescind Appointment	Teaching Assistant	HS	8/31/16			
2	Cailin Giard	Rescind Appointment	Teaching Assistant	EH	8/31/16			
3	Jamie Cohen	Resignation	Teaching Assistant	HH		8/22/16 (last day of employment)		
4	Jessica Parsell	Resignation	Teaching Assistant	HTS		8/30/16 (last day of employment)		
5	Robin Fontanetta	Probationary Appointment	Teaching Assistant (J. Parsell)		9/12/16	Prob. Ends 9/11/20	Teaching Asst.	Nursery-Gr 6 (perm), Grade 3/Step 1*, per RPA Contract
6	Danielle Vuotto	Probationary Appointment	Teaching Assistant (E. Goldberg)		9/12/16	Prob. Ends 9/11/20	Teaching Asst.	TA Level 1, Grade 3/Step 1*, per RPA Contract
7	Jacqueline May	Probationary Appointment	Teaching Assistant (J. Barbosa)		9/12/16	Prob. Ends 9/11/20	Teaching Asst.	TA Level 1, Grade 3/Step 1*, per RPA Contract
8	Marianne Corona	Probationary Appointment	Teaching Assistant (N. DeVito)		9/12/16	Prob. Ends 9/11/20	Teaching Asst.	Students w/Disabilities Gr 1-6 & Childhood Ed Gr 1-6 (prof), Grade 3/Step 1*, per RPA Contract
9	Yun Wang	Rescind Appointment	.6 Mandarin	MS		8/30/16 (last day of employment)		
10	Manlin Li	Part-Time Appointment	.6 Mandarin	MS	9/1/16	6/30/17		Chinese Gr 7-12 (prof) & Chemistry Gr 7-12 (prof) BA/Step 1*, per RTA Contract prorated
11	Manlin Li	Substitute Appointment	Per Diem Substitute Teacher		9/1/16	6/30/17		\$130/day
12	Arthur Mandel	Appointment	Facilitator for Special Projects	Admin	9/12/16	6/30/17		\$60,000 (prorated)
13	Jean Goloski	Resignation	.5 Part-Time Music	EH		8/30/16 (last day of employment)		
14	Gustave Karagrozis	Resignation	Boys' Volleyball Asst. II/1	HS		8/30/16 (last day of employment)		
15	Jesse Sorenson	Coach Appointment	Boys' Volleyball Asst. II/4	HS	9/9/16	6/30/17		Per RTA Contract, prorated
16	Jennifer Kelly	Appointment	After School Instructional Teaching - Science	HH	9/12/16	6/30/17		Per RTA Contract, \$71/hour
17	Karen Lucchese	Appointment	In-Service Instructor (not to exceed 4 hours)		9/12/16	6/30/17		\$80/hour (paid by Teacher Center Grant)
18	Tara Hausman	Childcare Leave	Teacher	MS	11/22/16	6/30/17		
19	Elissa Bestreich	Substitute Appointment	Per Diem Substitute Teacher		9/12/16	6/30/17		\$130/day
20	Susan Escobar	Substitute Appointment	Per Diem Substitute Teacher		9/12/16	6/30/17		\$130/day
21	Rhonda Kanis	Substitute Appointment	Per Diem Substitute Teacher		9/12/16	6/30/17		\$130/day
22	Matthew Maidhof	Substitute Appointment	Per Diem Substitute Teacher		9/12/16	6/30/17		\$130/day
23	Lorena Giammarino	Substitute Appointment	Per Diem Substitute Teaching Assistant		9/12/16	6/30/17		\$100/day

* Placement subject to verification of education and employment.

24	Ali Kaufman	Appointment	Middle School Athletic Coordinator	MS	9/12/16	6/30/17		Per RTA Contract
25	Marian Van Nostrand	Revise Appointment	Teaching Assistant Summer Work - Additional 31 Hours (Total 151 Hours)	Technology	7/1/16	8/31/16		Per RPA Contract, employees' hourly rate

Personnel Action Report
ProfessionalP.1
September 8, 2016

Item	Name	Action	Position / Replacing	Location	From	To	Tenure Area	Certification / Class / Step / Salary
26	Danielle Bailey	Appointment	IPG Teacher (not to exceed 6 hrs/wk)	EH	9/12/16	6/30/17		Per RTA Contract, \$71/hour
27	Danielle Bailey	Appointment	ABA Planning Teacher (not to exceed 4 hrs/mo)	EH	9/12/16	6/30/17		Per RTA Contract, \$71/hour
28	Danielle Bailey	Appointment	Parent Training (not to exceed 8 hrs/mo)	EH	9/12/16	6/30/17		Per RTA Contract, \$75/hour
29	Bryan Offermann	Appointment	IPG Teacher (not to exceed 6 hrs/wk)	EH	9/12/16	6/30/17		Per RTA Contract, \$71/hour
30	Bryan Offermann	Appointment	ABA Planning Teacher (not to exceed 4 hrs/mo)	EH	9/12/16	6/30/17		Per RTA Contract, \$71/hour
31	Teresa McCarthy	Substitute Appointment	Substitute IPG Intramural Activites	EH	9/12/16	6/30/17		Per RTA Contract, \$57/hour
32	Laura Farnan	Substitute Appointment	Substitute IPG Intramural Activites	EH	9/12/16	6/30/17		Per RTA Contract, \$57/hour
33	Laura Farnan	Appointment	ABA Planning Teaching Asst. (not to exceed 4 hrs/mo)	EH	9/12/16	6/30/17		Per RPA Contract, employees' hourly rate
34	Lisa Dier	Substitute Appointment	Substitute IPG Teacher & Intramural Activites	EH	9/12/16	6/30/17		Per RTA Contract, \$71 & \$57/hour
35	Lucy Ancona	Substitute Appointment	Substitute IPG Teacher & Intramural Activites	EH	9/12/16	6/30/17		Per RTA Contract, \$71 & \$57/hour
36	Lucy Ancona	Appointment	ABA Planning Teaching Asst. (not to exceed 4 hrs/mo)	EH	9/12/16	6/30/17		Per RPA Contract, employees' hourly rate
37	Ellen Seidel	Substitute Appointment	Substitute IPG Intramural Activites	EH	9/12/16	6/30/17		Per RTA Contract, \$57/hour
38	Ellen Seidel	Appointment	ABA Planning Teaching Asst. (not to exceed 4 hrs/mo)	EH	9/12/16	6/30/17		Per RPA Contract, employees' hourly rate
39	Linda Colosi	Substitute Appointment	Substitute IPG Intramural Activites	EH	9/12/16	6/30/17		Per RTA Contract, \$57/hour
40	Stacie Rosenberg	Substitute Appointment	Substitute IPG Teacher	EH	9/12/16	6/30/17		Per RTA Contract, \$71/hour
41	Stacie Rosenberg	Appointment	ABA Planning Speech Therapist (not to exceed 4 hrs/mo)	EH	9/12/16	6/30/17		Per RTA Contract, \$71/hour
42	Ourania Vassiliou Apotsos	Substitute Appointment	Substitute IPG Teacher & Intramural Activites	EH	9/12/16	6/30/17		Per RTA Contract, \$71 & \$57/hour
43	Ourania Vassiliou Apotsos	Appointment	ABA Planning Teaching Asst. (not to exceed 4 hrs/mo)	EH	9/12/16	6/30/17		Per RPA Contract, employees' hourly rate
44	Deborah Cooper	Substitute Appointment	Substitute IPG Teacher	EH	9/12/16	6/30/17		Per RTA Contract, \$71/hour
45	Deborah Cooper	Appointment	ABA Planning Teacher (not to exceed 4 hrs/mo)	EH	9/12/16	6/30/17		Per RTA Contract, \$71/hour
46	Lisa Smith	Appointment	ABA Planning Teaching Asst. (not to exceed 4 hrs/mo)	EH	9/12/16	6/30/17		Per RPA Contract, employees' hourly rate
47	Barbara Antoniadis	Appointment	ABA Planning Teaching Asst. (not to exceed 4 hrs/mo)	EH	9/12/16	6/30/17		Per RPA Contract, employees' hourly rate
48	Theodore Devenuti	Appointment	ABA Planning Teaching Asst. (not to exceed 4 hrs/mo)	EH	9/12/16	6/30/17		Per RPA Contract, employees' hourly rate
49	Jacqueline May	Appointment	ABA Planning Teaching Asst. (not to exceed 4 hrs/mo)	EH	9/12/16	6/30/17		Per RPA Contract, employees' hourly rate
50	Lori Maller	Appointment	ABA Planning Teaching Asst. (not to exceed 4 hrs/mo)	EH	9/12/16	6/30/17		Per RPA Contract, employees' hourly rate
51	Karen Perelmuter	Appointment	IPG Teacher (not to exceed 3 hrs/wk)	HTS	9/12/16	6/30/17		Per RTA Contract, \$71/hour
52	Karen Perelmuter	Substitute Appointment	Substitute IPG Teacher	HTS	9/12/16	6/30/17		Per RTA Contract, \$71/hour
53	Karen Perelmuter	Appointment	ABA Planning Teacher (not to exceed 4 hrs/mo)	HTS	9/12/16	6/30/17		Per RTA Contract, \$71/hour
54	Karen Perelmuter	Appointment	Parent Training (not to exceed 8 hrs/mo)	HTS	9/12/16	6/30/17		Per RTA Contract, \$75/hour
55	Jillian Brass	Appointment	IPG Teacher (not to exceed 1.5 hrs/wk)	HTS	9/12/16	6/30/17		Per RTA Contract, \$71/hour

Personnel Action Report
ProfessionalP.1
September 8, 2016

Item	Name	Action	Position / Replacing	Location	From	To	Tenure Area	Certification / Class / Step / Salary
56	Jillian Brass	Substitute Appointment	Substitute IPG Teacher	HTS	9/12/16	6/30/17		Per RTA Contract, \$71/hour
57	Christine Iadevia	Appointment	IPG Teacher (not to exceed 1.5 hrs/wk)	HTS	9/12/16	6/30/17		Per RTA Contract, \$71/hour
58	Christine Iadevia	Substitute Appointment	Substitute IPG Teacher	HTS	9/12/16	6/30/17		Per RTA Contract, \$71/hour
59	Christine Iadevia	Appointment	ABA Planning Speech Therapist (not to exceed 4 hrs/mo)	HTS	9/12/16	6/30/17		Per RTA Contract, \$71/hour
60	Ellen Dickinson	Substitute Appointment	Substitute IPG Intramural Activities	HTS	9/12/16	6/30/17		Per RTA Contract, \$57/hour
61	Ellen Dickinson	Appointment	ABA Planning Teaching Asst. (not to exceed 4 hrs/mo)	HTS	9/12/16	6/30/17		Per RPA Contract, employees' hourly rate
62	Cathleen Giannattasio	Substitute Appointment	Substitute IPG Intramural Activities	HTS	9/12/16	6/30/17		Per RTA Contract, \$57/hour
63	Cathleen Giannattasio	Appointment	ABA Planning Teaching Asst. (not to exceed 4 hrs/mo)	HTS	9/12/16	6/30/17		Per RPA Contract, employees' hourly rate
64	Tracey Valmont	Substitute Appointment	Substitute IPG Intramural Activities	HTS	9/12/16	6/30/17		Per RTA Contract, \$57/hour
65	Tracey Valmont	Appointment	ABA Planning Teaching Asst. (not to exceed 4 hrs/mo)	HTS	9/12/16	6/30/17		Per RPA Contract, employees' hourly rate
66	Paulina Vastardis	Substitute Appointment	Substitute IPG Teacher & Intramural Activities	HTS	9/12/16	6/30/17		Per RTA Contract, \$71 & \$57/hour
67	Paulina Vastardis	Appointment	ABA Planning Teaching Asst. (not to exceed 4 hrs/mo)	HTS	9/12/16	6/30/17		Per RPA Contract, employees' hourly rate
68	Nataly Giannuzzi	Substitute Appointment	Substitute IPG Teacher & Intramural Activities	HTS	9/12/16	6/30/17		Per RTA Contract, \$71 & \$57/hour
69	Nataly Giannuzzi	Appointment	ABA Planning Teaching Asst. (not to exceed 4 hrs/mo)	HTS	9/12/16	6/30/17		Per RPA Contract, employees' hourly rate
70	Helene Blatt	Appointment	ABA Planning Teacher (not to exceed 4 hrs/mo)	HTS	9/12/16	6/30/17		Per RTA Contract, \$71/hour
71	Robin Fontanetta	Appointment	ABA Planning Teaching Asst. (not to exceed 4 hrs/mo)	HTS	9/12/16	6/30/17		Per RPA Contract, employees' hourly rate
72	Sondra Nussbaum	Appointment	ABA Planning Teaching Asst. (not to exceed 4 hrs/mo)	HTS	9/12/16	6/30/17		Per RPA Contract, employees' hourly rate
73	Tiffany Oliver	Appointment	IPG Teacher (not to exceed 4 hrs/wk)	MS	9/12/16	6/30/17		Per RTA Contract, \$71/hour
74	Tiffany Oliver	Appointment	ABA Planning Teacher (not to exceed 4 hrs/mo)	MS	9/12/16	6/30/17		Per RTA Contract, \$71/hour
75	Tiffany Oliver	Appointment	Parent Training (not to exceed 8 hrs/mo)	MS	9/12/16	6/30/17		Per RTA Contract, \$75/hour
76	Laura Cevallos	Substitute Appointment	Substitute IPG Intramural Activities	MS	9/12/16	6/30/17		Per RTA Contract, \$57/hour
77	Laura Cevallos	Appointment	ABA Planning Teaching Asst. (not to exceed 4 hrs/mo)	MS	9/12/16	6/30/17		Per RPA Contract, employees' hourly rate
78	Carly Sarrantonio	Appointment	ABA Planning Teaching Asst. (not to exceed 4 hrs/mo)	MS	9/12/16	6/30/17		Per RPA Contract, employees' hourly rate
79	Jodi Imperato	Substitute Appointment	Substitute IPG Intramural Activities	MS	9/12/16	6/30/17		Per RTA Contract, \$57/hour
80	Pantea Madani	Substitute Appointment	Substitute IPG Intramural Activities	MS	9/12/16	6/30/17		Per RTA Contract, \$57/hour
81	Elizabeth Ramski	Substitute Appointment	Substitute IPG Intramural Activities	MS	9/12/16	6/30/17		Per RTA Contract, \$57/hour
82	Susan Gidwell	Substitute Appointment	Substitute IPG Teacher	MS	9/12/16	6/30/17		Per RTA Contract, \$71/hour
83	Daphne Ringgold	Substitute Appointment	Substitute IPG Intramural Activities	MS	9/12/16	6/30/17		Per RTA Contract, \$57/hour
84	Joshua Duffy	Appointment	IPG Teacher (not to exceed 4 hrs/wk)	HS	9/12/16	6/30/17		Per RTA Contract, \$71/hour

Personnel Action Report
ProfessionalP.1
September 8, 2016

Item	Name	Action	Position / Replacing	Location	From	To	Tenure Area	Certification / Class / Step / Salary
85	Joshua Duffy	Appointment	ABA Planning Teacher (not to exceed 4 hrs/mo)	HS	9/12/16	6/30/17		Per RTA Contract, \$71/hour
86	Jacquelyn Cona	Appointment	IPG Teacher (not to exceed 5 hrs/wk)	HS	9/12/16	6/30/17		Per RTA Contract, \$71/hour
87	Jacquelyn Cona	Appointment	ABA Planning Teacher (not to exceed 4 hrs/mo)	HS	9/12/16	6/30/17		Per RTA Contract, \$71/hour
88	Jacquelyn Cona	Appointment	Parent Training (not to exceed 8 hrs/mo)	HS	9/12/16	6/30/17		Per RTA Contract, \$75/hour
89	Cathleen Marx	Substitute Appointment	Substitute IPG Teacher & Intramural Activites	HS	9/12/16	6/30/17		Per RTA Contract, \$71 & \$57/hour
90	Cathleen Marx	Appointment	ABA Planning Teaching Asst. (not to exceed 4 hrs/mo)	HS	9/12/16	6/30/17		Per RPA Contract, employees' hourly rate
91	Michelle Smithson	Substitute Appointment	Substitute IPG Intramural Activites	HS	9/12/16	6/30/17		Per RTA Contract, \$57/hour
92	Michelle Smithson	Appointment	ABA Planning Teaching Asst. (not to exceed 4 hrs/mo)	HS	9/12/16	6/30/17		Per RPA Contract, employees' hourly rate
93	Michael Troici	Substitute Appointment	Substitute IPG Intramural Activites	HS	9/12/16	6/30/17		Per RTA Contract, \$57/hour
94	Michael Troici	Appointment	ABA Planning Teaching Asst. (not to exceed 4 hrs/mo)	HS	9/12/16	6/30/17		Per RPA Contract, employees' hourly rate
95	Maryam Tazari	Substitute Appointment	Substitute IPG Intramural Activites	HS	9/12/16	6/30/17		Per RTA Contract, \$57/hour
96	Maryam Tazari	Appointment	ABA Planning Teaching Asst. (not to exceed 4 hrs/mo)	HS	9/12/16	6/30/17		Per RPA Contract, employees' hourly rate
97	Lori Kaufman	Substitute Appointment	Substitute IPG Intramural Activites	HS	9/12/16	6/30/17		Per RTA Contract, \$57/hour
98	Christopher Antinore	Substitute Appointment	Substitute IPG Intramural Activites	HS	9/12/16	6/30/17		Per RTA Contract, \$57/hour
99	Christopher Antinore	Appointment	ABA Planning Teaching Asst. (not to exceed 4 hrs/mo)	HS	9/12/16	6/30/17		Per RPA Contract, employees' hourly rate
100	Danielle Vuotto	Substitute Appointment	Substitute IPG Intramural Activites	HS	9/12/16	6/30/17		Per RTA Contract, \$57/hour
101	Danielle Vuotto	Substitute Appointment	Substitute IPG Intramural Activites	HS	9/12/16	6/30/17		Per RTA Contract, \$57/hour
102	Danielle Vuotto	Appointment	ABA Planning Teaching Asst. (not to exceed 4 hrs/mo)	HS	9/12/16	6/30/17		Per RPA Contract, employees' hourly rate
103	Mary Huebner	Substitute Appointment	Substitute IPG Teacher & Intramural Activites	HS	9/12/16	6/30/17		Per RTA Contract, \$71 & \$57/hour
104	Mary Huebner	Appointment	ABA Planning Teaching Asst. (not to exceed 4 hrs/mo)	HS	9/12/16	6/30/17		Per RPA Contract, employees' hourly rate
105	Danielle Lopez	Appointment	Parent Training (not to exceed 8 hrs/mo)	HH	9/12/16	6/30/17		Per RTA Contract, \$75/hour
106	Susana Rivera	Appointment	Class Advisor – Sophomores	HS	9/12/16	6/30/17		Per RTA Contract
107	Kelly Venezia	Appointment	Student Fund Raising Advisor 1	HS	9/12/16	6/30/17		Per RTA Contract
108	Lisa Spyridon	Appointment	Student Fund Raising Advisor 2	HS	9/12/16	6/30/17		Per RTA Contract
109	Corey Marx	Appointment	Mock Trial Team	HS	9/12/16	6/30/17		Per RTA Contract
110	Jolene Grgas-Segal	Appointment	Newspaper (Beacon Assistant Advisor)	HS	9/12/16	6/30/17		Per RTA Contract
111	Jes Bellsey	Appointment	Drama Club Assistant	MS	9/12/16	6/30/17		Per RTA Contract

Personnel Action Report
Professional

Item	Name	Action	Position / Replacing	Location	From	To	Tenure Area	Certification / Class / Step / Salary
112	Jacqueline Llewellyn	Appointment	Photoshop & Web Design	MS	9/12/16	6/30/17		Per RTA Contract
113	Andria Jacob	Appointment	Yearbook	MS	9/12/16	6/30/17		Per RTA Contract
114	Jenna D'Amico	Appointment	Yearbook Assistant	MS	9/12/16	6/30/17		Per RTA Contract

TRANSPORTATION: ADULT EDUCATION
TRIPS & TOURS #41
2016-2017

OPEN DATE 9/7/16

Guandin



Company Name	PRICE PER COACH DAY OR EVENING	APPROX # TRIPS PER YEAR	MCCARNEY TOURS	LOGAN TOURS	ANNA	OMEGA EXPRESS	REGENCY TRANSPORT	RED CARPET	OWL TOURS
									<i>Came in bid in mail</i>
NASSAU COUNTY		1					800		
SUFFOLK COUNTY		1					825 ⁰⁰		
NEW YORK CITY TRIP (5 Boroughs)		35					850 ⁰⁰		
WESTCHERSTER COUNTY OR ROCKLAND COUNTY		1					950 ⁰⁰		
PUTNAM COUNTY OR DUCHESS COUNTY		1					1100 ⁰⁰		
NORTHERN NEW JERSEY		1					1200 ⁰⁰		
PHILADELPHIA		1					1250 ⁰⁰		
CONFLICT OF INTEREST CERTIFICATION							✓		
NON COLLUSIVE							✓		
HOLD HARMLESS							✓		
IRAN DIVESTMENT							✓		
DECLARATION OF IRAN							✓		
BIDDERS CERTIFICATION							✓		
FORM DISCLOSURE							✓		
CERTIFICATE OF INSURANCE							✓		
BID BOND 5%									
CERT. CHECK \$500									
US DOT NUMBER NYS DOT NUMBER ICC DOT NUMBER									
TOTAL:							35875 ⁰⁰		