

BEAVERTON SCHOOL DISTRICT



BOND
2022

Financial Report: March 2025

Overview



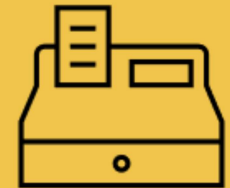
92
Projects
Underway



\$783,336,068
Current Budget



\$504,672,836
Current
Commitments



\$254,975,716
Actuals Paid



\$278,663,232
Uncommitted Budget

Executive Summary

Budget Perspective

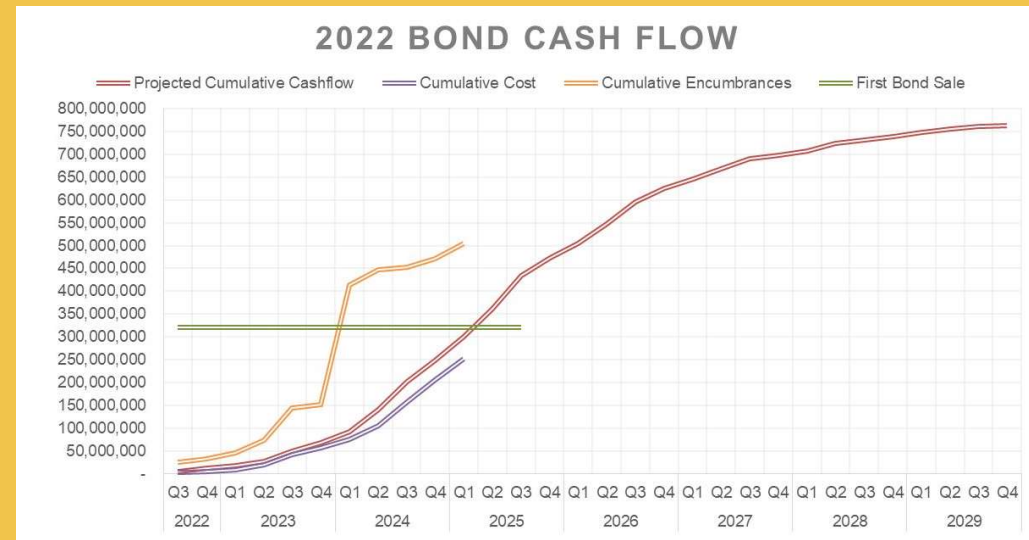
- Interest earnings in the amount of \$3.5M.
- The District is keeping a close watch on market conditions as the mid-May bond sale draws near.

Schedule Perspective

- Executed Guaranteed Maximum Price Amendment (GMPA) for Meadow Park MS Seismic in the amount of \$19.7M.
- Many projects slated for construction this Summer continue to be on track and have contracts pending board approval in April.

Challenges and Opportunities

- Recruiting for our High School Summer Internship Program is underway. This summer, we plan to hire 16 interns, with 12 working directly with one of our contracting partners and four with the District.



Overall Financial Summary

Financial Statement

Revenue		
Bond Proceeds	\$723,000,000	*Bond sale amount
OSCIM Grant	\$8,000,000	*Included in Original Budget for Raleigh Hills
Raleigh Hills funding from 2014 Bond	\$11,821,753	*Included in Original Budget for Raleigh Hills
2022 Bond Sale Premium	\$16,637,675	
Interest on Investments	\$23,174,555	*Interest earned January - March 2025 - \$3,512,483.86
Energy Trust of Oregon Reimbursements	\$207,534	
SB1149 Reimbursements	\$494,551	\$318,420 for Capital Center HVAC Upgrades
Total Revenue		\$783,336,068
Expenditures to Date		
Bond Issuance Costs	\$1,910,446	
Salaries & Overhead Expenses	\$15,158,713	
Building Improvements	\$208,294,939	
Equipment Purchases	\$29,650,486	
Total Expenditures		\$255,014,584
Bond Cash Balance		\$528,321,483

**2022 Bond Financial Report
January 2025**

Key: Change was made to budget.
Project is complete.
Correction to previous report.
Will no longer show on this report

Project Name	Original Project Budget	Contingency Transfers	Other Budget Transfers	Current Budget (C+D+E)	Committed to Date	Paid to Date	Current Percent Paid (H/F)	Uncommitted Budget
01 Beaverton HS Replacement	253,000,000	0	630,000	253,630,000	243,766,537	88,996,363		9,863,463
01 Beaverton HS Rebuild	253,000,000		630,000	253,630,000	243,766,537	88,996,363	35.09%	9,863,463
02 Raleigh Hills Replacement	66,821,753	0	94,906	68,027,022	64,907,613	29,811,514		3,119,409
02.001 Raleigh Hills Replacement	66,821,753		94,906	66,916,659	63,852,859	28,776,749	43.00%	3,063,801
02.002 Raleigh Hills Temporary Relocation	0	1,098,371	11,992	1,110,363	1,054,755	1,034,765	93.19%	55,609
03 Allen Transportation Replacement	11,000,000	2,900,000	0	13,900,000	1,819,946	351,294		12,080,054
03 Allen Transportation Replacement	11,000,000	2,900,000		13,900,000	1,819,946	351,294	2.53%	12,080,054
04 Physical Education & Athletics	17,500,000	10,700,000		28,200,000	5,672,399	5,446,058		22,527,601
04.001 PhysEd/Athletics: Barnes Gym & Cafeteria	7,500,000			7,500,000			0.00%	7,500,000
04.002 Southridge HS SB/BB Artificial Turf	2,000,000	1,700,000	1,500,000	5,200,000	5,195,982	5,174,990	99.52%	4,018
04.003 Aloha HS SB/BB Artificial Turf	2,000,000	7,000,000		9,000,000	476,416	271,068	3.01%	8,523,584
04.004 Westview HS SB/BB Artificial Turf	2,000,000	2,000,000		4,000,000			0.00%	4,000,000
04.005 Beaverton HS SB/BB Artificial Turf	2,500,000			2,500,000			0.00%	2,500,000
05 Additional Classrooms	17,500,000	675,000	1,634,575	19,809,575	17,821,773	11,518,297		1,987,802
05.001 Sato Classroom Addition	3,000,000		-135,196	2,864,804	2,862,604	2,862,604	99.92%	2,200
05.002 Oak Hills Classroom Addition	2,500,000	675,000	1,558,717	4,733,717	4,133,565	778,369	16.44%	600,152
05.003 Stoller Gym & Added Classrooms	12,000,000		211,054	12,211,054	10,825,604	7,877,324	64.51%	1,385,450
06 Office Relocations	10,000,000	1,185,000	1,056,600	12,241,600	11,907,954	10,460,521		333,646
06.001 Aloha HS Office Relocation	6,000,000	985,000		6,985,000	6,960,870	6,941,936	99.38%	24,130
06.002 Westview HS Office Relocation	2,500,000	200,000	765,670	3,465,670	3,425,209	3,335,489	96.24%	40,461
06.003 Cooper Mtn. Office Relocation	1,500,000		290,930	1,790,930	1,521,875	183,096	10.22%	269,055
07 Athletic Facilities	6,000,000	622,406	1,014,317	7,636,723	3,529,102	3,394,672		4,107,621
07.001 Athletic Facilities: WHS Bathroom and Concessions	2,000,000	622,406	1,014,317	3,636,723	3,529,102	3,394,672	93.34%	107,621
07.002 Athletic Facilities: AHS	2,000,000			2,000,000			0.00%	2,000,000
07.003 Athletic Facilities: SRHS	2,000,000			2,000,000			0.00%	2,000,000
08 Outdoor Learning	5,000,000	2,000,000	-2,000,000	5,000,000	900,084	865,375		4,099,916
08.001 Outdoor Learning: Springville	1,000,000			1,000,000	878,774	865,375	86.54%	121,226
08.002 Outdoor Learning: Aloha Huber	2,000,000			2,000,000			0.00%	2,000,000
08.003 Outdoor Learning: Oak Hills	1,000,000		-1,000,000	0			0.00%	0
08.004 Outdoor Learning: McKinley	1,000,000		-1,000,000	0			0.00%	0
08.005 Outdoor Learning: Capital Center	0	2,000,000		2,000,000	21,310	920	0.00%	1,978,690
09 Seismic Upgrades	40,000,000	295,030	40,472,402	80,767,433	57,156,603	24,568,145		23,610,830
09.001 Five Oaks Seismic	6,600,000	295,030	6,429,970	13,325,000	13,280,047	12,649,173	94.93%	44,953
09.002 Mtn. View Seismic	6,600,000		14,942,433	21,542,433	20,269,169	10,732,070	49.82%	1,273,264
09.003 Meadow Park Seismic	6,600,000		19,100,000	25,700,000	22,607,342	1,057,646	4.12%	3,092,658
09.004 Cedar Park Seismic	6,600,000			6,600,000	855,750		0.00%	5,744,250
09.005 Whitford Seismic	6,600,000			6,600,000			0.00%	6,600,000
09.006 Highland Park Seismic	6,600,000			6,600,000			0.00%	6,600,000
09.007 Seismic Planning	400,000			400,000	144,295	129,256	32.31%	255,705
10 School Modernization	24,000,000	50,000	-1,741,358	22,308,642	10,248,814	8,204,970		12,059,828
10.001 Aloha HS Modernization	1,935,022		-69,326	1,865,696	1,548,745	885,762	47.48%	316,951
10.002 Aloha Huber Park Modernization	259,451		-10,323	249,128			0.00%	249,128
10.003 Barnes Modernization	584,050		14,500	598,550	374,760	108,415	18.11%	223,790
10.004 Beaver Acres Modernization	529,569		-24,106	505,463	402,927	360,777	71.38%	102,536
10.005 Bethany Modernization	292,596		67,623	360,219			0.00%	360,219
10.006 Bonny Slope Modernization	162,300		-6,328	155,972			0.00%	155,972
10.007 BASE Modernization	610,338		-23,920	586,418	23,200	23,200	3.96%	563,218
10.008 Cedar Mill Modernization	285,739		-213,795	71,944	69,012	68,502	95.22%	2,931
10.009 Cedar Park Modernization	469,373		-26,049	443,324			0.00%	443,324

**2022 Bond Financial Report
January 2025**

Project Name	Original Project Budget	Contingency Transfers	Other Budget Transfers	Current Budget (C+D+E)	Committed to Date	Paid to Date	Current Percent Paid (H/F)	Uncommitted Budget
10.010 Chehalem Modernization	425,179		-15,233	409,946			0.00%	409,946
10.011 Conestoga Modernization	201,922		-17,110	184,812			0.00%	184,812
10.012 Cooper Mountain Modernization	301,740		-301,740	0			0.00%	0
10.013 Elmonica Modernization	530,331		83,051	613,382	513,462	93,388	15.23%	99,920
10.014 Errol Hassel Modernization	322,885		-11,568	311,317			0.00%	311,317
10.015 Findley Modernization	245,862		-8,808	237,054			0.00%	237,054
10.016 Fir Grove Modernization	409,178		50,507	459,685	128,223	13,989	3.04%	331,461
10.017 Five Oaks Modernization	278,119		-10,477	267,642			0.00%	267,642
10.018 FLEX/CTP Modernization	271,261		-24,140	247,121	28,550	26,115	10.57%	218,571
10.019 Greenway Modernization	334,886		-34,784	300,102	300,102	265,701	88.54%	0
10.020 Highland Park Modernization	473,183		25,044	498,227	114,260	67,906	13.63%	383,967
10.021 Hiteon Modernization	375,651		-13,458	362,193			0.00%	362,193
10.022 ISB Modernization	630,149		-53,405	576,744	419,350	364,206	63.15%	157,394
10.023 Jacob Wismer Modernization	298,692		-10,701	287,991			0.00%	287,991
10.024 Kinnaman Modernization	384,795		-13,786	371,009			0.00%	371,009
10.025 McKay Modernization	297,168		-67,268	229,900	229,900	206,637	89.88%	0
10.026 McKinley Modernization	713,204		973,935	1,687,139	91,920	57,475	3.41%	1,595,219
10.027 Meadow Park Modernization	659,104		-215,614	443,490	31,986	31,986	7.21%	411,504
10.028 Merlo Station Modernization	62,482		-21,362	41,120	41,120	40,768	99.14%	0
10.029 Montclair Modernization	222,495	50,000	176,932	449,427	449,121	436,453	97.11%	306
10.030 Mountain View Modernization	984,084		-981,757	2,327	2,327	2,327	100.00%	0
10.031 Nancy Ryles Modernization	251,958		-9,027	242,931			0.00%	242,931
10.032 Oak Hills Modernization	579,478		-579,478	0			0.00%	0
10.033 Raleigh Park Modernization	366,888		-16,566	350,322	135,135	128,760	36.75%	215,187
10.034 Ridgewood Modernization	282,691		-71,055	211,636	162,149	161,358	76.24%	49,487
10.035 Rock Creek	316,217		-12,356	303,861			0.00%	303,861
10.036 Scholls Heights	322,059		-11,538	310,521			0.00%	310,521
10.037 Sexton Mountain	230,623		-8,263	222,360			0.00%	222,360
10.038 Southridge	550,523		-21,947	528,576	222,359	222,359	42.07%	306,216
10.039 Springville	179,571		-6,434	173,137			0.00%	173,137
10.040 Stoller	233,417		-232,710	707			0.00%	707
10.041 Sunset Modernization	1,459,934		-53,333	1,406,601	499,155	297,514	21.15%	907,447
10.042 Terra Linda	264,784		-9,486	255,298			0.00%	255,298
10.043 West TV Modernization	236,211		-9,500	226,711	75,932	74,907	33.04%	150,779
10.044 Westview Modernization	1,208,484		-714,182	494,302	375,252	374,452	75.75%	119,050
10.045 Whitford Modernization	866,359		120,392	986,751	387,235	318,628	32.29%	599,516
10.046 Modernization Tech/AV	2,999,995		614,612	3,614,607	3,464,607	3,464,607	95.85%	150,000
10.047 Modernization Planning	100,000		-17,000	83,000	82,890	82,176	99.01%	110
10.048 Terra Nova OS Modernization	0		79,979	79,979	75,135	26,600	33.26%	4,844
11 Deferred Maintenance	120,000,000	0	-40,008,370	79,991,630	27,965,265	20,386,485		52,026,365
11.002 SRHS HVAC Upgrades	4,000,000		-2,050,492	1,949,508	769,224	608,846	31.23%	1,180,284
11.003 Sunset HS Track	2,000,000		455,640	2,455,640	2,318,057	2,317,109	94.36%	137,583
11.004 Mercury Gym Floor Replacements	2,000,000		-1,856,445	143,555	143,555	141,320	98.44%	0
11.005 Capital Center HVAC	4,000,000		1,601,517	5,601,517	5,390,797	5,118,682	91.38%	210,720
11.006 MS & SRHS Stage Improvements	20,000		3,500,000	3,520,000	583,715	249,016	7.07%	2,936,285
11.007 Landscape and Sitework Improvements	200,000		1,028,172	1,228,172	882,668	696,998	56.75%	345,504
11.008 Maintenance Repair Projects 22/23	1,000,000		-86,446	913,554	913,554	906,519	99.23%	0
11.009 ISB Boiler	135,000		-25,599	109,401	109,401	109,401	100.00%	0
11.010 Capital Center Paging	741,000		138,912	879,912	879,912	879,912	100.00%	0
11.012 SRHS Stadium Turf Replacement	1,000,000		299,846	1,299,846	1,116,485	1,112,084	85.56%	183,361
11.013 WHS Stadium Turf Replacement	1,000,000		1,934,803	2,934,803	2,920,201	2,791,964	95.13%	14,602
11.014 West TV HVAC	100,000		3,400,000	3,500,000	1,103,711	140,792	4.02%	2,396,289
11.015 Terra Linda Roof Replacement	2,000,000		0	2,000,000	446,295	339,942	17.00%	1,553,705
11.017 Aloha HS HVAC Upgrade	35,000		26,523,443	26,558,443	1,826,792	810,057	3.05%	24,731,651
11.018 Kinnaman Roof	25,000		1,545,000	1,570,000	90,901	52,002	3.31%	1,479,099
11.019 West TV Modular Roof	645,000		0	645,000	56,350	19,072	2.96%	588,650

**2022 Bond Financial Report
January 2025**

Project Name	Original Project Budget	Contingency Transfers	Other Budget Transfers	Current Budget (C+D+E)	Committed to Date	Paid to Date	Current Percent Paid (H/F)	Uncommitted Budget
11.020 Dishwasher Replacements	200,000			200,000	147,587	138,201	69.10%	52,413
11.022 Capital Center Café Roof	765,000			765,000	46,088	17,730	2.32%	718,912
11.023 Sexton Mountain ES Drainage	200,000			200,000	30,000	20,250	10.13%	170,000
11.024 Beaverton HS Stadium Turf	1,000,000			1,000,000	854,592	0	0.00%	145,408
11.025 Findley ES Kitchen Repairs	75,000		125,000	200,000	170,065	170,065	85.03%	29,935
11.026 2022 Bond Post Warranty	250,000			250,000			0.00%	250,000
11.027 Sunset HS HVAC	8,000,000			8,000,000			0.00%	8,000,000
11.040 Greenway ES HVAC	475,500			475,500	434,080	252,955	53.20%	41,420
11.042 Barnes ES / Errol Hassell Re-Pipe	400,000		45,000	445,000	441,280	433,535	97.42%	3,720
11.043 Paging Improvements	150,000		1,800,000	1,950,000	1,393,900	317,081	16.26%	556,100
11.044 Aloha HS Paging	443,746			443,746	362,746		0.00%	81,000
11.045 Aloha HS Stadium Turf	600,000			600,000			0.00%	600,000
11.501 5th St. South Catch Basin	11,000		-2,525	8,475	8,475	8,475	100.00%	0
11.502 Stoller Freezer	526,000			526,000	298,645	296,966	56.46%	227,355
11.503 Southridge HS Gym Roof	962,500			962,500	95,760	48,164	5.00%	866,740
11.504 Beaverton HS Theater Sound System	93,750		-11,826	81,924	81,924	81,924	100.00%	0
11.505 Aloha HS Courtyard Lighting	17,600		-6,251	11,349	11,349	11,349	100.00%	0
11.506 Stage Rigging Repairs	60,750			60,750	52,060	21,380	35.19%	8,690
11.507 ISB Gym Stage Renovations	88,250		-13,750	74,500	74,500	74,500	100.00%	0
11.508 Springville ES A/V Replacement	78,950			78,950	66,504	61,799	78.28%	12,446
11.509 ISB Hallway Floor Replacement	77,000		-24,333	52,667	52,667	52,667	100.00%	0
11.510 Hiteon Water Main Repair	88,000		-34,959	53,041	53,041	53,041	100.00%	0
11.511 Conestoga MS South Wall Stucco Replacement	33,800		-5,452	28,348	28,348	28,348	100.00%	0
11.512 Beaverton HS Baseball Stadium Re-seal	231,335			231,335	176,679		0.00%	54,656
11.513 ACMA OS / Aloha HS Stage Curtain Repairs	55,000			55,000	48,025		0.00%	6,975
11.514 Whitford MS Stage Curtain Replacement	27,500			27,500	18,825		0.00%	8,675
11.515 Aloha HS Concrete Pilaster Repair	35,939			35,939	32,672		0.00%	3,267
11.506 Aloha HS Wheelchair Lift								
11.800 Maintenance Repair Projects 23/24	2,000,000		-20,108	1,979,892	1,516,383	1,078,694	54.48%	463,509
11.801 Maintenance Repair Projects 24/25	2,000,000			2,000,000	1,876,052	884,243	44.21%	123,948
Uncategorized Deferred Maintenance	41,400			41,400	41,400	41,400	100.00%	0
Unallocated	82,110,980		-78,267,518	3,843,462				3,843,462
12 Security Upgrades	10,000,000	11,000,000	0	21,000,000	6,584,546	2,472,855		14,415,454
12.001 Security Assessment	200,000		411,206	611,206	411,206	401,454	65.68%	200,000
12.002 HS Card Readers	1,000,000		-648,852	351,148	351,148	312,388	88.96%	0
12.003 Security Trio: Cameras, Access Control, Intrusion	3,000,000	11,000,000	5,387,646	19,387,646	5,818,992	1,755,813	9.06%	13,568,654
12.005 Security Fencing	650,000			650,000	3,200	3,200	0.49%	646,800
12.006 Distributed Antenna System	3,000,000		-3,000,000	0	0		0.00%	0
Unallocated	2,150,000		-2,150,000	0				0
13 NS Upgrades	5,000,000	10,000,000	300,000	15,300,000	3,347,145	1,400,856		11,952,855
13.001 Beaver Acres ES Kitchen	750,000	10,000,000	1,750,000	12,500,000	1,448,599	61,900	0.50%	11,051,401
13.002 Bottle Fillers	1,360,000		300,000	1,660,000	1,509,747	950,157	57.24%	150,253
13.003 Greenway Kitchen Improvements	777,144		-388,345	388,799	388,799	388,799	100.00%	0.00
13.004 Dishwasher Installations	523,000			523,000			0.00%	523,000
Unallocated	1,589,856		-1,361,655	228,201				228,201
14 Critical Equipment	7,000,000	0	0	7,000,000	3,226,218	3,149,559		3,773,782
14.001 CE - Copiers	1,500,000			1,500,000	597,333	595,317	39.69%	902,667
14.002 CE - Athletic Director	1,000,000			1,000,000	385,890	323,807	32.38%	614,110
14.003 CE - Band Equipment	2,500,000			2,500,000	1,520,605	1,533,732	61.35%	979,395
14.004 CE - Maint Equipment	1,000,000			1,000,000	508,344	507,850	50.78%	491,656
14.005 CE - Furniture	1,000,000			1,000,000	214,047	188,855	18.89%	785,953
15 Management & OH	50,000,000	0	-736,898	49,263,102	17,108,293	17,069,159		32,154,809
15.001 Year 1 - 22/23 Bond Program Management	5,731,850			5,731,850	5,731,850	5,731,850	100.00%	0

**2022 Bond Financial Report
January 2025**

Project Name		Original Project Budget	Contingency Transfers	Other Budget Transfers	Current Budget (C+D+E)	Committed to Date	Paid to Date	Current Percent Paid (H/F)	Uncommitted Budget
	15.002 Year 2 - 23/24 Bond Program Management	7,000,000		4,174,493	11,174,493	11,102,104	11,085,754	99.21%	72,389
	15.003 Year 3 - 24/25 Bond Program Management	8,107,965			8,107,965	274,339	251,555	3.10%	7,833,626
	Unallocated	29,160,185		-4,911,391	24,248,794				24,248,794
	16 Bus Replacements	10,000,000	0	0	10,000,000	7,000,000	5,358,861		3,000,000
	16 Bus Replacements	10,000,000			10,000,000	7,000,000	5,358,861	53.59%	3,000,000
	17 Technology	44,000,000	0	0	44,000,000	21,231,714	21,142,065		22,768,286
	17 Technology	44,000,000			44,000,000	21,231,714	21,142,065	48.05%	22,768,286
	18 SPED Upgrades	2,000,000	0	-640,292	1,359,708	481,368	417,535		878,340
	18.001 Rock Creek ISC Modifications	90,000		207,226	297,226	100,555	82,529	27.77%	196,671
	18.002 Capital Center SPED Upgrades	200,000		-200,000	0			0.00%	0
	18.003 Seclusion Rooms	50,000		370,299	420,299	380,813	335,006	79.71%	39,486
	Unallocated	1,660,000		-1,017,817	642,183				642,183
	19 Kinder Upgrades	1,000,000	0	0	1,000,000				1,000,000
	19 Kinder Upgrades	1,000,000			1,000,000			0.00%	1,000,000
	20 Contingency	43,000,000	-234,563	135,196	42,900,633				42,900,633
	Grand Totals	742,821,753	39,192,873	211,079	783,336,068	504,675,373	255,014,584	32.55%	278,660,696

Key: Change was made to budget.
 Project is complete.
 Correction to previous report.
 Will no longer show on this report

Contingency Transfers

Starting Balance \$ 43,000,000.00
 Current Balance \$ 42,900,633.04

Budget Change No.	Date	From	To	Purpose	Amount
41	3/31/2025		2022 Bond Contingency	Interest Earned	\$3,512,483.86
40	1/30/2025	2022 Bond Contingency	02 Raleigh Hills Replacement	02.002 Raleigh Hills ES Temp Relocation - Greenway Portables	-\$12,124.46
39	12/31/2024		2022 Bond Contingency	Interest Earned	\$1,245,717.50
38	12/23/2024	2022 Bond Contingency	07 Athletic Facilities	07.001 Athletic Facilities: Westview HS Bathroom and Concessions	-\$100,000.00
37	12/10/2024	2022 Bond Contingency	13.001 Beaver Acres ES Kitchen	Fall 2024 Budget Update	-\$10,000,000.00
36	12/10/2024	2022 Bond Contingency	12.003 Security Trio: Cameras, Access Control, Intrusion	Fall 2024 Budget Update	-\$11,000,000.00
35	12/10/2024	2022 Bond Contingency	08.005 Outdoor Learning: Capital Center	Fall 2024 Budget Update	-\$2,000,000.00
34	12/10/2024	2022 Bond Contingency	04.004 Westview HS SB/BB Artificial Turf	Fall 2024 Budget Update	-\$2,000,000.00
33	12/10/2024	2022 Bond Contingency	04.003 Aloha HS SB/BB Artificial Turf	Fall 2024 Budget Update	-\$7,000,000.00
32	12/10/2024	2022 Bond Contingency	03 Allen Transportation Replacement	Fall 2024 Budget Update	-\$2,900,000.00
31	12/2/2024	2022 Bond Contingency	05 Classroom Additions	05.002 Oak Hills ES Classroom Addition	-\$675,000.00
30	10/10/2024	2022 Bond Contingency	02 Raleigh Hills Replacement	02.002 Raleigh Hills ES Temp Relocation - Greenway Portables	-\$46,247.00
29	9/30/2024		2022 Bond Contingency	Interest Earned	\$5,611,177.41
28	9/18/2024	2022 Bond Contingency	09 Seismic	9.001 Five Oaks MS Seismic	-\$295,030.30

Budget Change No.	Date	From	To	Purpose	Amount
27	8/30/2024	2022 Bond Contingency	02 Raleigh Hills Replacement	02.002 Raleigh Hills ES Temp Relocation - Greenway Portables	-\$40,000.00
26	6/30/2024	ETO Incentive Checks	2022 Bond Contingency	06.001 Aloha HS Office Relocation	\$17,098.11
25	6/30/2024	SB1149 Reimbursement	2022 Bond Contingency	11.009 ISB Boiler	\$22,297.80
24	6/30/2024	SB1149 Reimbursement	2022 Bond Contingency	9.001 Five Oaks MS Seismic	\$153,832.75
23	6/30/2024	2022 Bond Contingency	06 Office Relocations	06.002 Westview HS Office Relocation	-\$200,000.00
22	6/30/2024		2022 Bond Contingency	Interest Earned - Q2 2024	\$2,342,598.07
21	4/23/2024	2022 Bond Contingency	07 Athletic Facilities	07.001 WHS Bathroom and Concessions	-\$422,406.00
20	3/31/2024		2022 Bond Contingency	Interest Earned - Q1 2024	\$1,888,083.47
19	2/27/2024	2022 Bond Contingency	04 Physical Education and Athletics	04.002 Southridge HS SB/BB Artificial Turf	-\$1,700,000.00
18	2/23/2024	2022 Bond Contingency	10 School Modernization	10.029 Montclair Modernization	-\$50,000.00
17	2/8/2024	2022 Bond Contingency	02 Raleigh Hills Replacement	02.002 Raleigh Hills Temporary Relocation	-\$1,000,000.00
16	1/31/2024	ETO Incentive Checks	2022 Bond Contingency	ISB Boiler	\$6,493.50
15	1/31/2024	ETO Incentive Checks	2022 Bond Contingency	Uncategorized Deferred Maintenance	\$5,195.00
14	1/31/2024	ETO Incentive Checks	2022 Bond Contingency	Uncategorized Deferred Maintenance	\$12,000.00
13	12/31/2023	ETO Incentive Checks	2022 Bond Contingency	9.001 Five Oaks MS Seismic - Roof Insulation	\$141,197.55
12	12/31/2023		2022 Bond Contingency	Interest Earned - Q4 2023	\$2,523,003.42
11	11/30/2023	05.001 Sato Classroom Addition	2022 Bond Contingency	Project Savings	\$135,196.00
10	9/30/2023		2022 Bond Contingency	Interest Earned	\$1,686,006.36

Budget Change No.	Date	From	To	Purpose	Amount
9	6/30/2023		2022 Bond Contingency	Interest Earned	\$2,051,052.00
8	5/31/2023		2022 Bond Contingency	Interest Earned	\$378,729.00
7	4/30/2023		2022 Bond Contingency	Interest Earned to Date	\$1,935,704.00
6	3/6/2023	2022 Bond Contingency	Aloha HS Office Relocation		-\$985,000.00

Key: Change was made to budget.
 Project is complete.
 Correction to previous report.
 Will no longer show on this report

Other Budget Transfers

Budget Change No.	Date	From Master Project	Subproject	To Master Project	Subproject	Amount
127	3/31/2025	Deferred Maintenance	Unallocated	Seismic Upgrades	9.002 Mountain View Seismic	\$838,796.00
126	3/31/2025	Deferred Maintenance	Unallocated	Deferred Maintenance	11.017 Aloha HS HVAC Upgrades	\$4,753,443.00
125	3/31/2025	SPED Upgrades	Unallocated	SPED Upgrades	18.001 Rock Creek ES ISC Modifications	\$99,097.00
124	3/20/2025	SPED Upgrades	Unallocated	School Modernizations	10.045 Whitford MS Modernization	\$123,000.00
123	3/20/2025	Deferred Maintenance	Unallocated	Deferred Maintenance	11.007 Landscape and Sitework Improvements	\$228,172.00
122	3/17/2025	School Modernizations	10.022 ISB Modernization	School Modernizations	10.016 Fir Grove Modernization	\$22,020.00
121	3/17/2025	School Modernizations	10.046 Modernization Tech/AV	School Modernizations	10.005 Bethany Modernization	\$34,127.34
120	3/17/2025	School Modernizations	10.034 Ridgewood Modernization	School Modernizations	10.020 Highland Park Modernization	\$60,413.85
119	3/17/2025	School Modernizations	10.029 Montclair Modernization	School Modernizations	10.005 Bethany Modernization	\$23,128.99
118	3/17/2025	School Modernizations	10.028 Merlo Station Modernization	School Modernizations	10.005 Bethany Modernization	\$21,362.31
117	3/17/2025	School Modernizations	10.025 McKay Modernization	School Modernizations	10.013 Elmonica Modernization	\$67,267.56
116	3/17/2025	School Modernizations	10.019 Greenway Modernization	School Modernizations	10.013 Elmonica Modernization	\$34,783.62
115	3/17/2025	School Modernizations	10.008 Cedar Mill Modernization	School Modernizations	10.020 Highland Park Modernization	\$13,221.33
114	2/28/2025	Deferred Maintenance	Unallocated	Deferred Maintenance	11.044 Aloha HS Paging	\$443,746.00
113	2/27/2025	Deferred Maintenance	11.511 Conestoga MS South Wall Stucco Replacement (Project Complete)	Deferred Maintenance	Unallocated	\$5,452.00
112		02 Raleigh Hills Replacement	02.001 Raleigh Hills ES Replacement	02 Raleigh Hills Replacement	02.002 Raleigh Hills ES Temp Relocation - Greenway Portables	\$11,991.78
111		Deferred Maintenance	Unallocated	Deferred Maintenance	11.042 Barnes ES / Errol Hassell ES Re-Pipe	\$7,000.00
110		School Modernizations	10.045 Modernization Tech/AV	School Modernizations	10.047 Modernization Planning	\$1,000.00
109	2/19/2025	Deferred Maintenance	Unallocated	Deferred Maintenance	11.027 Sunset HS HVAC	\$8,000,000.00
108	2/14/2025	School Modernizations	10.030 Mountain View MS Modernization	09 Seismic Upgrades	09.002 Mountain View MS Seismic	\$137,159.75

Budget Change No.	Date	From Master Project	Subproject	To Master Project	Subproject	Amount
107	2/12/2025	N/A	SB1149	Deferred Maintenance	11.005 Capital Center HVAC	\$318,420.00
106	1/30/2025	N/A	Energy Trust of Oregon	09 Seismic Upgrades	09.002 Mountain View MS Seismic	\$4,650.00
105	1/30/2025	Deferred Maintenance	11.010 Capital Center OS Paging	Deferred Maintenance	11.005 Capital Center HVAC	\$35,088.00
104	1/30/2025	School Modernizations	10.027 Meadow Park MS Modernization	09 Seismic Upgrades	09.003 Meadow Park Seismic	\$192,000.00
103	1/31/2025	Deferred Maintenance	Unallocated	09 Seismic Upgrades	09.003 Meadow Park Seismic	\$18,908,000.00
102	1/22/2025	Deferred Maintenance	Unallocated	Deferred Maintenance	11.042 Barnes ES / Errol Hassell ES Re-Pipe	\$38,000.00
101	1/14/2025	Deferred Maintenance	Unallocated	Athletic Facilities	7.001 Westview HS Bathroom and Concessions	\$100,000.00
100	1/8/2025	School Modernizations	10.012 Cooper Mountain Modernization	Office Relocations	06.003 Cooper Mtn. Office Relocation	\$290,930.00
99	12/31/2024	Deferred Maintenance	Unallocated	Deferred Maintenance	11.005 Capital Center HVAC	\$70,000.00
98	12/23/2024	Deferred Maintenance	Unallocated	Office Relocations	06.002 Westview HS Office Relocation	\$100,000.00
97	12/6/2024	Deferred Maintenance	Unallocated	Deferred Maintenance	11.004 Mercury Gym Floor Replacements	\$7,610.00
96	12/6/2024	Deferred Maintenance	11.013 Westview HS Stadium Turf Replacement	Athletic Facilities	7.001 Westview HS Bathroom and Concessions	\$51,117.93
95	11/21/2024	SPED Upgrades	Unallocated	SPED Upgrades	18.001 Rock Creek ES ISC Modifications	\$151,000.00
94	11/18/2024	Deferred Maintenance	Unallocated	Deferred Maintenance	11.513 ACMA OS / Aloha HS Stage Curtain Repairs	\$55,000.00
93	11/18/2024	Deferred Maintenance	Unallocated	Deferred Maintenance	11.512 Beaverton HS Baseball Stadium Re-Seal	\$231,335.00
92	11/14/2024	Deferred Maintenance	Unallocated	Deferred Maintenance	11.043 Paging Improvements	\$1,800,000.00
91	11/13/2024	Deferred Maintenance	Unallocated	Deferred Maintenance	11.043 Paging Improvements	\$150,000.00
90	11/13/2024	Security Upgrades	12.004 Paging Improvements	Security Upgrades	Unallocated	\$150,000.00
89	11/8/2024	Deferred Maintenance	11.510 Hiteon Water Main Repair (Project Complete)	Deferred Maintenance	Unallocated	\$34,959.00
88	11/8/2024	Deferred Maintenance	11.509 ISB Hallway Floor Replacement (Project Complete)	Deferred Maintenance	Unallocated	\$24,333.00
87	11/8/2024	Deferred Maintenance	11.010 Capital Center OS Paging	Deferred Maintenance	11.005 Capital Center HVAC	\$51,000.00
86	11/8/2024	SPED Upgrades	Unallocated	SPED Upgrades	18.003 Seclusion Rooms	\$150,000.00
85	11/5/2024	Deferred Maintenance	Unallocated	Deferred Maintenance	11.005 Capital Center HVAC	\$245,717.00
84	11/7/2024	Deferred Maintenance	Unallocated	Deferred Maintenance	11.042 Barnes ES / Errol Hassell ES Re-Pipe	\$400,000.00

Budget Change No.	Date	From Master Project	Subproject	To Master Project	Subproject	Amount
83	11/4/2024	Deferred Maintenance	Unallocated	Deferred Maintenance	11.040 Greenway ES HVAC	\$475,500.00
82	11/1/2024	School Modernizations	10.018 Flex/CTP Modernization	School Modernizations	10.016 Fir Grove Modernization	\$11,000.00
81	11/1/2024	School Modernizations	10.020 Highland Park Modernization	School Modernizations	10.016 Fir Grove Modernization	\$23,000.00
80	10/31/2024	Deferred Maintenance	Unallocated	Deferred Maintenance	11.014 West Tualatin View ES HVAC	\$3,400,000.00
79	10/28/2024	Deferred Maintenance	Unallocated	Deferred Maintenance	11.013 Westview HS Stadium Turf Replacement	\$759,186.19
78	10/28/2024	Deferred Maintenance	Unallocated	Deferred Maintenance	11.005 Capital Center HVAC	\$28,000.00
77	10/23/2024	Nutrition Services	13.003 Greenway Kitchen Improvements (Project Complete)	Nutrition Services	Unallocated	\$387,283.81
76	10/21/2024	Deferred Maintenance	Unallocated	Athletic Facilities	07.001 Westview HS Bathroom and Concessions	\$42,000.00
75	10/16/2024	SPED Upgrades	Unallocated	Deferred Maintenance	11.005 Capital Center HVAC	\$25,276.00
74	10/16/2024	Deferred Maintenance	Unallocated	Athletic Facilities	7.001 Westview HS Bathroom and Concessions	\$28,600.00
73	10/14/2024	Deferred Maintenance	Unallocated	Seismic Upgrades	09.001 Five Oaks Seismic	\$229,969.70
72	10/14/2024	Nutrition Services	Unallocated	Nutrition Services	13.001 Beaver Acres ES Kitchen	\$1,750,000.00
71	9/23/2024	Outdoor Learning	8.004 Outdoor Learning: McKinley ES	School Modernization	10.026 McKinley ES Modernization	\$1,000,000.00
70	9/20/2024	Deferred Maintenance	Unallocated	Nutrition Services	13.002 Bottle Fillers	\$300,000.00
69	9/19/2024	Deferred Maintenance	11.507 ISB OS Gym Stage Renovations (Project Complete)	Deferred Maintenance	Unallocated	\$13,750.00
68	9/19/2024	Deferred Maintenance	Unallocated	Deferred Maintenance	11.026 2022 Bond Post Warranty	\$250,000.00
67	9/19/2024	School Modernization	10.047 Modernization Planning	School Modernization	10.048 Terra Nova OS Modernization	\$20,000.00
66	9/19/2024	School Modernization	10.046 Modernization Tech/AV	School Modernization	10.048 Terra Nova OS Modernization	\$59,979.05
65	9/19/2024	Deferred Maintenance	Unallocated	Deferred Maintenance	11.511 Conestoga MS South Wall Stucco Replacement	\$33,800.00
64	9/19/2024	Deferred Maintenance	Unallocated	Deferred Maintenance	11.508 Springville ES A/V Replacement	\$78,950.00
63	9/13/2024	Deferred Maintenance	11.002 Southridge HS HVAC	Deferred Maintenance	Unallocated	\$2,543,191.15
62	9/10/2024	Deferred Maintenance	11.004 Mercury Gym Floor Replacements	Deferred Maintenance	Unallocated	\$948,055.06
61	9/10/2024	School Modernization	10.008 Cedar Mill Modernization	School Modernization	10.029 Montclair Modernization	\$13,574.00
60	8/30/2024	SPED Upgrades	Unallocated	Deferred Maintenance	11.005 Capital Center HVAC	\$342,016.00

Budget Change No.	Date	From Master Project	Subproject	To Master Project	Subproject	Amount
59	8/30/2024	Deferred Maintenance	11.002 Southridge HS HVAC	Deferred Maintenance	Unallocated	\$4,507,301.04
58	8/30/2024	Deferred Maintenance	Unallocated	Deferred Maintenance	11.801 Maintenance Repair Projects 24/25	\$2,000,000.00
57	8/30/2024	Security Upgrades	Unallocated	Security Upgrades	12.006 Distributed Antenna System	\$3,000,000.00
56	8/22/2024	School Modernization	10.008 Cedar Mill Modernization	School Modernization	10.029 Montclair Modernization	\$16,000.00
55	8/2/2024	Management and Overhead	Unallocated	02 Raleigh Hills Replace	02.001 Raleigh Hills ES Replacement	\$106,898.00
54	7/9/2024	School Modernization	10.008 Cedar Mill Modernization	School Modernization	10.029 Montclair Modernization	\$21,000.00
53	7/3/2024	Deferred Maintenance	Unallocated	Deferred Maintenance	11.019 West TV ES Modular Roof	\$645,000.00
52	7/3/2024	Deferred Maintenance	Unallocated	Deferred Maintenance	11.018 Kinnaman ES Roof	\$1,545,000.00
51	6/30/2024	Deferred Maintenance	Unallocated	Deferred Maintenance	11.013 Westview HS Stadium Turf Replacement	\$100,000.00
50	6/30/2024	School Modernization	10.044 Westview HS Modernization	Office Relocations	06.002 Westview HS Office Relocation	\$135,000.00
49	6/30/2024	Deferred Maintenance	Unallocated	Deferred Maintenance	11.013 WHS Stadium Turf Replacement	\$531,190.00
48	6/25/2024	Security Upgrades	Unallocated	Security Upgrades	12.001 Security Assessment	\$79,750.00
47	6/24/2024	Deferred Maintenance	11.013 WHS Stadium Turf Replacement	Athletic Facilities	07.001 WHS Bathroom and Concessions	\$217,682.00
46	5/31/2024	SPED Upgrades	Unallocated	SPED Upgrades	18.003 Seclusion Rooms	\$220,299.00
45	5/23/2024	Deferred Maintenance	Unallocated	Deferred Maintenance	11.510 Hiteon Water Main Repair	\$88,000.00
44	5/14/2024	Deferred Maintenance	Unallocated	Deferred Maintenance	11.007 Landscape & Sitework Improvements	\$800,000.00
43	5/14/2024	Deferred Maintenance	Unallocated	Deferred Maintenance	11.025 Findley ES Kitchen Repairs	\$125,000.00
42	5/9/2024	Security Upgrades	Unallocated	Security Upgrades	12.001 Security Assessment	\$74,455.69
41	5/7/2024	Management and Overhead		Beaverton HS Rebuild	01 Beaverton HS Rebuild	\$630,000.00
40	4/25/2024	SPED Upgrades	Unallocated	SPED Upgrades	18.003 Seclusion Rooms	\$50,000.00
39	4/25/2024	Deferred Maintenance	Unallocated	Deferred Maintenance	11.509 ISB Hallway Floor Replacement	\$77,000.00
38	4/19/2024	Deferred Maintenance	Unallocated	Athletic Facilities	07.001 WHS Bathroom and Concessions	\$499,167.00
37	4/18/2024	Deferred Maintenance	Unallocated	Deferred Maintenance	11.013 WHS Stadium Turf Replacement	\$424,369.53
36	4/17/2024	SPED Upgrades	Unallocated	Deferred Maintenance	11.005 Capital Center HVAC	\$150,000.00

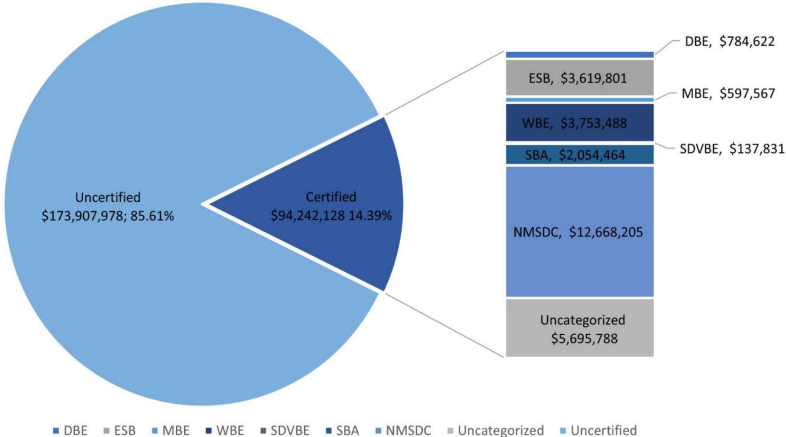
Budget Change No.	Date	From Master Project	Subproject	To Master Project	Subproject	Amount
35	4/11/2024	School Modernization	10.032 Oak Hills Modernization	Additional Classrooms	5.002 Oak Hills Classroom Addition	\$558,717.00
34	4/5/2024	Deferred Maintenance	Unallocated	Deferred Maintenance	11.017 Aloha HS HVAC Upgrade	\$20,560,000.00
33	3/31/2024	School Modernization	10.013 Elmonica Modernization	School Modernizations	10.016 Fir Grove Modernization	\$2,256.86
32	3/28/2024	Deferred Maintenance	Unallocated	Deferred Maintenance	11.006 MS & SRHS Stage Improvements	\$3,500,000.00
31	3/7/2024	Security Upgrades	Unallocated	Security Upgrades	12.001 Security Assessment	\$57,000.00
30	3/6/2024	School Modernization	10.044 Westview HS Modernization	Office Relocations	6.002 Westview HS Office Relocation	\$130,670.00
29	3/6/2024	Deferred Maintenance	Unallocated	Deferred Maintenance	11.013 WHS Stadium Turf Replacement	\$380,630.47
28	3/6/2024	Deferred Maintenance	Unallocated	Deferred Maintenance	11.010 Capital Center Paging	\$225,000.00
27	3/6/2024	Deferred Maintenance	Unallocated	Deferred Maintenance	11.012 Southridge HS Stadium Turf Replacement	\$299,846.00
26	2/22/2024	Deferred Maintenance	Unallocated	Deferred Maintenance	11.017 Aloha HS HVAC Upgrade	\$1,210,000.00
25	2/14/2024	School Modernization	10.013 Elmonica Modernization	School Modernizations	10.016 Fir Grove Modernization	\$3,492.50
24	1/31/2024	SPED Upgrades	18.001 Rock Creek ISC Modifications (Project Complete)	SPED Upgrades	N/A	\$42,871.00
23	1/31/2024	Deferred Maintenance	11.501 5th Street South Catch Basin (Project Complete)	Deferred Maintenance	N/A	\$2,525.00
22	1/26/2024	Deferred Maintenance	N/A	Athletic Facilities	07.001 WHS Bathroom and Concessions	\$175,750.00
21	1/19/2024	School Modernization	10.043 West TV Modernization	School Modernizations	10.003 Barnes Modernization	\$9,500.00
20	1/19/2024	School Modernization	10.016 Fir Grove Modernization	School Modernizations	10.003 Barnes Modernization	\$5,000.00
19	1/16/2024	Additional Classrooms	5.003 Stoller Gym & Added Classrooms	School Modernizations	10.040 Stoller Modernization	\$14,000.00
18	1/16/2024	School Modernization	Various	School Modernizations	10.046 Modernization Tech/AV	\$81,113.30
17	1/5/2024	School Modernization	10.008 Cedar Mill Modernization	School Modernizations	10.029 Montclair Modernization	\$150,000.00
16	12/31/2023	School Modernization	10.044 Westview HS Modernization	Office Relocations	6.002 Westview HS Office Relocation	\$400,000.00
15	11/20/2023	Physical Education & Athletics	N/A	Physical Education & Athletics	04.002 Southridge HS SB/BB Artificial Turf	\$1,500,000.00
14	10/15/2023	Deferred Maintenance	11.009 ISB Boiler (Project Complete)	Deferred Maintenance	N/A	\$25,599.00
13	9/30/2023	Athletic Facilities	07.001 WHS Bathroom and Concessions	Deferred Maintenance	11.013 WHS Stadium Turf Replacement	\$1,000,000.00
12	8/30/2023	Deferred Maintenance	N/A	Seismic	9.002 Mountain View Seismic	\$9,853,000.00

Budget Change No.	Date	From Master Project	Subproject	To Master Project	Subproject	Amount
11	8/10/2023	School Modernizations	10.030 Mountain View Modernization	Seismic	9.002 Mountain View Seismic	\$808,827.00
10	7/31/2023	School Modernizations	10.040 Stoller Modernization	Additional Classrooms	5.003 Stoller Gym & Added Classrooms	\$225,054.00
9	6/30/2023	School Modernizations	Reallocation of Modernization funds	School Modernizations	10.046 Modernization Tech/AV	\$630,605.00
8	4/30/2023	Deferred Maintenance	11.013 WHS Stadium Turf Replacement	Athletic Facilities	07.001 WHS Bathroom and Concessions	\$1,000,000.00
7	3/6/2023	Outdoor Learning	08.003 Outdoor Learning: Oak Hills	Additional Classrooms	5.002 Oak Hills Classroom Addition	\$1,000,000.00

Equity Report

Equity Certification Types Total Bond Expenditures

*Excludes expenses for overhead, critical equipment, permit fees, technology equipment.
**Uncategorized includes certified expenditures through January 31, 2024.



Cumulative Equity Report

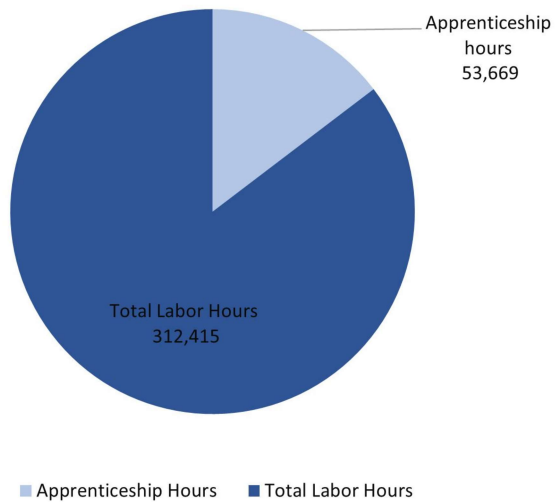
*Program-wide percentage of certified consultants and contractors.
**Prior to January 2024, data was based off contract values; beginning January 2024, data is actuals paid.



Excludes expenses for overhead, critical equipment, technology equipment and permit fees.

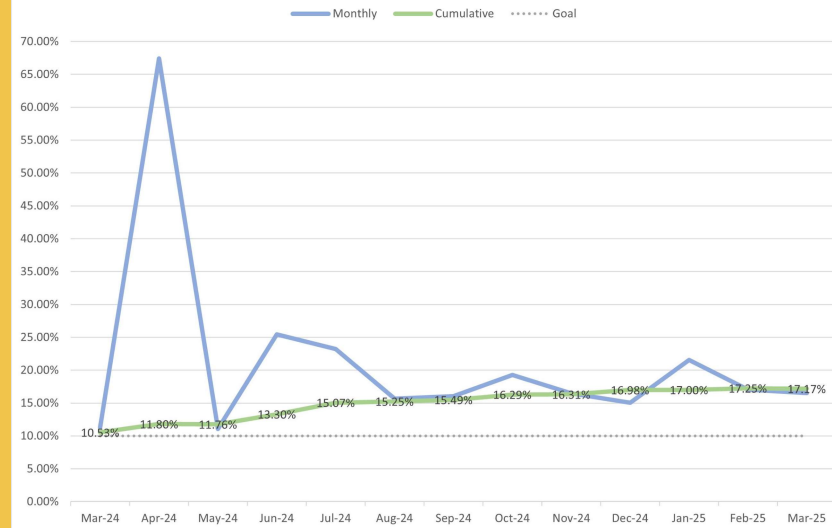
Apprenticeship

Certified Payroll Cumulative Hours



Apprenticeship Hours

*Based on contracts greater than \$200K.



*Percentage of hours worked by apprentices on contracts greater than \$200k.
This graph reflects updated values based on information received for prior months.

Contact: Aaron Boyle, Administrator for Facilities Development

Email: aaron_boyle@beaverton.k12.or.us

Phone: 503-356-4364
