

Updated August 2024

Marking Period	Unit Title	Recommended Instructional Days
1	Parallel and Perpendicular Lines	12-14 days
Domain: Geometry		
<p><i>NJSLS Strand:</i></p> <p>Key:</p> <ul style="list-style-type: none"> ■ Major Cluster ■ Supporting Cluster ● Additional Cluster <p>■ <i>G.CO.A.1: Know precise definitions of angle, circle, perpendicular line, parallel line, and line segment, based on the undefined notions of point, line, distance along a line, and distance around a circular arc.</i></p> <p>■ <i>G.CO.C.9: Prove theorems about lines and angles. Theorems include: vertical angles are congruent; when a transversal crosses parallel lines, alternate interior angles are congruent and corresponding angles are congruent; points on a perpendicular bisector of a line segment are those exactly equidistant from the segment's endpoints.</i></p> <p>■ <i>G.CO.C.10: Prove theorems about triangles. Theorems include: measures of interior angles of a</i></p>	<p><i>Progress Indicator:</i> <i>Tests • Quizzes • Practice problems for homework • Online textbook • Worksheets • Leveled assessments</i></p>	<p style="text-align: center;">Recommended Activities, Investigations, Interdisciplinary Connections, and/or Student Experiences to Explore NJSLS-CLKS within Unit</p> <p><u>Essential Questions:</u></p> <ol style="list-style-type: none"> 1. What angle relationships are created when parallel lines are intersected by a transversal? 2. What angle relationships can be used to prove that two lines intersected by a transversal are parallel? 3. How do slopes of lines that are parallel to each other compare? 4. How do slopes of lines that are perpendicular to each other compare? <p><u>Activity Description:</u></p> <ul style="list-style-type: none"> • Pairs of lines and angles • Parallel lines and transversals • Proofs with parallel lines • Equations of parallel and perpendicular lines <p><u>Interdisciplinary Connections:</u> Parallel Paving Company. Building roads consists of many different tasks. Once civil engineers have designed the road, they work with surveyors and construction crews to clear and level the land. Once the land is leveled, the crews bring in asphalt pavers to smooth out the hot asphalt. (Also discuss how clearing and leveling land may have an impact on the environment).</p> <p>Career Readiness, life Literacies and Key Skills Content: civil engineering. NJSLS#:G.CO.C.9, MG.A.1, MG.A.3</p>

triangle sum to 180 degrees; base angles of isosceles triangles are congruent; the segment joining midpoints of two sides of a triangle is parallel to the third side and half the length; the medians of a triangle meet at a point.

■ **G.MG.A.1:** Use geometric shapes, their measures, and their properties to describe objects (e.g., modeling a tree trunk or a human torso as a cylinder). 🌿

■ **G.MG.A.3:** Apply geometric methods to solve design problems (e.g., designing an object or structure to satisfy physical constraints or minimize cost; working with typographic grid systems based on ratios). 🌿

■ **G.GPE.B.5:** Prove the slope criteria for parallel and perpendicular lines and use them to solve geometric problems (e.g., find the equation of a line parallel or perpendicular to a given line that passes through a given point).

Spot Light on: Climate Change

Global warming due to fossil fuel emissions, is believed to be one of the causes for climate change. Therefore, there is an increased interest in the use of renewable and cleaner sources of energy. This lesson plan will help improve students' literacy in clean energy sources while enabling them to practice Formula Substitution. It includes resources to teach your students about the components of formulas, and substitution in a formula using the energy equation for wind turbines, to enable them to understand the energy available from wind.

Climate Change Example: Students may use circles, their measures, and their properties to describe the cross section of a tree and compare changes in radial diameter or circumference variations of tree trunks when considering changes in seasonal weather patterns over time.

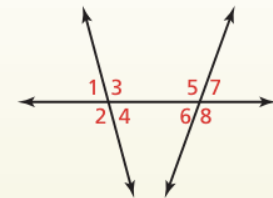
Climate Change Example: Students may apply geometric methods to solve design problems such as increasing access to green spaces in cities given physical and cost constraints.

Example Tasks:

Task 1:

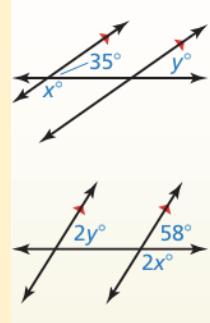
Identify all pairs of angles of the given type.

- consecutive interior
- alternate interior
- corresponding
- alternate exterior



Task 2:

Find the values of x and y.

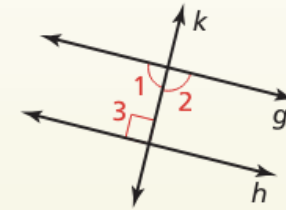


Task 3:

Use the diagram to write a proof.

Given $\angle 1 \cong \angle 2, h \perp k$

Prove $g \parallel h$



Mathematics Practices

1. Make sense of problems and persevere in solving them.
2. Reason abstractly and quantitatively.
3. Construct viable arguments and critique the reason of others.
4. Model with mathematics.
5. Use appropriate tools strategically.
6. Attend to precision.
7. Look for and make use of structure.
8. Look for and express regularity in repeated reasoning.

Social and Emotional Learning: <i>Competencies</i>	Social and Emotional Learning: <i>Sub-Competencies</i>		
<p>Self- awareness</p> <p>Social Awareness</p> <p>Self- Management</p> <p>Relationship Skills</p> <p>Responsible Decision-Making</p>	<p>Recognizing the importance of self-confidence in handling daily tasks and challenges.</p> <p>Demonstrate an awareness of the expectations for social interactions in a variety of ways.</p> <p>Demonstrate an understanding of the need for mutual respect when viewpoints differ.</p> <p>Recognize the skills needed to establish and achieve personal and educational goals.</p> <p>Utilize positive communication and social skills to interact effectively with others.</p> <p>Develop, implement, and model effective problem solving and critical thinking skills.</p>		
<p align="center">Assessments (Formative) <i>To show evidence of meeting the standard/s, students will successfully engage within:</i></p>		<p align="center">Assessments (Summative) <i>To show evidence of meeting the standard/s, students will successfully complete:</i></p>	
<p><u>Formative Assessments:</u></p> <ul style="list-style-type: none"> ● Entry and Exit Slips ● Quizzes ● Self Assessments 		<p><u>Benchmarks:</u></p> <ul style="list-style-type: none"> ● Chapter Tests ● Projects ● LinkIT <p><u>Summative Assessments:</u></p> <ul style="list-style-type: none"> ● District Assessments ● Midterms ● Standardized Tests 	
<p align="center">Differentiated Student Access to Content: Teaching and Learning <i>Resources/Materials</i></p>			

Core Resources	Alternate Core Resources <i>IEP/504/At-Risk/ESL</i>	ELL Core Resources	Gifted & Talented Core Resources
<ul style="list-style-type: none"> Textbooks websites Achieve the core Khan Academy Desmos GeoGebra 	<ul style="list-style-type: none"> Skill building worksheets Math Manipulatives 	<ul style="list-style-type: none"> Dictionary for native languages Videos in their native language. 	<ul style="list-style-type: none"> Leveled Assessments Enrichment worksheets
Supplemental Resources			
<p>Technology:</p> <ul style="list-style-type: none"> Chromebooks, Graphing Calculators, Online math manipulatives <p>Other:</p> <ul style="list-style-type: none"> Zoom and Google Meets, Schoology, Interactive Textbooks, Private Tutoring 			
Differentiated Student Access to Content: Recommended <i>Strategies & Techniques</i>			
Core Resources	Alternate Core Resources <i>IEP/504/At-Risk/ESL</i>	ELL Core Resources	Gifted & Talented Core
<ul style="list-style-type: none"> Deliver instruction utilizing varied learning styles including audio, visual, and tactile/kinesthetic, provide individual instruction as needed, modify assessments and/or rubrics, repeat 	<ul style="list-style-type: none"> Utilize a multi-sensory (VAKT) approach during instruction, provide alternate presentations of skills by varying the method (repetition, simple explanations, additional examples, modeling, etc.), modify test content and/or format, allow students to retake test for additional credit, provide additional times and preferential seating as needed, review, restate and repeat directions, provide 	<ul style="list-style-type: none"> Extend time requirements, preferred seating, positive reinforcement, check often for understanding/review, oral/visual directions/prompts when necessary, supplemental materials including use of an online bilingual dictionary, and modified assessment and/or rubric. 	<ul style="list-style-type: none"> Create an enhanced set of introductory activities, integrate active teaching/learning opportunities, incorporate authentic components, propose interest-based extension activities, and connect student to related

	study guides, and/or break assignments into segments of shorter tasks.		
--	---	--	--

NJSLS CAREER READINESS, LIFE LITERACIES & KEY SKILLS	Disciplinary Concept: Creativity and Innovation		
	<i>Core Ideas:</i>	With a growth mindset, failure is an important part of success	
	<i>Performance Expectation/s:</i>	9.4.12.CI.1: Demonstrate the ability to reflect, analyze, and use creative skills and ideas (e.g., 1.1.12prof.CR3a).	
	Career Readiness, Life Literacies, & Key Skills Practices		
	<p>Act as a responsible and contributing community member and employee. Attend to financial well-being. Consider the environmental, social and economic impacts of decisions. Demonstrate creativity and innovation. Utilize critical thinking to make sense of problems and persevere in solving them. Model integrity, ethical leadership and effective management. Plan education and career paths aligned to personal goals. Use technology to enhance productivity, increase collaboration and communicate effectively. Work productively in teams while using cultural/global competence.</p>		

New Jersey Legislative Statutes and Administrative Code
(place an "X" before each law/statute if/when present within the curriculum map)

Amistad Law: <i>N.J.S.A. 18A 52:16A-88</i>		Holocaust Law: <i>N.J.S.A. 18A:35-28</i>		LGBT and Disabilities Law: <i>N.J.S.A. 18A:35-4.35</i>		Diversity & Inclusion: <i>N.J.S.A. 18A:35-4.36a</i>	X	Standards in Action: <i>Climate Change</i>
---	--	---	--	---	--	--	----------	---