







Trimester	Unit Title	Recommended Instructional Days
2	Expressions	6-8 days
<b>Domain: Operations and Algebraic Thinking</b>		
<p><i>Strand:</i></p> <p> <b>5.OA.1</b> Use parentheses, brackets, or braces in numerical expressions, and evaluate expressions with these symbols.</p> <p> <b>5.OA.2</b> Write simple expressions that record calculations with numbers, and interpret numerical expressions without evaluating them. For example, express the calculation “add 8 and 7, then multiply by 2” as <math>2 \times (8 + 7)</math>. Recognize that <math>3 \times (18932 + 921)</math> is three times as large as <math>18932 + 921</math>, without having to calculate the indicated sum or product.</p> <p>Key:</p> <div style="display: flex; justify-content: space-around; align-items: center;"> <div style="text-align: center;"> <b>Major Cluster</b></div> <div style="text-align: center;"> <b>Supporting Cluster</b></div> <div style="text-align: center;"> <b>Additional Cluster</b></div> <div style="text-align: center;"> <b>Climate Change Opportunity</b></div> </div>		
<p><b>Progress Indicator:</b> ♦ Tests ♦ Homework / Classwork ♦ Projects ♦ Formative assessments ♦ Summative assessments ♦ Performance assessments</p>		
<b>Mathematical Practices:</b>		
<ol style="list-style-type: none"> <li>1. Make sense of problems and persevere in solving them.</li> <li>2. Reason abstractly and quantitatively.</li> <li>3. Construct viable arguments and critique the reason of others.</li> <li>4. Model with mathematics.</li> <li>5. Use appropriate tools strategically.</li> <li>6. Attend to precision.</li> <li>7. Look for and make use of structure.</li> <li>8. Look for and express regularity in repeated reasoning.</li> </ol>		

**Recommended Activities, Investigations, Interdisciplinary Connections, and/or Student Experiences to Explore NJSLs-CLKS within Unit**

**Essential Questions:**

Lesson 13.1: How can we use a numerical expression to describe a situation?  
Lesson 13.2: How can we apply the order of operations to evaluate numerical expressions?  
Lesson 13.3: How can we evaluate expressions using the order of operations?

**Essential Understandings:**

Lesson 13.1: Using a numerical expression to describe a situation involves translating real-world scenarios into mathematical language.  
Lesson 13.2: Applying the order of operations to evaluate numerical expressions ensures that calculations are performed correctly and consistently.  
Lesson 13.3: Evaluating expressions using the order of operations involves systematically applying mathematical rules to simplify and solve expressions accurately.

**Vocabulary**

- numerical expression
- evaluate
- order of operations

**Suggested Activity Description:**

Waggle, On the Spot Videos, Tier 2 and 3 Intervention Resources, Vocabulary Activities, Grab and Go Differentiation Kit, Explore and Guided/Independent Practice related to the NJSLs, Essential Question Discussion and Check-In, Share and Show, Basic Skills Review, Manipulative Activity, Reteach Activity, Reading Strategies Activity, Making Connections, Multilingual Support, Performance Task, Enrich Activity, Exit Ticket

**Interdisciplinary Connections:**

**Language Arts:**

1. Problem #10 on TB page 505.
2. Problem #10 on TB page 511.
3. Problem #8 on TB page 517.

**Spot Light On:** *Seek multiple perspectives and different answers to questions.*

**Social and Emotional Learning: *Competencies***

SEL Competencies:  
• Self- awareness  
• Social Awareness  
• Self- Management

**Social and Emotional Learning: *Sub-Competencies***

- Recognizing the importance of self-confidence in handling daily tasks and challenges.
- Demonstrate an awareness of the expectations for social interactions in a variety of ways.

<ul style="list-style-type: none"> <li>• Relationship Skills</li> <li>• Responsible Decision-Making</li> </ul>		<ul style="list-style-type: none"> <li>• Demonstrate an understanding of the need for mutual respect when viewpoints differ.</li> <li>• Identify and apply ways to persevere through alternative methods to achieve goals.</li> <li>• Utilize positive communication and social skills to interact effectively with others.</li> <li>• Develop, implement, and model effective problem solving and critical thinking skills.</li> </ul>	
<b>Assessments (Formative)</b> <i>To show evidence of meeting the standard/s, students will successfully engage within:</i>		<b>Assessments (Summative)</b> <i>To show evidence of meeting the standard/s, students will successfully complete:</i>	
<b>Formative Assessments:</b> • Teacher Observations • Exit Tickets • Quizzes • Self Assessments • Math Journals • Homework/Classwork • Teacher created assessments		<b>Benchmarks &amp; Summative Assessments:</b> Chapter/Unit Assessments • Standardized Tests • Project-based Assessments	
<b>Differentiated Student Access to Content: Teaching and Learning <i>Resources/Materials</i></b>			
<b>Core Resources</b>	<b>Alternate Core Resources <i>IEP/504/At-Risk/ESL</i></b>	<b>ELL Core Resources</b>	<b>Gifted &amp; Talented Core Resources</b>
Go Math Workbook, Interactive Student Edition, ST MATH 60 minutes a week, Waggle, Math on the Spot Videos, iReady, Khan Academy, Illustrative Mathematics, Learn360, TeacherTube, BrainPOP, Freckle, LearnZillion, MobyMax, Achieve the Core, Desmos, RTI	Reteaching worksheets, Skill building workbook, Math manipulatives, iTools, Leveled practice worksheets	Multilingual glossary, eGlossary, Multilingual Activities on ED, Vocabulary Cards, Success for English Learners worksheets, Leveled Strategies for English Learners, Linguistic Support	ST MATH special projects, Enrichment worksheets, Art of Problem Solving, Leveled assessments
<b>Supplemental Resources</b>			
<b>Technology:</b> • Chromebooks • Online math manipulatives <b>Other:</b> • Google Classroom, Google Meets, Schoology, Interactive Workbooks • Illustrative Mathematics • insidemathematics.org • National Library of Virtual Manipulatives			

<b>Differentiated Student Access to Content: Recommended <i>Strategies &amp; Techniques</i></b>			
<b>Core Resources</b>	<b>Alternate Core Resources <i>IEP/504/At-Risk/ESL</i></b>	<b>ELL Core Resources</b>	<b>Gifted &amp; Talented Core</b>
Deliver instruction utilizing varied learning styles including audio, visual, and tactile/kinesthetic, provide individual instruction as needed, modify assessments and/or rubrics, repeat	Utilize a multi-sensory (VAKT) approach during instruction, provide alternate presentations of skills by varying the method (repetition, simple explanations, additional examples, modeling, etc.), modify test content and/or format, allow students to retake test for additional credit, provide additional times and preferential seating as needed, review, restate and repeat directions, provide study guides, and/or break assignments into segments of shorter tasks.	Extend time requirements, preferred seating, positive reinforcement, check often for understanding/review, oral/visual directions/prompts when necessary, supplemental materials including use of an online bilingual dictionary, and modified assessment and/or rubric.	Create an enhanced set of introductory activities, integrate active teaching/learning opportunities, incorporate authentic components, propose interest-based extension activities, and connect student to related

<b>NJSLS CAREER READINESS, LIFE LITERACIES &amp; KEY SKILLS</b>	<b>Disciplinary Concept(s):</b> Work Productively in Teams	
	<b>Core Ideas:</b>	Curiosity and willingness to try new ideas (intellectual risk taking) contributes to the development of creativity and innovation.
	<b>Performance Expectation/s:</b>	<b>9.4.5.CI.3:</b> Participate in a brainstorming session with individuals with diverse perspectives to expand one’s thinking about a topic of curiosity.
	<b>Career Readiness, Life Literacies, &amp; Key Skills Practices</b>	
	<b>Act as a responsible and contributing community member and employee.</b> <b>Attend to financial well-being.</b> <b>Consider the environmental, social and economic impacts of decisions.</b> <b>Demonstrate creativity and innovation.</b> <b>Utilize critical thinking to make sense of problems and persevere in solving them.</b>	

	<p><b>Model integrity, ethical leadership and effective management.</b>  <b>Plan education and career paths aligned to personal goals.</b>  <b>Use technology to enhance productivity, increase collaboration and communicate effectively.</b>  <b>Work productively in teams while using cultural/global competence.</b></p>
--	-------------------------------------------------------------------------------------------------------------------------------------------------------------------------------------------------------------------------------------------------------------------------------------------------------------------------------------------

New Jersey Legislative Statutes and Administrative Code (place an "X" before each law/statute if/when present within the curriculum map)							
	Amistad Law: <i>N.J.S.A. 18A 52:16A-88</i>		Holocaust Law: <i>N.J.S.A. 18A:35-28</i>		LGBT and Disabilities Law: <b>X</b> <i>N.J.S.A. 18A:35-4.35</i>	Diversity & Inclusion: <i>N.J.S.A. 18A:35-4.36a</i>	Standards in Action: <i>Climate Change</i>