






Trimester	Unit Title	Recommended Instructional Days
1	Add and Subtract Decimals	10-12 days
Domain: Number and Operations in Base Ten		
<p>Strand:</p> <p> 5.NBT.B.7 Add, subtract, multiply, and divide decimals to hundredths, using concrete models or drawings and strategies based on place value, properties of operations, and/or the relationship between addition and subtraction; relate the strategy to a written method and explain the reasoning used.</p> <p>Key:</p> <div style="display: flex; justify-content: space-around; align-items: center;"> <div style="text-align: center;">  Major Cluster </div> <div style="text-align: center;">  Supporting Cluster </div> <div style="text-align: center;">  Additional Cluster </div> <div style="text-align: center;">  Climate Change Opportunity </div> </div>		
<p>Progress Indicator: ◊ Tests ◊ Homework / Classwork ◊ Projects ◊ Formative assessments ◊ Summative assessments ◊ Performance assessments</p>		
Mathematical Practices:		
<ol style="list-style-type: none"> 1. Make sense of problems and persevere in solving them. 2. Reason abstractly and quantitatively. 3. Construct viable arguments and critique the reason of others. 4. Model with mathematics. 5. Use appropriate tools strategically. 6. Attend to precision. 7. Look for and make use of structure. 8. Look for and express regularity in repeated reasoning. 		
Recommended Activities, Investigations, Interdisciplinary Connections, and/or Student Experiences to Explore NJSLS-CLKS within Unit		
<p>Essential Questions: Lesson 5.1: How can we use base-ten blocks to model decimal addition? Lesson 5.2: How can we use base-ten blocks to model decimal subtraction?</p>		

Lesson 5.3: How can we solve real-world decimal problems using addition?
Lesson 5.4: How can we solve real-world decimal problems using subtraction?
Lesson 5.5: How can we use addition or subtraction to describe a pattern or create a sequence with decimals?
Lesson 5.6: How can we add and subtract multi-digit numbers with decimals to the thousandths?
Lesson 5.7: How can we solve multi-step real-world problems involving addition and subtraction of money using decimal notation?

Essential Understandings:

Lesson 5.1: Using base-ten blocks to model decimal addition helps us visually understand the process of combining decimal values.
Lesson 5.2: Using base-ten blocks to model decimal subtraction provides a concrete representation of the process of taking away decimal values.
Lesson 5.3: Solving real-world decimal problems using addition allows us to apply mathematical concepts to everyday situations.
Lesson 5.4: Solving real-world decimal problems using subtraction helps us apply mathematical principles to practical situations.
Lesson 5.5: Using addition or subtraction to describe a pattern or create a sequence with decimals helps us recognize and generate numerical patterns.
Lesson 5.6: Adding and subtracting multi-digit numbers with decimals to the thousandths involves understanding place value and aligning decimal points.
Lesson 5.7: Solving multi-step real-world problems involving the addition and subtraction of money using decimal notation requires applying our knowledge of decimal operations and place value to manage financial transactions.

Vocabulary

- sequence
- term
- inverse operations

Suggested Activity Description:

Waggle, On the Spot Videos, Tier 2 and 3 Intervention Resources, Vocabulary Activities, Grab and Go Differentiation Kit, Explore and Guided/Independent Practice related to the NJSLS, Essential Question Discussion and Check-In, Share and Show, Basic Skills Review, Manipulative Activity, Reteach Activity, Reading Strategies Activity, Making Connections, Multilingual Support, Performance Task, Enrich Activity, Exit Ticket

Interdisciplinary Connections:

Language Arts:

1. Problem #9 on TB page 165.
2. Problem #9 on TB page 171.
3. Problem #7 on TB page 189.
4. Problem #6 on TB page 201.

Physical Education:

1. UNLOCK the Problem on TB page 191.
2. Problems #15-16 on TB page 193.

Spot Light On: *Acknowledge every student's comment or response, even if it's incorrect.*

Social and Emotional Learning: <i>Competencies</i>		Social and Emotional Learning: <i>Sub-Competencies</i>	
SEL Competencies: • Self- awareness • Social Awareness • Self- Management • Relationship Skills • Responsible Decision-Making		<ul style="list-style-type: none"> • Recognizing the importance of self-confidence in handling daily tasks and challenges. • Demonstrate an awareness of the expectations for social interactions in a variety of ways. • Demonstrate an understanding of the need for mutual respect when viewpoints differ. • Identify and apply ways to persevere through alternative methods to achieve goals. • Utilize positive communication and social skills to interact effectively with others. • Develop, implement, and model effective problem solving and critical thinking skills. 	
Assessments (Formative) <i>To show evidence of meeting the standard/s, students will successfully engage within:</i>		Assessments (Summative) <i>To show evidence of meeting the standard/s, students will successfully complete:</i>	
<u>Formative Assessments:</u> • Teacher Observations • Exit Tickets • Quizzes • Self Assessments • Math Journals • Homework/Classwork • Teacher created assessments		<u>Benchmarks & Summative Assessments:</u> Chapter/Unit Assessments • Standardized Tests • Project-based Assessments	
<p align="center">Differentiated Student Access to Content: Teaching and Learning <i>Resources/Materials</i></p>			
Core Resources	Alternate Core Resources <i>IEP/504/At-Risk/ESL</i>	ELL Core Resources	Gifted & Talented Core Resources
Go Math Workbook, Interactive Student Edition, ST MATH 60 minutes a week, Waggle, Math on the Spot Videos, iReady, Khan Academy, Illustrative Mathematics, Learn360, TeacherTube, BrainPOP, Freckle, LearnZillion, MobyMax, Achieve the Core, Desmos, RTI	Reteaching worksheets, Skill building workbook, Math manipulatives, iTools, Leveled practice worksheets	Multilingual glossary, eGlossary, Multilingual Activities on ED, Vocabulary Cards, Success for English Learners worksheets, Leveled Strategies for English Learners, Linguistic Support	ST MATH special projects, Enrichment worksheets, Art of Problem Solving, Leveled assessments

Supplemental Resources			
<p>Technology:</p> <ul style="list-style-type: none"> • Chromebooks • Online math manipulatives <p>Other:</p> <ul style="list-style-type: none"> • Google Classroom, Google Meets, Schoology, Interactive Workbooks • Illustrative Mathematics • insidemathematics.org • National Library of Virtual Manipulatives 			
Differentiated Student Access to Content: Recommended <i>Strategies & Techniques</i>			
Core Resources	Alternate Core Resources <i>IEP/504/At-Risk/ESL</i>	ELL Core Resources	Gifted & Talented Core
Deliver instruction utilizing varied learning styles including audio, visual, and tactile/kinesthetic, provide individual instruction as needed, modify assessments and/or rubrics, repeat	Utilize a multi-sensory (VAKT) approach during instruction, provide alternate presentations of skills by varying the method (repetition, simple explanations, additional examples, modeling, etc.), modify test content and/or format, allow students to retake test for additional credit, provide additional times and preferential seating as needed, review, restate and repeat directions, provide study guides, and/or break assignments into segments of shorter tasks.	Extend time requirements, preferred seating, positive reinforcement, check often for understanding/review, oral/visual directions/prompts when necessary, supplemental materials including use of an online bilingual dictionary, and modified assessment and/or rubric.	Create an enhanced set of introductory activities, integrate active teaching/learning opportunities, incorporate authentic components, propose interest-based extension activities, and connect student to related
NJSLS CAREER READINESS, LIFE LITERACIES & KEY SKILLS	Disciplinary Concept(s): Technology, Collaboration and Communication		
	Core Ideas:	The ability to solve problems effectively begins with gathering data, seeking resources, and applying critical thinking skills.	
	Performance Expectation/s:	9.4.5.CT.3: Describe how digital tools and technology may be used to solve problems.	

	Career Readiness, Life Literacies, & Key Skills Practices
	<p>Act as a responsible and contributing community member and employee.</p> <p>Attend to financial well-being.</p> <p>Consider the environmental, social and economic impacts of decisions.</p> <p>Demonstrate creativity and innovation.</p> <p>Utilize critical thinking to make sense of problems and persevere in solving them.</p> <p>Model integrity, ethical leadership and effective management.</p> <p>Plan education and career paths aligned to personal goals.</p> <p>Use technology to enhance productivity, increase collaboration and communicate effectively.</p> <p>Work productively in teams while using cultural/global competence.</p>

New Jersey Legislative Statutes and Administrative Code (place an "X" before each law/statute if/when present within the curriculum map)					
Amistad Law: <i>N.J.S.A. 18A 52:16A-88</i>	Holocaust Law: <i>N.J.S.A. 18A:35-28</i>	LGBT and Disabilities Law: <i>N.J.S.A. 18A:35-4.35</i>	X	Diversity & Inclusion: <i>N.J.S.A. 18A:35-4.36a</i>	Standards in Action: <i>Climate Change</i>