









Trimester	Unit Title	Recommended Instructional Days
1	Place Value and Decimals	8-10 days
Domain: Number and Operations in Base Ten		
<p><i>Strand:</i></p> <p> 5.NBT.A.1 Recognize that in a multi-digit number, a digit in one place represents 10 times as much as it represents in the place to its right and 1/10 of what it represents in the place to its left.</p> <p> 5.NBT.A.3 Read, write, and compare decimals to thousandths.</p> <p>a. Read and write decimals to thousandths using base-ten numerals, number names, and expanded form, e.g. $347.392 = 3 \times 100 + 4 \times 10 + 7 \times 1 + 3 \times (\frac{1}{10}) + 9 \times (\frac{1}{100}) + 2 \times (\frac{1}{1000})$.</p> <p> 5.NBT.A.3 Read, write, and compare decimals to thousandths.</p> <p>b. Compare two decimals to thousandths based on meanings of the digits in each place, using $>$, $=$, and $<$ symbols to record the results of comparisons.</p> <p> 5.NBT.A.4 Use place value understanding to round decimals to any place.</p> <p>Key:</p> <div style="display: flex; justify-content: space-around; align-items: center;"> <div style="text-align: center;"> Major Cluster</div> <div style="text-align: center;"> Supporting Cluster</div> <div style="text-align: center;"> Additional Cluster</div> <div style="text-align: center;"> Climate Change Opportunity</div> </div>		
Mathematical Practices:		
<p>1. Make sense of problems and persevere in solving them.</p> <p>2. Reason abstractly and quantitatively.</p> <p>3. Construct viable arguments and critique the reason of others.</p>		

4. Model with mathematics.
5. Use appropriate tools strategically.
6. Attend to precision.
7. Look for and make use of structure.
8. Look for and express regularity in repeated reasoning.

Recommended Activities, Investigations, Interdisciplinary Connections, and/or Student Experiences to Explore NJSLS-CLKS within Unit

Essential Questions:

- Lesson 4.1: How can we describe the relationship between two decimal place-value positions?
Lesson 4.2: How can we read, write, and represent decimals through thousandths?
Lesson 4.3: How can we compose and decompose multi-digit numbers with decimals.
Lesson 4.4: How can we use place value to compare and order decimals?
Lesson 4.5: How can we use place value to round decimals to a given place?

Essential Understandings:

- Lesson 4.1: Describing the relationship between two decimal place-value positions helps us understand how the value of a digit changes by a factor of ten depending on its position.
Lesson 4.2: Reading, writing, and representing decimals through thousandths enables us to work with precise measurements and understand the finer details of numerical data.
Lesson 4.3: Composing and decomposing multi-digit numbers with decimals helps us break down and build up decimal numbers.
Lesson 4.4: Using place value to compare and order decimals allows us to accurately determine the relative size of decimal numbers.
Lesson 4.5: Using place value to round decimals to a given place helps us simplify decimal numbers while maintaining a level of accuracy appropriate for the context.

Vocabulary

- thousandth

Suggested Activity Description:

Waggle, On the Spot Videos, Tier 2 and 3 Intervention Resources, Vocabulary Activities, Grab and Go Differentiation Kit, Explore and Guided/Independent Practice related to the NJSLS, Essential Question Discussion and Check-In, Share and Show, Basic Skills Review, Manipulative Activity, Reteach Activity, Reading Strategies Activity, Making Connections, Multilingual Support, Performance Task, Enrich Activity, Exit Ticket

Interdisciplinary Connections:

Language Arts:

1. Problem #9 on TB page 137.
2. Problem #15 on TB page 149.

Science:

1. Problem #17 on TB page 124.
2. See Cross-Curricular box on Teacher Edition page 131.
3. Problem #7 on TB page 137.

Social Studies:

1. See Cross-Curricular box on Teacher Edition page 131.

Physical Education:

1. Problem #11 on TB page 131.
2. Problem #12 on TB page 131.

Spot Light On: *Acknowledge every student's comment or response, even if it's incorrect.*

Social and Emotional Learning: <i>Competencies</i>	Social and Emotional Learning: <i>Sub-Competencies</i>
SEL Competencies: • Self- awareness • Social Awareness • Self- Management • Relationship Skills • Responsible Decision-Making	<ul style="list-style-type: none"> • Recognizing the importance of self-confidence in handling daily tasks and challenges. • Demonstrate an awareness of the expectations for social interactions in a variety of ways. • Demonstrate an understanding of the need for mutual respect when viewpoints differ. • Identify and apply ways to persevere through alternative methods to achieve goals. • Utilize positive communication and social skills to interact effectively with others. • Develop, implement, and model effective problem solving and critical thinking skills.
<p style="text-align: center;">Assessments (Formative) <i>To show evidence of meeting the standard/s, students will successfully engage within:</i></p>	<p style="text-align: center;">Assessments (Summative) <i>To show evidence of meeting the standard/s, students will successfully complete:</i></p>
<p>Formative Assessments:</p> <p>• Teacher Observations • Exit Tickets • Quizzes • Self Assessments • Math Journals • Homework/Classwork • Teacher created assessments</p>	<p>Benchmarks & Summative Assessments:</p> <p>Chapter/Unit Assessments • Standardized Tests • Project-based Assessments</p>

Differentiated Student Access to Content: Teaching and Learning <i>Resources/Materials</i>			
Core Resources	Alternate Core Resources <i>IEP/504/At-Risk/ESL</i>	ELL Core Resources	Gifted & Talented Core Resources
Go Math Workbook, Interactive Student Edition, ST MATH 60 minutes a week, Waggle, Math on the Spot Videos, iReady, Khan Academy, Illustrative Mathematics, Learn360, TeacherTube, BrainPOP, Freckle, LearnZillion, MobyMax, Achieve the Core, Desmos, RTI	Reteaching worksheets, Skill building workbook, Math manipulatives, iTools, Leveled practice worksheets	Multilingual glossary, eGlossary, Multilingual Activities on ED, Vocabulary Cards, Success for English Learners worksheets, Leveled Strategies for English Learners, Linguistic Support	ST MATH special projects, Enrichment worksheets, Art of Problem Solving, Leveled assessments
Supplemental Resources			
<p>Technology:</p> <ul style="list-style-type: none"> • Chromebooks • Online math manipulatives <p>Other:</p> <ul style="list-style-type: none"> • Google Classroom, Google Meets, Schoology, Interactive Workbooks • Illustrative Mathematics • insidemathematics.org • National Library of Virtual Manipulatives 			
Differentiated Student Access to Content: Recommended <i>Strategies & Techniques</i>			
Core Resources	Alternate Core Resources <i>IEP/504/At-Risk/ESL</i>	ELL Core Resources	Gifted & Talented Core
Deliver instruction utilizing varied learning styles including audio, visual, and tactile/kinesthetic, provide individual instruction as needed, modify assessments and/or rubrics, repeat	Utilize a multi-sensory (VAKT) approach during instruction, provide alternate presentations of skills by varying the method (repetition, simple explanations, additional examples, modeling, etc.), modify test content and/or format, allow students to retake	Extend time requirements, preferred seating, positive reinforcement, check often for understanding/review, oral/visual directions/prompts when necessary, supplemental materials including use of an online bilingual dictionary, and modified assessment and/or rubric.	Create an enhanced set of introductory activities, integrate active teaching/learning opportunities, incorporate authentic components, propose interest-based extension activities, and connect student to related

	test for additional credit, provide additional times and preferential seating as needed, review, restate and repeat directions, provide study guides, and/or break assignments into segments of shorter tasks.		
--	--	--	--

NJSLS CAREER READINESS, LIFE LITERACIES & KEY SKILLS	Disciplinary Concept(s): Technology, Collaboration and Communication		
	Core Ideas:	The ability to solve problems effectively begins with gathering data, seeking resources, and applying critical thinking skills.	
	Performance Expectation/s:	9.4.5.CT.3: Describe how digital tools and technology may be used to solve problems.	
	Career Readiness, Life Literacies, & Key Skills Practices		
	<p>Act as a responsible and contributing community member and employee.</p> <p>Attend to financial well-being.</p> <p>Consider the environmental, social and economic impacts of decisions.</p> <p>Demonstrate creativity and innovation.</p> <p>Utilize critical thinking to make sense of problems and persevere in solving them.</p> <p>Model integrity, ethical leadership and effective management.</p> <p>Plan education and career paths aligned to personal goals.</p> <p>Use technology to enhance productivity, increase collaboration and communicate effectively.</p> <p>Work productively in teams while using cultural/global competence.</p>		

New Jersey Legislative Statutes and Administrative Code
(place an "X" before each law/statute if/when present within the curriculum map)

Amistad Law: <i>N.J.S.A. 18A 52:16A-88</i>	Holocaust Law: <i>N.J.S.A. 18A:35-28</i>	LGBT and Disabilities Law: <i>N.J.S.A. 18A:35-4.35</i>	X	Diversity & Inclusion: <i>N.J.S.A. 18A:35-4.36a</i>	Standards in Action: <i>Climate Change</i>
---	---	---	----------	--	---