Pre-K Press

May 2024

Changes to Approved Assessment Tools!

IMPORTANT

Beginning in SY 24-25, there will be some changes to the list of progress monitoring tools. Check out the **Commissioner's List of Approved Prekindergarten Assessment Tools** to see which tools made the list. Don't fret! 99% of you use assessment tools that are still on the approved list. If, however, you are interested in checking out the new options available, visit the **Vendor Showcase** page, scroll down to the bottom, and click on each logo to learn more about the product.

Speaking of Assessments...

EOY assessments are wrapping up, and the window is closing soon! Please make sure you complete assessments in **all 5 required domains** so ECDS submissions to TEA meet the HQPK Progress Monitoring Component.

As a reminder, here are the required domains:

1. Emergent Literacy: Language and Communication **[Rapid Vocabulary Naming]**
2. Emergent Literacy: Reading **[Rapid Letter Naming]** ***Please** assess **all phonological awareness** items in order to gather solid data on students' Kindergarten readiness skills!*
3. Emergent Literacy: Writing **[Early Writing Skills (checklist)]**
4. Mathematics **[Mathematics]**
5. Health and Wellness (this includes Social and Emotional components) **[Social and Emotional - (5 checklists under Social and Emotional Behaviors]**

Items in **red are the CIRCLE Progress Monitoring items that assess for each domain. If you use a different assessment tool and need guidance on assessing the required domains, please reach out to Carey Peacock at carey.peacock@esc15.net.*

Help Me Help You...

I have a favor to ask... and it's a doozy! ***Really, it's **NOT!*****

I would like to have a nice snapshot of **2 important things** in our Region so that I can better support you throughout the school year. Those 2 important things are:

1. **What curriculum do you use?**
2. **What assessment tool do you use?**

To help me out, please reply to the **Help Me Help You** form.

***Here's a little incentive...*

*Whoever completes the form by **May 24th** will be entered to win a little surprise for your classroom!***

Region 15 Education Service Center

DAP CENTRAL

DEVELOPMENTALLY APPROPRIATE PRACTICES

Letter Knowledge:

EOY ABC Celebration

Celebrate **ALL** your young scholars have learned this year by throwing an **End-of-Year Alphabet Celebration!** Plan a day that revolves around the alphabet so that your tasks, activities, small teacher gifts, and (of course) snacks focus on the alphabet they've worked so hard on this year! If the entire alphabet in a day is too much, spread it out over a week and celebrate a few letters per day. Click the preview list below for the full alphabet!

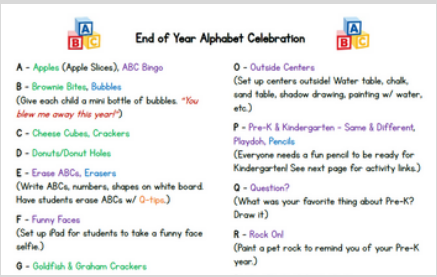
End of Year Alphabet Celebration

A - Apples (Apple Slices), ABC Bingo

B - Brownie Bites, Bubbles
(Give each child a mini bottle of bubbles. *You blew me away this year!*)

C - Cheese Cubes, Crackers

D - Donuts/Donut Holes

E - Erase ABCs, Erasers
(Write ABCs, numbers, shapes on white board. Have students erase ABCs w/ Q-tips.)

F - Funny Faces
(Set up iPad for students to take a funny face selfie.)

G - Goldfish & Graham Crackers

O - Outside Centers
(Set up centers outside! Water table, chalk, sand table, shadow drawing, painting w/ water, etc.)

P - Pre-K & Kindergarten - Same & Different, Playdoh, Pencils
(Everyone needs a fun pencil to be ready for Kindergarten! See next page for activity links.)

Q - Question?
(What was your favorite thing about Pre-K? Draw it!)

R - Rock On!
(Paint a pet rock to remind you of your Pre-K year.)



Math:

Ladybug Playdough Mats

Use these Ladybug Playdough Mats to practice fine motor skills, numeral recognition, counting, and cardinality. After using them with playdough, let children use a dry erase marker to write the numeral, the numeral name, and draw the correct number of dots for the ladybug. (They can write the numeral and numeral name anywhere on the ladybug!) After introducing and practicing this activity in small group, it will be a *perfect addition* to your Math Center. ("Addition"... Math Center... See what I did there?)

Writing:

Playing with Punctuation

After reading ***Exclamation Mark*** (found below in the Book Nook), let students play with punctuation to gain a better understanding. (PK4.IV.C.5) Write a list of sentences on chart paper, but leave off the punctuation. Include a few declarative, interrogative, and exclamatory sentences. Draw/write punctuation on sticky notes and place them randomly at the end of sentences. Read the sentences aloud - making sure to emphasize how it should be read according to punctuation. Discuss with children if that punctuation makes sense with that sentence and why or why not. (This could turn into a silly game rather quickly!) Have students rearrange the punctuation so the sentences make sense. Moving forward, leave the punctuation off and have students come up and write the correct punctuation mark.

See sample writing below in the Book Nook.

Social & Emotional:

Big Things Small Hands Can Do

Round out the year celebrating all of the things your amazing students ***can do*** with a year of school under their belt! Read *26 Big Things Small Hands Do* and then have students help create an anchor chart of all of the things they CAN DO! This can be added to over several days and displayed as a reminder of how awesome they are!

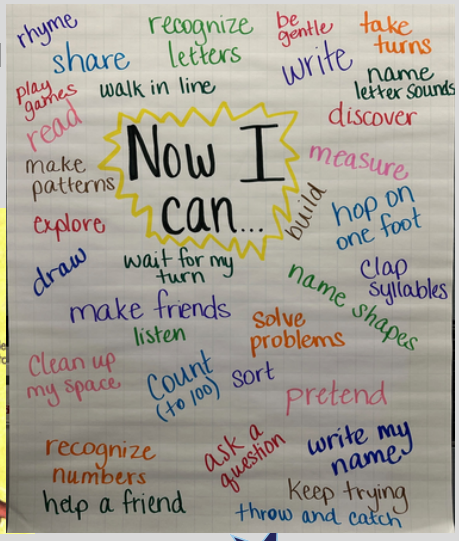

Region 15 Education Service Center

PRE-K BOOK NOOK



Clara Caterpillar

Such a clever caterpillar!
A carefree cabbage caterpillar named Clara, who becomes a common cream-colored butterfly, can't possibly compete with a catty, conceited caterpillar named Catisha, who becomes a captivating crimson-colored butterfly. Or can she? Not only full of alliteration, this book is PACKED with fun vocabulary students will love to use!



Some Smug Slug

This alliterative favorite tells a cautionary tale about a slug who must climb a slippery slope, in spite of the animals who are trying to stop him. Smirking and self-important, the slug keeps slithering his way up a highly suspect slope. Will the slug stop? Are the sparrow, the spider, and the swallowtail simply trying to sabotage the slug's progress? Why is everyone screaming at the slug?
Don't forget to look for the hidden S on every page!

Exclamation Mark

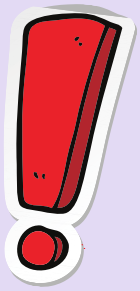

He stood out here.

He stood out there.

He tried everything to be more like them.
It's not easy being seen. Especially when you're NOT like everyone else. Especially when what sets you apart is YOU. Sometimes we squish ourselves to fit in. We shrink. Twist. Bend. Until -- ! -- a friend shows the way to endless possibilities. In this bold and highly visual book, an emphatic but misplaced exclamation point learns that being different can be very exciting! Period.

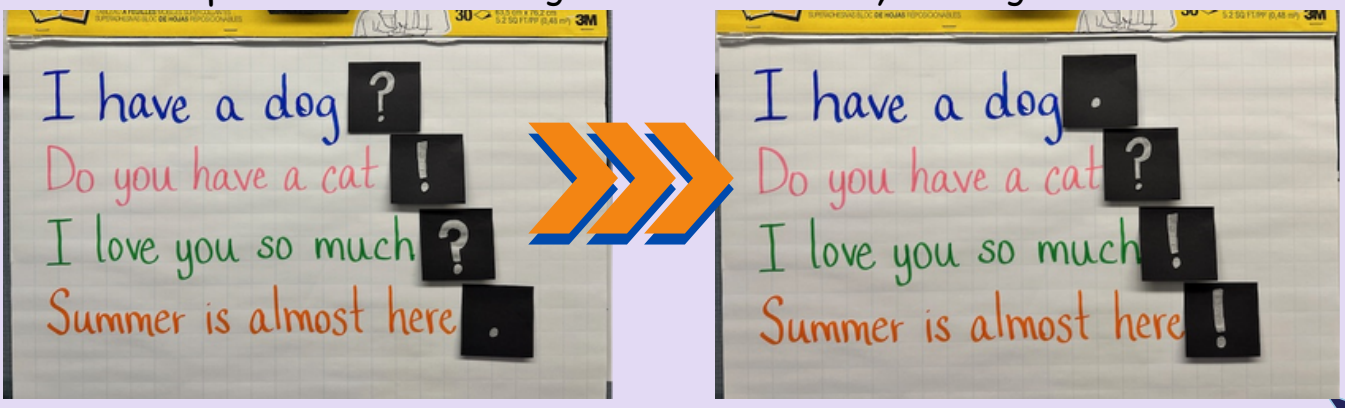

Region 15
Education Service Center

Pre-K PD Sessions
Summer 2024

- **The Power of Words... Even When There are None**
  (Wordless Picture Books in Early Childhood)

Unlock the potential of wordless picture books in your early childhood classroom! This session will be an illuminating exploration into the world of visual storytelling and its profound impact on language development, critical thinking, and creativity in our young scholars. Let's embark on a path where every child's voice is heard, even when there are no words.

6/20/24 - Session #312931

- **What's the Secret Code? Integrating Tech in Pre-K, Kinder, and 1st**

Tech integration can be a challenge with littles! Come get hands-on with ideas for your Pre-K, Kindergarten, and First-grade classrooms and learn to use Beebots across content areas. Plus, find out how to check them out to use in your classroom!

Session is full. Click to join the waitlist!

6/24/24 - Session #298445

- **To Clip or Not to Clip**

Dive into a thought-provoking session that examines the use of behavior clip charts in classrooms. Explore the impact of such systems and discover alternative approaches that foster positive behavior, student engagement, and a supportive learning environment. Join us as we consider/evaluate the dilemma that is behavior management while adding tools to support positive classroom culture and effective communication and collaboration between educators, students, and parents.



7/1/24 - Session #316650

- **What's in a Name? Teaching Letter Knowledge in Meaningful Ways**

Did you know that almost every language skill necessary for learning to read can be introduced using children's names? Children have very personal and emotional connections to their names. Let's take advantage of this connection to teach letter knowledge and literacy skills with meaning!

7/18/24 - Session #310937

- **2022 Texas Pre-K Guidelines**

New to Pre-K? (Or did you miss last summer's session?) Let's dive into the 2022 TPGs to gain understanding of student outcomes, experience activities that meet the outcomes, and add to your toolbox for SY 24-25!
Each participant will receive a copy of the 2022 TPGs!
THIS IS A REPEAT OF SUMMER 2023



7/22/24 - Session #317597

Region 15
EDUCATION SERVICE CENTER

ESC 15 ECE TEAM

Carey Peacock

Early Childhood Specialist
Region 15 ECDS Champion
carey.peacock@esc15.net
325-481-4046

AJ Braden

Texas School Ready Coordinator
(Child Care and Head Start)
amanda.braden@esc15.net
325-481-4080

Valerie Moos

Special Education Specialist:
ECSE, Transition, & Inclusion
valerie.moos@esc15.net
325-481-4053

NEW

CIRCLE Progress Monitoring Pilot Items

To ensure CIRCLE Progress Monitoring is aligned to the updated 2022 Pre-K Guidelines, CLI is launching pilot items in Phonological Awareness and Math. CLI sent out a short video in their newsletter regarding the new Phonological Awareness items, and you can view it **HERE**.

You are encouraged to assess these pilot items to support data analysis on these new items and provide insight as CLI continues to enhance CIRCLE Progress Monitoring.

CHECK IT OUT

Awesome Opportunity!

Click to find out more about how you can participate in the **CIT Project** with CLI/UTH. Teachers will be eligible to receive incentives for their time and participation.

Questions? Call or email Carey.

ENJOY THE SUMMER

Region 15 Education Service Center