Pre-K Press

November 2023

AMAZING Resource from TEA!

Early Childhood Education Best Practices

TEA has put together Best Practice Guides for Pre-K, Kinder, ***and*** Administrators! These Best Practice Guides provide information and support in developmentally appropriate practices, classroom arrangement, organization and routines, centers, lesson planning and curriculum implementation, daily schedules, ECSE, Emergent Bilingual students, and best practices for school readiness. Each section provides research-based information, exemplar photos (with more to come), and they are easily printable if you would like to create a "Guide Book" to keep handy.

To access them, go to the Early Childhood Education in Texas area of TEA's webpage. Click on **Early Childhood Education Best Practices Guides** in the "Related Content" box found at the lower right side of the page. Finally, click on the **Prekindergarten Best Practices** box on the left. *OR... simply click **HERE*** These will be updated with additional research and exemplars as TEA receives them. Essentially, it is a "living document" to serve as continuous support for best practices in early childhood education.

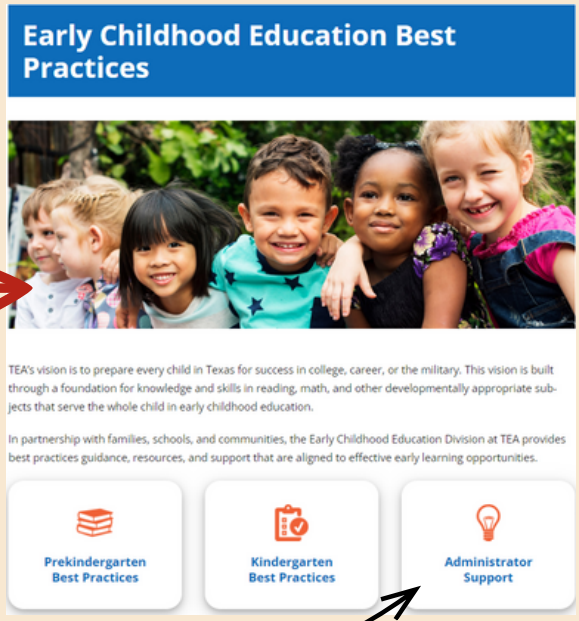

Be sure to share the **Administrator Support with your principal to help them better understand ECE!

World Kindness Day

World Kindness Day is Monday, November 13th!

During a month where we work to find gratitude and ways to be thankful, World Kindness Day is a great way to ***show*** our students how acts of kindness lead to gratitude and thankfulness. A wonderful way to highlight kindness is by creating a class book about being, well... kind! **Studentreasures Publishing** provides the means to create a beautiful, hardcover class book about your students' ideas and beliefs about kindness - *for **FREE**.*

**Families will have the option to order a copy for their child to keep, as well.*

Check out this sample book created by Kindergarten students!

Studentreasures Publishing

Region 15 Education Service Center

DAP CENTRAL

DEVELOPMENTALLY APPROPRIATE PRACTICES

Letter Knowledge

Fall Leaf Letter Match

Grab a bag a loose fall leaves, or snag a fall leaf garland and snip off the leaves. Write upper-case letters on the leaves. Write lower-case letters on clothespins. Have students attach a lower-case "stem" (clothespin) to the correct upper-case fall leaf. They can be used in small group, centers, or as a busy box first thing in the morning. Letter knowledge **and** fine motor skills for the win!

**I just cut the leaves off of a garland from Dollar General. ;)*

Math/Science, Language

Fall Free Sorting

Take a nature walk with your students and gather fall leaves, acorns, rocks, twigs, etc. (Or ask students to bring in fall items from outside their homes.) Place items in a bin and allow children to free sort. Once sorted, ask them about how and why they sorted the items the way they did. Use *rich vocabulary* like **smooth**, **rough**, **crisp**, **jagged** as you describe what you see. Talk about how some things are living/non-living. Count the items; count the groups.

SO MANY ways to use nature!

Math AND Fine Motor

Nothing says fall like pumpkin pie! And pumpkin pie just isn't pumpkin pie without whipped cream! Make math small group time sweet with these **Pumpkin Pie Playdough Mats**!
In this activity, children will work on recognizing the name of the numeral, creating "dollops of whipped cream" to correspond to the numeral, and counting the dollops to make sure they have the correct amount. That means you're also working on cardinality! Oh, and don't forget the fine motor skills that strengthening those little hands for future writing! After working with students in small group on this activity, it will be a great addition to your math center for children to continue to play with and practice all of those math and fine motor skills!



Grab mats HERE!

Soooo...

I'm TOTALLY #4! 😁

Region 15 Education Service Center

PRE-K BOOK NOOK



Thank You, Thanksgiving

In this exuberant Thanksgiving story, a little girl goes on a last-minute errand for her mother. Along the way, she thanks all the familiar things she loves—her warm boots, the song of the birds, the pretty clouds in the November sky. And when she gets home from her errand, her family thanks her for what she has brought.

While reading, be sure to ask children ***why*** she may be thankful for things like pretty clouds, the duck, and a hill. (There can be more than one answer!)
After reading, have children respond in their journal by drawing/writing something they are thankful for.



Apple Cake: a Gratitude

In this simple rhyming story, a child says thank you for the gifts nature provides, from hazelnuts in the hedge to apples from the tree, eggs from the hens to milk from the cow. Eventually, the family has enough ingredients to make something special… a delicious apple cake!
This sweet picture book encourages children to be grateful for the world around them – the perfect read for Thanksgiving.

This book is the PERFECT companion to *Thank You, Thanksgiving!*
What a wonderful opportunity to compare and contrast 2 different books with the same message! Just as you would with *Thank You, Thanksgiving, ask children* ***why*** *she may be thankful for things found in this book.*
After reading, create a T-chart to list things the child was thankful for in *Thank You, Thanksgiving* on one side and the things the child was thankful for in *Apple Cake* on the other. Discuss how we can be thankful for so MANY things - big, little, and in between. There is no limit to our gratitude!

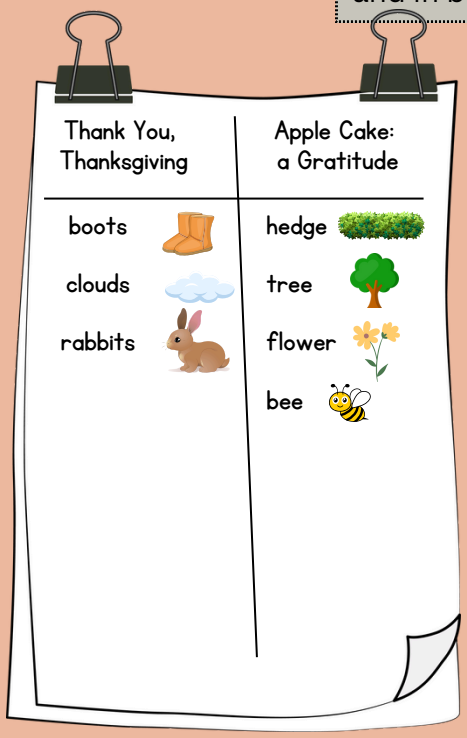

Help children remember the words added to the chart by adding visuals next to each item. You can easily find Google images, or you can use the ones I put together **HERE**.
Post the T-chart in the writing center, and encourage children to recreate the T-chart on their own.

Region 15
Education Service Center

PRE-K BOOK NOOK



Thank You, Thanksgiving

This sweet, rhyming counting book introduces young readers to numbers one through fifteen as Grandma's family and friends fill her tiny house on Brown Street. Neighbors, aunts, uncles, nieces, nephews, and grandkids crowd into the house and pile it high with treats for a family feast.
But when the walls begin to bulge and nobody has space enough to eat, one clever grandchild knows exactly what to do.

While reading, be sure to pause and count the family members and the items they bring. **After reading**, ask if they think there was enough food for everyone (why/why not?). **Make a connection:** Ask if anyone takes food to someone's house for Thanksgiving. If not, what would they take if they could?

Thanksgiving Rules

A young boy explains the rules for getting the most out of the Thanksgiving holiday from "the early bird gets the turkey" to "life is sweeter when you eat sweets." Even after eating his way through the buffet table, he leaves readers with the true recipe for a perfect Thanksgiving – a large helping of gratitude and thankfulness.

While reading, talk about how the different types of text/font can represent different things and cause you to read it in a different way. (Concepts of print) **After reading**, write a set of Thanksgiving Rules for the class before enjoying a Thanksgiving feast together. Talk about writing processes and conventions (TPGs found in PK4.IV.B & PK4.IV.C) as you write the list together.



How to Catch a Turkey

A turkey is running loose in a school right before a Thanksgiving play. Can YOU help catch it so the show can go on? Follow along as students turn their school upside down trying to catch the turkey, ending with a twist that ensures no turkeys are harmed (or eaten!). This hilariously zany picture book combines STEAM concepts and traps with a silly story and fun illustrations.

Just like October's, How to Catch a Monster, this book lends itself easily to STEAM activities after the read aloud! First, talk about the traps in the book and ***why they did NOT work.*** *Then, write a plan for creating a trap during whole group - including a possible list of items needed. Provide the tools and items, and let the children create their own traps. Working alone, with a partner, or as a group, you can tailor this to meet your needs. Have students explain how their traps will work. Don't forget to test the traps!* ****This could be a fabulous parent-engagement activity!***

Region 15 Education Service Center

ESC 15 ECE TEAM

HAPPY BIRTHDAY, CAREY!
(NOV. 25TH)

Carey Peacock

Early Childhood Specialist
Texas Home Learning Pre-K Coordinator
carey.peacock@esc15.net
325-481-4046

AJ Braden

Texas School Ready Coordinator
(Child Care and Head Start)
amanda.braden@esc15.net
325-481-4080

Valerie Moos

Special Education Specialist: ECSE, Transition, & Inclusion
valerie.moos@esc15.net
325-481-4053

Happy Thanksgiving!