

# Cypress-Fairbanks Independent School District

## Francone Elementary School

2024-2025



# Mission Statement

Equip students today to impact tomorrow

## Vision



Our Francone Falcons deserve the opportunity to SOAR in life. It is our commitment to enrich their educational foundation and provide limitless opportunities.












## Goals







District Goal 1: The percentage of students taking STAAR/EOC will increase performance at the Approaches Level from 80% to 90%, at the Meets Level from 56% to 71%, and at the Masters Level from 26% to 41% by 2029.

District Performance Objective 1.1: The percentage of eligible students scoring at the Approaches, Meets, and Masters Level on the District Progress Monitoring (DPMs) assessments will increase by 2% at the Approaches Level and 3% at the Meets and Masters Levels each year.

**Evaluation Data Sources:** STAAR RLA, Math, and Science

Strategy 1 Details	Formative Reviews		
<p><b>Strategy 1:</b> RLA: We will increase student capacity to write ECR's by expanding opportunities for reading across the campus by providing students with authentic literature in both classroom and school-wide libraries, offering flexible reading spaces, and providing struggling readers additional interventions and supports, such as small group instruction, opportunities to hear from authors and storytellers, and access to summer reading. From there, teachers will ensure vertical alignment of the skills needed to create written responses to this authentic literature.</p> <p><b>Strategy's Expected Result/Impact:</b> The percentage of students taking STAAR/EOC will increase performance at the Approaches Level from 80% to 90%, at the Meets Level from 56% to 71%, and at the Masters Level from 26% to 41% by 2029.</p> <p><b>Staff Responsible for Monitoring:</b> Instructional specialists, teachers, librarian, principal</p>	Formative		
	Nov	Feb	May
			









Strategy 2 Details	Formative Reviews		
<p><b>Strategy 2: Math:</b> Provide additional opportunities for students to practice computation and hands-on learning opportunities through small group instruction.</p> <p><b>Strategy's Expected Result/Impact:</b> The percentage of students taking STAAR/EOC will increase performance at the Approaches Level from 80% to 90%, at the Meets Level from 56% to 71%, and at the Masters Level from 26% to 41% by 2029.</p> <p><b>Staff Responsible for Monitoring:</b> Teachers, Instructional Specialists, APs</p>	<b>Formative</b>		
	<b>Nov</b>	<b>Feb</b>	<b>May</b>
			
Strategy 3 Details	Formative Reviews		
<p><b>Strategy 3: Science:</b> Provide hands-on learning opportunities through labs, vocabulary review and simulated experiences through whole group and small group learning opportunities.</p> <p><b>Strategy's Expected Result/Impact:</b> The percentage of students taking STAAR/EOC will increase performance at the Approaches Level from 80% to 90%, at the Meets Level from 56% to 71%, and at the Masters Level from 26% to 41% by 2029.</p> <p><b>Staff Responsible for Monitoring:</b> Instructional Specialists, APs.</p>	<b>Formative</b>		
	<b>Nov</b>	<b>Feb</b>	<b>May</b>
			
Strategy 4 Details	Formative Reviews		
<p><b>Strategy 4:</b> Students will receive lessons covering nutrition and fitness and will participate in fitness related events at the campus and district levels.</p> <p><b>Strategy's Expected Result/Impact:</b> Improved understanding of nutrition and fitness</p> <p><b>Staff Responsible for Monitoring:</b> Principal</p>	<b>Formative</b>		
	<b>Nov</b>	<b>Feb</b>	<b>May</b>
			
Strategy 5 Details	Formative Reviews		
<p><b>Strategy 5: Well-Rounded Education:</b> Students will be provided opportunities to participate in enrichment programs, courses, and/or activities in order to provide all students with a well-rounded education: Action Based Learning Lab, enrichment offerings, and Student Leadership celebrations.</p> <p><b>Strategy's Expected Result/Impact:</b> The percentage of students taking STAAR/EOC will increase performance at the Approaches Level from 80% to 90%, at the Meets Level from 56% to 71%, and at the Masters Level from 26% to 41% by 2029.</p> <p><b>Staff Responsible for Monitoring:</b> Principal, Instructional Specialists</p>	<b>Formative</b>		
	<b>Nov</b>	<b>Feb</b>	<b>May</b>
			
Strategy 6 Details	Formative Reviews		
<p><b>Strategy 6: At-Risk:</b> Students with an identified area of need based on STAAR or district progress monitoring will be provided with additional academic support based on their specific academic needs.</p> <p><b>Strategy's Expected Result/Impact:</b> The percentage of students taking STAAR/EOC will increase performance at the Approaches Level from 80% to 90%, at the Meets Level from 56% to 71%, and at the Masters Level from 26% to 41% by 2029.</p> <p><b>Staff Responsible for Monitoring:</b> Principal</p>	<b>Formative</b>		
	<b>Nov</b>	<b>Feb</b>	<b>May</b>
			

Strategy 7 Details	Formative Reviews		
<p><b>Strategy 7:</b> State Compensatory Education (SCE): Throughout the current school year, use the supplementary SCE funds to reduce the disparity in performance on STAAR between students at-risk of dropping out of school and other school district students as measured by educationally disadvantaged and at-risk students meeting or exceeding the STAAR performance targets.</p> <p><b>Strategy's Expected Result/Impact:</b> The percentage of students taking STAAR/EOC will increase performance at the Approaches Level from 80% to 90%, at the Meets Level from 56% to 71%, and at the Masters Level from 26% to 41% by 2029.</p> <p><b>Staff Responsible for Monitoring:</b> Principal</p>	Formative		
	Nov	Feb	May
			
<div style="display: flex; justify-content: space-around; align-items: center;"> <div style="text-align: center;">  No Progress         </div> <div style="text-align: center;">  Accomplished         </div> <div style="text-align: center;">  Continue/Modify         </div> <div style="text-align: center;">  Discontinue         </div> </div>			


District Goal 4: The percentage of students in grades K-2 who are proficient on the reading MAP or MClass assessment will increase from 90% to 95% by 2029.


District Performance Objective 4.1: The percentage of students who meet their RIT score or show observed growth on the MAP or MClass composite score will increase by 1% each year.

**Evaluation Data Sources:** MAP and MClass Data

Strategy 1 Details	Formative Reviews		
<p><b>Strategy 1:</b> Foundational TEKS will be taught daily utilizing HMH Structured Literacy Lessons.  <b>Strategy's Expected Result/Impact:</b> The percentage of K-2 students who are proficient on the reading MAP or mCLASS assessment will increase from 90% to 95% by 2029.  <b>Staff Responsible for Monitoring:</b> Principal</p>	Formative		
	Nov	Feb	May
			
Strategy 2 Details	Formative Reviews		
<p><b>Strategy 2:</b> Heggerty Phonemic Awareness Lessons are used in Kindergarten and First Grade daily.  <b>Strategy's Expected Result/Impact:</b> The percentage of K-2 students who are proficient on the reading MAP or mCLASS assessment will increase from 90% to 95% by 2029.  <b>Staff Responsible for Monitoring:</b> Principal</p>	Formative		
	Nov	Feb	May
			
Strategy 3 Details	Formative Reviews		
<p><b>Strategy 3:</b> We will use district and campus data to differentiate literacy instruction via individual conferences, small group instruction, and/or strategy group instruction.  <b>Strategy's Expected Result/Impact:</b> The percentage of K-2 students who are proficient on the reading MAP or mCLASS assessment will increase from 90% to 95% by 2029.  <b>Staff Responsible for Monitoring:</b> Principal</p>	Formative		
	Nov	Feb	May
			
Strategy 4 Details	Formative Reviews		
<p><b>Strategy 4:</b> We will maintain a monitoring notebook to document individual students' progress.  <b>Strategy's Expected Result/Impact:</b> The percentage of K-2 students who are proficient on the reading MAP or mCLASS assessment will increase from 90% to 95% by 2029.  <b>Staff Responsible for Monitoring:</b> Principal</p>	Formative		
	Nov	Feb	May
			

 No Progress

 Accomplished









 Continue/Modify







 Discontinue

District Goal 5: 90% of the students in grades 1-3 who did not meet the prior end-of-the-year RIT score will meet the 50% AMIRA Reading Mastery (ARM) score by 2029.

District Performance Objective 5.1: Establish a benchmark of the percentage of students who meet the 50% AMIRA Reading Mastery score.

**Evaluation Data Sources:** AMIRA Data

Strategy 1 Details	Formative Reviews		
<p><b>Strategy 1:</b> All students will complete 30-60 minutes per week within the AMIRA program and utilize the data to inform and adjust instruction.</p> <p><b>Strategy's Expected Result/Impact:</b> 90% of the students in grades 1-3 who did not meet the prior end-of-the-year RIT score will meet the 50% Amira Reading Mastery (ARM) score by 2029.</p> <p><b>Staff Responsible for Monitoring:</b> Principal</p>	Formative		
	Nov	Feb	May
			
Strategy 2 Details	Formative Reviews		
<p><b>Strategy 2:</b> Foundational TEKS will be taught daily utilizing HMH Structured Literacy Lessons.</p> <p><b>Strategy's Expected Result/Impact:</b> 90% of the students in grades 1-3 who did not meet the prior end-of-the-year RIT score will meet the 50% Amira Reading Mastery (ARM) score by 2029.</p> <p><b>Staff Responsible for Monitoring:</b> Principal</p>	Formative		
	Nov	Feb	May
			
Strategy 3 Details	Formative Reviews		
<p><b>Strategy 3:</b> Heggerty Phonemic Awareness Lessons will be used in Kindergarten and First Grade daily.</p> <p><b>Strategy's Expected Result/Impact:</b> 90% of the students in grades 1-3 who did not meet the prior end-of-the-year RIT score will meet the 50% Amira Reading Mastery (ARM) score by 2029.</p> <p><b>Staff Responsible for Monitoring:</b> Principal</p>	Formative		
	Nov	Feb	May
			
Strategy 4 Details	Formative Reviews		
<p><b>Strategy 4:</b> We will use district and campus data to differentiate literacy instruction via individual conferences, small group instruction, and/or strategy group instruction.</p> <p><b>Strategy's Expected Result/Impact:</b> 90% of the students in grades 1-3 who did not meet the prior end-of-the-year RIT score will meet the 50% Amira Reading Mastery (ARM) score by 2029.</p> <p><b>Staff Responsible for Monitoring:</b> Principal</p>	Formative		
	Nov	Feb	May
			




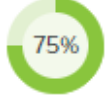

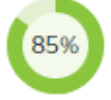




Strategy 5 Details	Formative Reviews		
<p><b>Strategy 5:</b> We will maintain a monitoring notebook to document individual students' progress.</p> <p><b>Strategy's Expected Result/Impact:</b> 90% of the students in grades 1-3 who did not meet the prior end-of-the-year RIT score will meet the 50% Amira Reading Mastery (ARM) score by 2029.</p> <p><b>Staff Responsible for Monitoring:</b> Principal</p>	Formative		
	Nov	Feb	May
			
<div style="display: flex; justify-content: space-around; align-items: center;"> <div style="text-align: center;">  No Progress         </div> <div style="text-align: center;">  Accomplished         </div> <div style="text-align: center;">  Continue/Modify         </div> <div style="text-align: center;">  Discontinue         </div> </div>			



District Goal 6: 90% of students in grades 4-5 who scored below the Approaches Level on the STAAR ELAR will meet the 50% AMIRA Reading Mastery (ARM) score by 2029.

District Performance Objective 6.1: Establish a benchmark of the percentage of students who meet the 50% AMIRA Reading Mastery score.









**Evaluation Data Sources:** AMIRA Data









Strategy 1 Details	Formative Reviews		
<p><b>Strategy 1:</b> All students will complete 30-60 minutes per week within the AMIRA program, and teachers will utilize the data to inform and adjust instruction.</p> <p><b>Strategy's Expected Result/Impact:</b> 90% of the students in grades 4-5 who scored below the Approaches Level on the STAAR ELAR will meet the 50% Amira Reading Mastery (ARM) score by 2029.</p> <p><b>Staff Responsible for Monitoring:</b> Principal</p>	<b>Formative</b>		
	<b>Nov</b>	<b>Feb</b>	<b>May</b>
			
Strategy 2 Details	Formative Reviews		
<p><b>Strategy 2:</b> Foundational TEKS will be taught daily (district-provided Curriculum).</p> <p><b>Strategy's Expected Result/Impact:</b> 90% of the students in grades 4-5 who scored below the Approaches Level on the STAAR ELAR will meet the 50% Amira Reading Mastery (ARM) score by 2029.</p> <p><b>Staff Responsible for Monitoring:</b> Principal</p>	<b>Formative</b>		
	<b>Nov</b>	<b>Feb</b>	<b>May</b>
			
Strategy 3 Details	Formative Reviews		
<p><b>Strategy 3:</b> We will use district and campus data to differentiate literacy instruction via individual conferences, small group instruction, and/or strategy group instruction.</p> <p><b>Strategy's Expected Result/Impact:</b> 90% of the students in grades 4-5 who scored below the Approaches Level on the STAAR ELAR will meet the 50% Amira Reading Mastery (ARM) score by 2029.</p> <p><b>Staff Responsible for Monitoring:</b> Principal</p>	<b>Formative</b>		
	<b>Nov</b>	<b>Feb</b>	<b>May</b>
			
<p style="text-align: center;">  No Progress                 Accomplished                 Continue/Modify                 Discontinue         </p>			

District Goal 7: The percentage of students in grades K-2 who are proficient on the math MAP will increase from 90% to 95% by 2029.

District Performance Objective 7.1: The percentage of students who meet their RIT score or show observed growth on the MAP will increase by 1% each year.

Evaluation Data Sources: MAP Data









Strategy 1 Details	Formative Reviews		
<p><b>Strategy 1:</b> Math teachers will plan high quality instruction that strengthens students' understanding of math TEKS via rigorous learning experiences with district provided lessons and resources, including the use of math manipulatives.</p> <p><b>Strategy's Expected Result/Impact:</b> The percentage of students in grades K-2 who are proficient on the math MAP will increase from 90% to 95% by 2029.</p> <p><b>Staff Responsible for Monitoring:</b> Principal</p>	<b>Formative</b>		
	<b>Nov</b>	<b>Feb</b>	<b>May</b>
			
Strategy 2 Details	Formative Reviews		
<p><b>Strategy 2:</b> Math teachers will facilitate fluency activities at least 10 minutes per day within the lesson cycle.</p> <p><b>Strategy's Expected Result/Impact:</b> The percentage of students in grades K-2 who are proficient on the math MAP will increase from 90% to 95% by 2029.</p> <p><b>Staff Responsible for Monitoring:</b> Principal</p>	<b>Formative</b>		
	<b>Nov</b>	<b>Feb</b>	<b>May</b>
			
Strategy 3 Details	Formative Reviews		
<p><b>Strategy 3:</b> Math teachers will model and expect students to use a problem-solving process.</p> <p><b>Strategy's Expected Result/Impact:</b> The percentage of students in grades K-2 who are proficient on the math MAP will increase from 90% to 95% by 2029.</p> <p><b>Staff Responsible for Monitoring:</b> Principal</p>	<b>Formative</b>		
	<b>Nov</b>	<b>Feb</b>	<b>May</b>
			
Strategy 4 Details	Formative Reviews		
<p><b>Strategy 4:</b> Math teachers will incorporate small group instruction to meet the needs of individual learners.</p> <p><b>Strategy's Expected Result/Impact:</b> The percentage of students in grades K-2 who are proficient on the math MAP will increase from 90% to 95% by 2029.</p> <p><b>Staff Responsible for Monitoring:</b> Principal</p>	<b>Formative</b>		
	<b>Nov</b>	<b>Feb</b>	<b>May</b>
			

Strategy 5 Details	Formative Reviews		
<p><b>Strategy 5:</b> Math teachers will track student progress using Progress Monitoring Notebook.</p> <p><b>Strategy's Expected Result/Impact:</b> The percentage of students in grades K-2 who are proficient on the math MAP will increase from 90% to 95% by 2029.</p> <p><b>Staff Responsible for Monitoring:</b> Principal</p>	Formative		
	Nov	Feb	May
			
Strategy 6 Details	Formative Reviews		
<p><b>Strategy 6:</b> Math teachers will use math manipulatives to help students develop a concept understanding of math TEKS.</p> <p><b>Strategy's Expected Result/Impact:</b> The percentage of students in grades K-2 who are proficient on the math MAP will increase from 90% to 95% by 2029.</p> <p><b>Staff Responsible for Monitoring:</b> Principal</p>	Formative		
	Nov	Feb	May
			
<div style="display: flex; justify-content: space-around; align-items: center;"> <div style="text-align: center;">  No Progress         </div> <div style="text-align: center;">  Accomplished         </div> <div style="text-align: center;">  Continue/Modify         </div> <div style="text-align: center;">  Discontinue         </div> </div>			

District Guardrail 1 - Safe and Supportive Schools: The superintendent shall provide a safe, disciplined, and supportive environment conducive to student learning.

**Performance Objective 1:** Student Safety: By the end of the current school year, 100% of the district's safety policies will be implemented.









**Evaluation Data Sources:** Record of safety drills and other required safety actions

Strategy 1 Details	Formative Reviews		
<p><b>Strategy 1:</b> Campus Safety: Complete BOTB lessons and provide access to reflective activities through guidance lessons offered by counselors.</p> <p><b>Strategy's Expected Result/Impact:</b> Office referrals will decrease by 1%</p> <p><b>Staff Responsible for Monitoring:</b> Assistant Principals</p>	<b>Formative</b>		
	<b>Nov</b>	<b>Feb</b>	<b>May</b>
			
Strategy 2 Details	Formative Reviews		
<p><b>Strategy 2:</b> Conduct Emergency Safety Drills: Fire, Evacuate (non-fire), Lock down, Secure, Shelter (Weather), and Shelter (Hazmat) throughout the year.</p> <p><b>Strategy's Expected Result/Impact:</b> 100% of Emergency Operating Procedure (EOP) safety drills will be conducted by scheduled deadlines.</p> <p><b>Staff Responsible for Monitoring:</b> APs</p>	<b>Formative</b>		
	<b>Nov</b>	<b>Feb</b>	<b>May</b>
			
 No Progress  Accomplished  Continue/Modify  Discontinue			

District Guardrail 1 - Safe and Supportive Schools: The superintendent shall provide a safe, disciplined, and supportive environment conducive to student learning.

**Performance Objective 2: Student Attendance:** By the end of the current school year, student attendance will be at 95% or higher.

**Evaluation Data Sources:** Student attendance records

Strategy 1 Details	Formative Reviews		
<b>Strategy 1:</b> Implement a campus attendance action plan that supports incremental growth toward a 95% overall attendance rate. <b>Strategy's Expected Result/Impact:</b> 95% overall attendance rate <b>Staff Responsible for Monitoring:</b> Principal	<b>Formative</b>		
	<b>Nov</b>	<b>Feb</b>	<b>May</b>
	 65%	 80%	
Strategy 2 Details	Formative Reviews		
<b>Strategy 2:</b> Implement a school-wide multi-tiered framework to address patterns of non-attendance (excused and unexcused absences) <b>Strategy's Expected Result/Impact:</b> 95% overall attendance rate <b>Staff Responsible for Monitoring:</b> Principal	<b>Formative</b>		
	<b>Nov</b>	<b>Feb</b>	<b>May</b>
	 80%	 80%	
 No Progress  Accomplished  Continue/Modify  Discontinue			

District Guardrail 1 - Safe and Supportive Schools: The superintendent shall provide a safe, disciplined, and supportive environment conducive to student learning.

**Performance Objective 3: Behavior Management:** In general, discipline will be designed to improve conduct and to encourage all students to be responsible members of the school community. Disciplinary action shall draw on the professional judgment of teachers and administrators and on a range of behavior management techniques, including restorative practices.







**Evaluation Data Sources:** Discipline reports

Strategy 1 Details	Formative Reviews		
<p><b>Strategy 1:</b> Violence Prevention: Teachers and students will participate in programming and monthly lessons that emphasize positive character traits. They will also engage in proactive, preventative measures aimed to teach rules, procedures, and expectations that create a positive school climate. Offer small group restorative opportunities centered around controlling anger and conflict resolution.</p> <p><b>Strategy's Expected Result/Impact:</b> Violent incidents will continue to be 0%</p> <p><b>Staff Responsible for Monitoring:</b> Counselors</p>	<b>Formative</b>		
	<b>Nov</b>	<b>Feb</b>	<b>May</b>
Strategy 2 Details	Formative Reviews		
<p><b>Strategy 2:</b> Behavior Management: Staff will be trained on PBIS best practices and are encouraged to use those strategies to help students contribute to the positive classroom/school environment. Class Meetings will take place on a weekly basis to facilitate SEL.</p> <p><b>Strategy's Expected Result/Impact:</b> Students will be equipped with self-management strategies.</p> <p><b>Staff Responsible for Monitoring:</b> Behavior Interventionist, APs</p>	<b>Formative</b>		
	<b>Nov</b>	<b>Feb</b>	<b>May</b>
Strategy 3 Details	Formative Reviews		
<p><b>Strategy 3:</b> Bullying Prevention: Staff and students participate in direct instruction emphasizing bullying prevention, recognizing bullying behaviors, appropriate intervention, timely reporting, and more appropriate social skills. In addition, the campus will develop appropriate action plans based on the results of the Safe Schools Survey.</p> <p><b>Strategy's Expected Result/Impact:</b></p> <ol style="list-style-type: none"> <li>1. Increased awareness and reporting of possible bullying incidents.</li> <li>2. Decrease in bullying incidents/behaviors.</li> <li>3. Improved classroom and/or school culture.</li> </ol> <p><b>Staff Responsible for Monitoring:</b> Principal, Assistant Principal(s), Campus Bullying Committee</p>	<b>Formative</b>		
	<b>Nov</b>	<b>Feb</b>	<b>May</b>
No Progress                 Accomplished                 Continue/Modify                 Discontinue			

District Guardrail 2 - Human Capital: The superintendent shall recruit, develop, and retain highly qualified and effective personnel.

**Performance Objective 1: Teacher/Paraprofessional Attendance:** By the end of the current school year, teacher/paraprofessional attendance will increase by .25%.







**Evaluation Data Sources:** Teacher/Paraprofessional Attendance Reports

Strategy 1 Details	Formative Reviews		
<p><b>Strategy 1:</b> Teacher/Paraprofessional Attendance: Recognize staff members who demonstrate exemplary attendance each nine weeks.  <b>Strategy's Expected Result/Impact:</b> Teacher/paraprofessional attendance will increase by .25%.</p>	Formative		
	Nov	Feb	May
			
<p style="text-align: center;">  No Progress                 Accomplished                 Continue/Modify                 Discontinue         </p>			

District Guardrail 2 - Human Capital: The superintendent shall recruit, develop, and retain highly qualified and effective personnel.

**Performance Objective 2:** Ensure that Teachers are Receiving High-Quality Professional Development: By the end of the current school year, 100% of teachers will receive professional development based on identified needs.

**Evaluation Data Sources:** Classroom implementation of professional learning  
Walk-throughs  
Lesson Plans







Strategy 1 Details	Formative Reviews		
<p><b>Strategy 1:</b> High-Quality Professional Development: District Professional Development Opportunities, Region IV Professional Development Opportunities, as well as additional opportunities that may be aligned with our most at-risk populations, such as conferences for instructional leaders, literacy trainings, student engagement, math, and science professional development.</p> <p><b>Strategy's Expected Result/Impact:</b> Meet or exceed targets for each state assessment.</p>	Formative		
	Nov	Feb	May
			
<p style="text-align: center;">  No Progress                 Accomplished                 Continue/Modify                 Discontinue         </p>			



District Guardrail 3 - Community Relations: The superintendent shall foster a culture of trust by providing accurate, timely and interactive communication to all stakeholders and encouraging parents and the community-at-large to be involved in CFISD schools.

**Performance Objective 1: Parent and Family Engagement:** By the end of the current school year, parent and family engagement will increase by 1%.

**Evaluation Data Sources:** Parent Survey  
Activity sign-in sheets/records

Strategy 1 Details	Formative Reviews		
<p><b>Strategy 1:</b> Parent and Family Engagement: Host high quality parent involvement events, advertising each event or activity through a variety of communication methods including: Smore Newsletters, School Messenger Emails, Remind messages, and Facebook.</p> <p><b>Strategy's Expected Result/Impact:</b> Parent and family engagement will increase by 1%.</p> <p><b>Staff Responsible for Monitoring:</b> Principal, APs, Teachers</p>	Formative		
	Nov	Feb	May
			
<p style="text-align: center;">  No Progress                 Accomplished                 Continue/Modify                 Discontinue         </p>			

# CPOC

<b>Committee Role</b>	<b>Name</b>	<b>Position</b>
Principal	Melissa Martin	Principal (there is only one principal)
Teacher #1	Tatiary Ozuna Lawson	Teacher #1
Teacher #2	Nicole Herrera	Teacher #2
Teacher #3	Margaret Choi	Teacher #3
Teacher #4	Juan Mayorca	Teacher #4
Teacher #5	Sade' Maxie	Teacher #5
Teacher #6	London Martin	Teacher #6
Teacher #7	Julie Henry	Teacher #7
Teacher #8	Kimberly Thibeaux	Teacher #8
Paraprofessional #1	Lynne Weixel	Paraprofessional #1
Paraprofessional #2	Paraprofessional #2	Paraprofessional #2
Other School Leader (Nonteaching Professional) #1	Keirstin Secrest	Other School Leader (Nonteaching Professional) #1
Other School Leader (Nonteaching Professional) #2	Brittany Thompson	Other School Leader (Nonteaching Professional) #2
Other School Leader (Nonteaching Professional) #3	David Martinez	Other School Leader (Nonteaching Professional) #3
Other School Leader (Nonteaching Professional) #4	Jennifer Rios	Other School Leader (Nonteaching Professional) #4
Administrator (LEA) #1	Jesse Clayburn	Administrator (LEA) #1
Administrator (LEA) #2	Jennifer O'Brian	Administrator (LEA) #2
Parent #1	Bricia Perez Roman	Parent #1
Parent #2	Cendy Soto	Parent #2
Community Member #1	Laura Stewart	Community Member #1
Community Member #2	Jesse Clayburn	Community Member #2
Business Representative #1	Ross Weidner	Business Representative #1
Business Representative #2	Alex Soler	Business Representative #2

# Addendums

# CYPRESS-FAIRBANKS ISD

## Standard Expectations

The following activities will no longer appear in the *District Improvement Plan* or the *Campus Improvement Plans*, since they represent practices that are expected to happen in an ongoing manner to provide instructional “standard operating procedures.”

### Curriculum and Instruction

- The District provides a common curriculum for all subjects at every grade level with appropriate learning experiences based on the Texas Essential Knowledge and Skills (TEKS) and ensures that all students, no matter which campus they attend, receive the same curriculum.
- The District curriculum staff updates and revises the curriculum regularly considering teacher input, state and district assessment data, and current research and best practices. The curriculum includes scope and sequence, pacing guides, instructional resources, model lessons, and assessment items that support the content area while addressing the needs of a diverse student population.
- The District curriculum resides in Schoology, the learning management system. Schoology is used to its fullest capacity: lesson planning, resource selection, assessments, data digging, and data interpretations for instructional decisions. Teacher teams, campus administrators and district staff use Performance Matters to disaggregate assessment data using various reports that allow them to view data at a district, campus, teacher, classroom and individual level.
- Teacher teams meet weekly (the appropriate number of times using Schoology) to plan collaboratively and develop effective, relevant lessons that focus on creating classroom experiences that meet students’ needs while maximizing first-time instruction and learning. These classroom experiences provide opportunities in which students
  - use technology (including but not limited to Chromebooks, online textbooks, animations/videos, simulations, reports, assessments, information graphics, probe ware, graphing calculators, programs, etc.) to support the learning of the TEKS;
  - generate and translate between multiple representations (graphs, diagrams, pictures, equations, tables, poems, advertisements, etc.);
  - develop academic language proficiency through speaking, reading, writing, and listening;
  - develop stamina to solve complex problems, read long passages and questions, and transfer knowledge to other situations and/or disciplines; and
  - have time to make sense of their learning (reflective journaling, student discourse, collaborative group work, Socratic seminars, etc.).
- The District provides and campuses follow student placement guidelines and scheduling protocols (Blue Book, Elementary Administrative Handbook, Master’s Scheduler Handbook, etc.) ensuring that students are placed in the appropriate classrooms/programs and are ready and able to achieve at high levels.

### Monitoring

- Campus leaders use various strategies, processes, and/or procedures to monitor the standard expectations to ensure fidelity. Examples include but are not limited to
  - review of lesson plans;
  - participation in team planning by administrators;
  - participation in data review/data dig sessions; and
  - monitor Schoology use.
- Campus leaders gather data, and coach teams and individual teachers in order to improve the impact of first-time instruction and learning.

### Assessment and Data Analysis

- The District develops and campuses administer assessments (District Progress Monitors, benchmark assessments, unit tests, check points, etc.) based on the established assessment calendars.
- Teacher teams review student data from multiple sources (DPMs, benchmark assessments, unit tests, check points, etc.) and develop a response that supports and defines methods for re-teaching and re-evaluating to ensure all students learn the content.
- Each teacher reviews data at the individual student level in an effort to adjust instruction and provide support so that every student has opportunity to master the content.

# 2024-2025 Elementary Content Area Standard Expectations

## Literacy (Reading and Writing)

- Maximize instructional time by developing, posting, and consistently following a literacy schedule.
- Teach/re-teach the reading and writing process throughout the school year and ensure that students read and write each day.
- Foundational TEKS should be taught daily through explicit and systematic instruction.
- Utilize reading and writing strategies to teach and reinforce critical TEKS (think aloud, modeling reading and writing processes in lessons, interactive read aloud with accountable talk, independent reading and writing, small group instruction, conferring, and whole group share time).
- Use varied, authentic literature as mentor texts in reading and writing.
- Allow student choice during independent reading time from classroom and digital libraries.
- Post and use anchor charts, created with students, in literacy classrooms.
- Maintain a monitoring notebook as documentation of individual student's progress observed during small group instruction and/or reading/writing conferences.
- Use varied, research-based strategies to teach revising and editing skills and apply language conventions within the context of writing.
- Use District and campus data to differentiate literacy instruction using individual conferences, small group instruction, and/or strategy group instruction.
- Integrate social studies and theater arts TEKS in literacy classes through read aloud and the reading and writing block.
- 1:1 Technology in the Language Arts classroom should provide opportunities for students to:
  - Use Chromebook devices to engage in face-to-face and digital creation and collaboration
  - Locate and access information and resources stored in different platforms such as Google Drive and Schoology
  - Communicate and share conclusions using digital tools such as Google Suite, Flipgrid, WeVideo etc.
  - Incorporate the use of digital tools such as:

▪ Google Suite	▪ Amira Suite
▪ Scholastic Literacy Pro	▪ HMH Suite
▪ Scholastic Storyworks (2 <sup>nd</sup> -5 <sup>th</sup> )	▪ Achieve 3000
▪ Boost Reading	▪ Schoology
  - Incorporate the use of technology inside the Language Arts classroom when it is the most effective and developmentally appropriate tool for the task being asked of the student
  - Utilize only after explicit and systematic instruction of literacy processes has occurred and not in place of first instruction

## Mathematics

- Model and expect students to use a problem-solving process.
- Post and use classroom-created anchor charts in math classrooms.
- Facilitate fact fluency/numeracy for 10-15 minutes daily during math instruction to develop automaticity. This can be accomplished using ST Math Puzzle Talks, Number Talks, Math Talks and other content conversation and fluency routines.
  - "Procedural fluency refers to knowledge of procedures, knowledge of when and how to use them appropriately, and skill in performing them flexibly, accurately, and efficiently." NRC (2001)
  - Automaticity is fast recall of facts which seemingly appear instant.
- Use math manipulatives to help students develop concept understandings.
- Include teaching strategies and questions designed to promote higher-level thinking in lesson plans to improve first-time learning, which includes time for productive struggle.
- Use and encourage students to use precise mathematical vocabulary.
- Use Interactive Math Notebooks in 2<sup>nd</sup>-5<sup>th</sup> grade.
- Incorporate the use of small-group instruction to meet the needs of individual learners.
- Encourage student discourse/discussion including "what do you notice/wonder" and justifications.
- 1:1 Technology in the math classroom should provide opportunities for students to:
  - Use Chromebook devices to engage in digital creation and collaboration
  - Incorporate the use of digital tools such as ST Math, Gizmos, Performance Matters, Interactive Textbook, Schoology, Google Suite, etc.
  - Incorporate the use of technology inside the math classroom when it is the most effective tool for the task being asked of the student
  - Communicate and share products using digital tools such as Google Suites, WeVideo, FlipGrid, etc.
  - Use technology to discover relationships and/or make connections between representations of mathematics, beyond skills practice

## Science

Teachers will develop science-literate students by creating learning opportunities using the 5E Instructional Model that engage students in scientific practices that require them to

- Ask questions, identify problems, plan and conduct classroom and field investigations to answer questions according to grade-level TEKS expectations (K-1 = 80% of the time, 2<sup>nd</sup>-3<sup>rd</sup> = 60% of the time, 4<sup>th</sup>-5<sup>th</sup> = 50% of the time).
- Use a science notebook (grades 2-5) to collect and organize data in simple graphs, tables, maps, and charts.
- Analyze data using math to derive meaning, identify patterns, and discover relationships.
- Engage in a common inquiry experience to make sense of and develop scientific concepts and vocabulary.
- Develop evidence-based explanations and communicate findings, conclusions, and proposed solutions.
- Engage respectfully in scientific discussion by listening, speaking, reading, and scientific writing.
- Incorporate the use of technology when it is the most effective tool for the task.
- 1:1 Technology in the science classroom should provide opportunities for students to:
  - Use Chromebook devices to engage in face-to-face and digital collaboration;
  - Locate and access information and resources stored in different platforms such as Google Drive and Schoology
  - Explore simulations (e.g. Explore Learning Gizmos, Interactive textbook, etc.);
  - Collect and represent data using digital tools such as digital microscopes, Google Suite, etc;
  - Communicate and share conclusions using digital tools such as; Google Suite, Flipgrid, WeVideo etc.

## Elementary Physical Education/Health (K-5)

- Utilize best practices for providing skills-based instruction in elementary physical education and health
- Utilize best practices to achieve moderate to vigorous physical activity
- Differentiate teaching strategies to meet individual student needs including allowing for student choice when possible and appropriate
- Provide engaging instruction with the goal of promoting the development of lifelong health and fitness
- Utilize technology to encourage movement and physical activity as appropriate
- Utilize district curriculum resources available to teachers to provide rigorous and relevant learning experiences
- Provide the required fitness assessments for students in grades three, four, and five
- Participate in activities and events that promote school and community involvement

## Elementary Music (K- 5)

- Develop the singing voice as the foundation of music learning through folk, patriotic, seasonal, and songs of diverse genres
- Provide music experiences through activities that include listening, movement, improvisation, and playing a variety of classroom pitched and unpitched instruments
- Create lessons and utilize activities that develop understanding of the elements of music such as rhythm, dynamics, melody, harmony, tone color (timbre), texture, and form
- Utilize district curriculum resources available to teachers to provide rigorous and relevant learning experiences
- Use 1:1 technology as a resource for self-exploration of topics and careers in music
- Encourage students to connect learning in music with other areas of knowledge such as math, reading, and social studies
- Participate in activities and events that promote school and community involvement

## Visual Arts (K–5)

- Model and teach artistic thinking – which means prompting curiosity and asking questions to develop ideas.
- Create open-ended lessons encouraging the voice and experiences of students through creative approaches and unique solutions.
- Introduce a variety of processes/media to demonstrate skills and techniques (not solutions).
- Explore careers associated with visual culture.
- Encourage students to connect learning in art with other areas of knowledge such as math, reading, and social studies.
- Reflect on teaching practices to enhance professional development.
- Utilize the resources available to teachers including the CFISD adopted instructional materials, 1:1 technology, CFISD Benchmarks and CFISD Curriculum Standards.
- Encourage excellence by providing multiple opportunities for the students to compete in various settings including the Houston Rodeo School Art Contest, and the Texas Elementary Art Meet (TEAM contest).
- Participate in activities and events that promote school and community involvement, such as campus and districtwide art exhibits.