


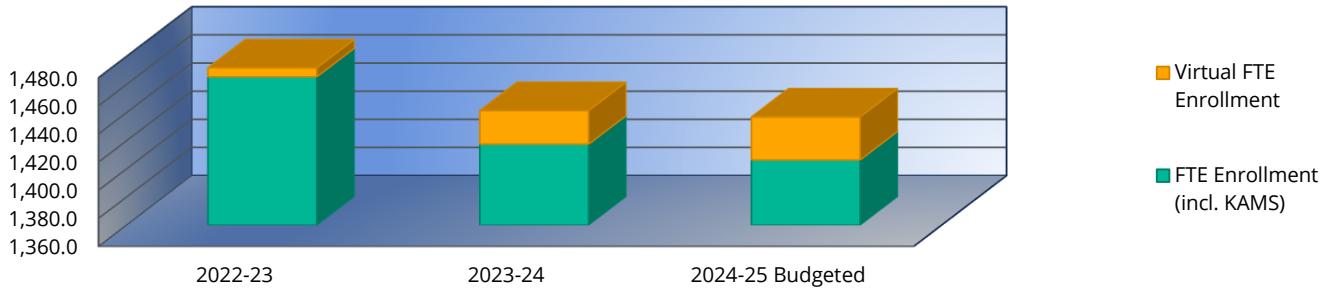
# Financial Accountability Report

USD #: D0506  
 USD Name: Labette County  
 County Name: Labette  
 School Year: 2025



## Full Time Equivalency (FTE) Enrollment\*

|                             | 2022-23        | 2023-24        | 2024-25 Budgeted |
|-----------------------------|----------------|----------------|------------------|
| FTE Enrollment (incl. KAMS) | 1,465.5        | 1,417.6        | 1,406.4          |
| Virtual FTE Enrollment      | 6.3            | 23.8           | 30.5             |
| <b>Total FTE Enrollment</b> | <b>1,471.8</b> | <b>1,441.4</b> | <b>1,436.9</b>   |

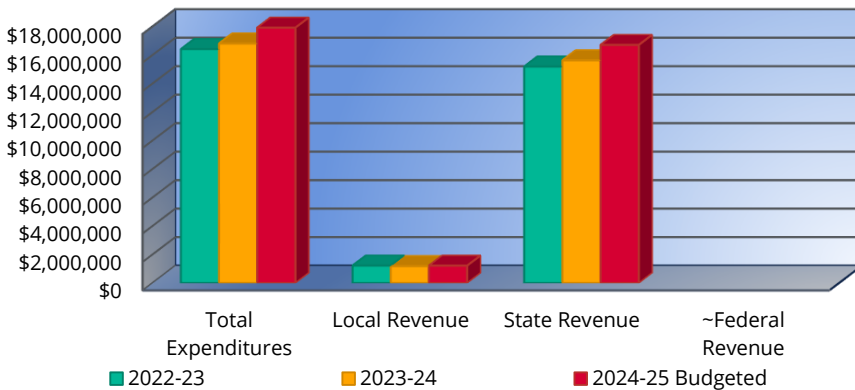


\* Includes 2/20 count.

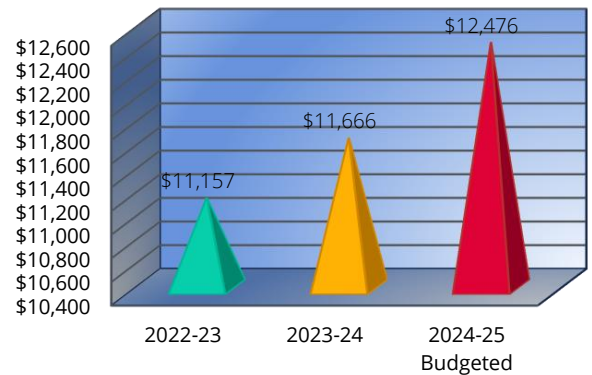
## General & Supplemental General (06 & 08)

|                                     | 2022-23             | 2023-24             | 2024-25 Budgeted    |
|-------------------------------------|---------------------|---------------------|---------------------|
| <b>*Total Expenditures</b>          | <b>\$16,420,385</b> | <b>\$16,815,349</b> | <b>\$17,927,112</b> |
| <b>Total Expenditures per Pupil</b> | <b>\$11,157</b>     | <b>\$11,666</b>     | <b>\$12,476</b>     |
| Local Revenue                       | \$1,221,771         | \$1,182,316         | \$1,215,512         |
| State Revenue                       | \$15,198,614        | \$15,633,033        | \$16,711,600        |
| ~Federal Revenue                    | N/A                 | N/A                 | N/A                 |

Total Expenditures



Total Expenditures per Pupil



\* Total Expenditures may not equal the sum of state, federal and local revenue. Typically this is a result of low assessed valuation and/or the large amount of federal property and federal impact aid in some districts.

~ 2022 Sub for House Bill 2567 removed Federal Impact Aid from the State Foundation Aid formula. Therefore, Federal Revenue is not applicable for these funds starting 2022-23.


# Financial Accountability Report

USD #: D0506

USD Name: Labette County

County Name: Labette

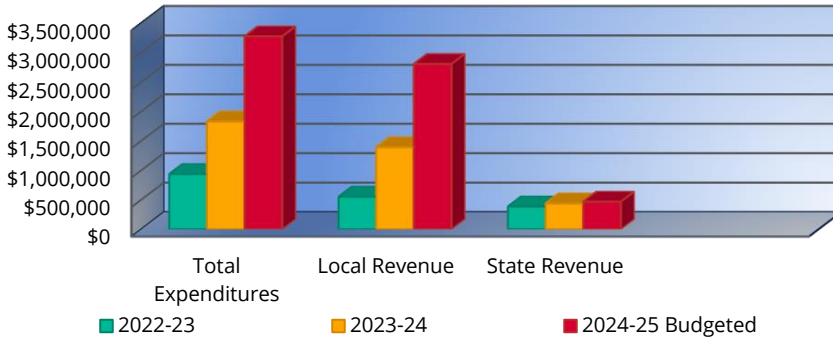
School Year: 2025



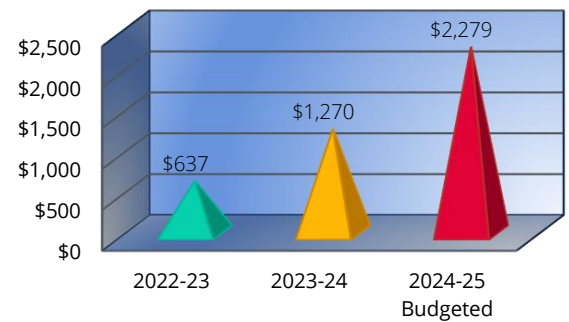
## Capital Outlay (16)

|                                     | 2022-23          | 2023-24            | 2024-25 Budgeted   |
|-------------------------------------|------------------|--------------------|--------------------|
| <b>*Total Expenditures</b>          | <b>\$937,722</b> | <b>\$1,830,883</b> | <b>\$3,275,000</b> |
| <b>Total Expenditures per Pupil</b> | <b>\$637</b>     | <b>\$1,270</b>     | <b>\$2,279</b>     |
| Local Revenue                       | \$551,718        | \$1,392,403        | \$2,807,253        |
| State Revenue                       | \$386,004        | \$438,480          | \$467,747          |
| Federal Revenue                     | \$0              | \$0                | \$0                |

Total Expenditures



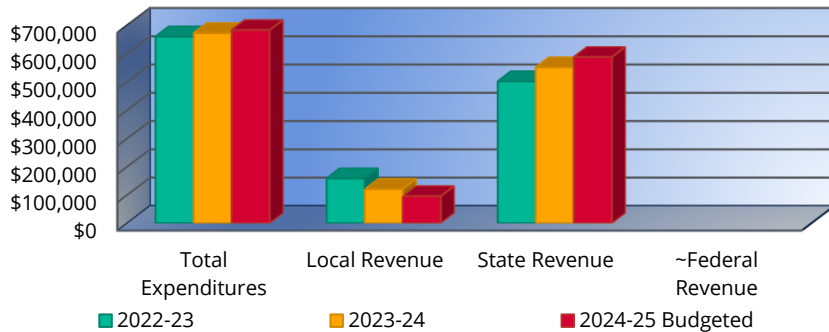
Total Expenditures per Pupil



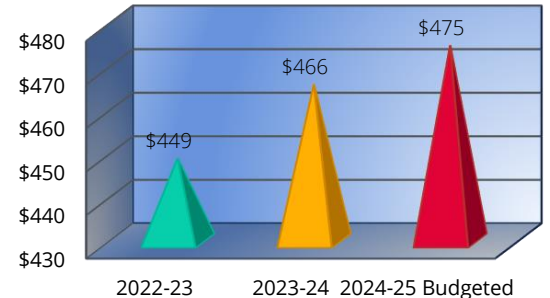
## Bond & Interest (62 & 63)

|                                     | 2022-23          | 2023-24          | 2024-25 Budgeted |
|-------------------------------------|------------------|------------------|------------------|
| <b>*Total Expenditures</b>          | <b>\$660,143</b> | <b>\$672,216</b> | <b>\$683,130</b> |
| <b>Total Expenditures per Pupil</b> | <b>\$449</b>     | <b>\$466</b>     | <b>\$475</b>     |
| Local Revenue                       | \$158,434        | \$120,999        | \$95,638         |
| State Revenue                       | \$501,709        | \$551,217        | \$587,492        |
| ~Federal Revenue                    | N/A              | N/A              | N/A              |

Total Expenditures



Total Expenditures per Pupil



\* Total Expenditures may not equal the sum of state, federal and local revenue. Typically this is a result of low assessed valuation and/or the large amount of federal property and federal impact aid in some districts.

~ Federal Revenue is not applicable to Bond & Interest funds.


# Financial Accountability Report

USD #: D0506

USD Name: Labette County

County Name: Labette

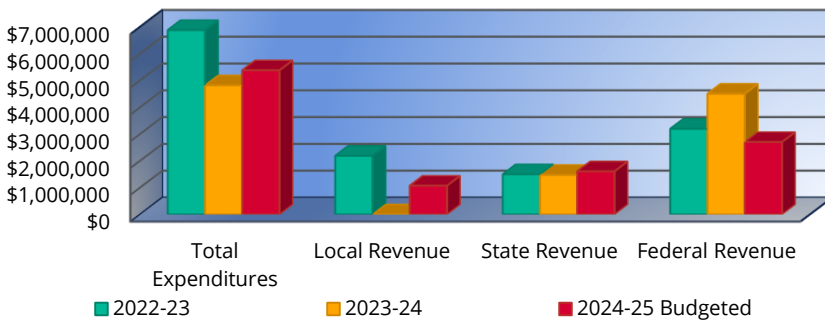
School Year: 2025



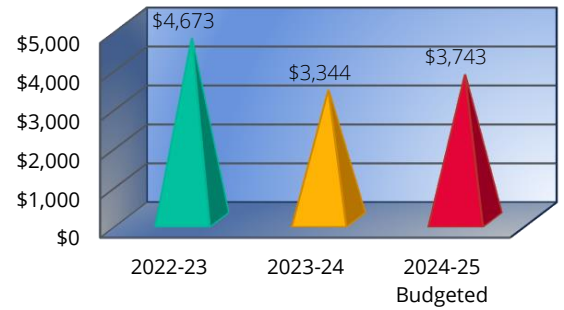
## All Other Funds

|                                     | 2022-23            | 2023-24            | 2024-25 Budgeted   |
|-------------------------------------|--------------------|--------------------|--------------------|
| <b>*Total Expenditures</b>          | <b>\$6,878,007</b> | <b>\$4,819,929</b> | <b>\$5,378,505</b> |
| <b>Total Expenditures per Pupil</b> | <b>\$4,673</b>     | <b>\$3,344</b>     | <b>\$3,743</b>     |
| Local Revenue                       | \$2,188,162        | \$0                | \$1,070,573        |
| State Revenue                       | \$1,495,776        | \$1,475,473        | \$1,606,947        |
| Federal Revenue                     | \$3,194,069        | \$4,502,735        | \$2,700,985        |

Total Expenditures



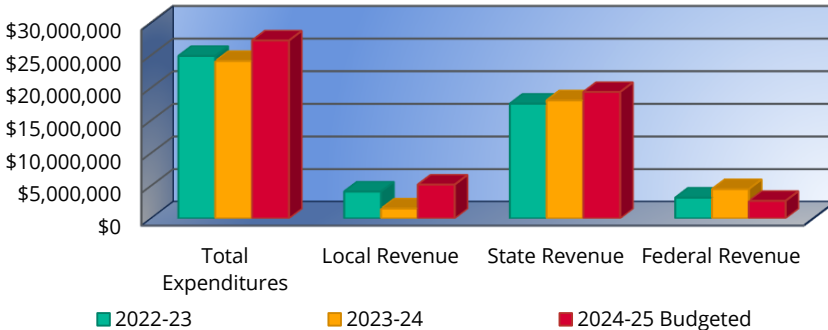
Total Expenditures per Pupil



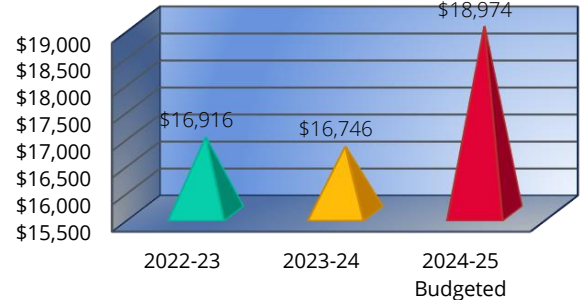
## Total of All Funds

|                                     | 2022-23             | 2023-24             | 2024-25 Budgeted    |
|-------------------------------------|---------------------|---------------------|---------------------|
| <b>*Total Expenditures</b>          | <b>\$24,896,257</b> | <b>\$24,138,377</b> | <b>\$27,263,747</b> |
| <b>Total Expenditures per Pupil</b> | <b>\$16,916</b>     | <b>\$16,746</b>     | <b>\$18,974</b>     |
| Local Revenue                       | \$4,120,085         | \$1,537,439         | \$5,188,976         |
| State Revenue                       | \$17,582,103        | \$18,098,203        | \$19,373,786        |
| Federal Revenue                     | \$3,194,069         | \$4,502,735         | \$2,700,985         |

Total Expenditures



Total Expenditures per Pupil



\* Total Expenditures may not equal the sum of state, federal and local revenue. Typically this is a result of low assessed valuation and/or the large amount of federal property and federal impact aid in some districts.

# Financial Accountability Report

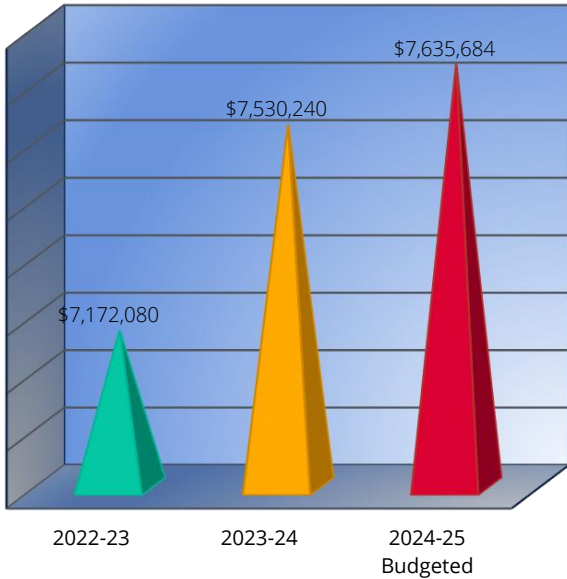
USD #: D0506  
 USD Name: Labette County  
 County Name: Labette  
 School Year: 2025



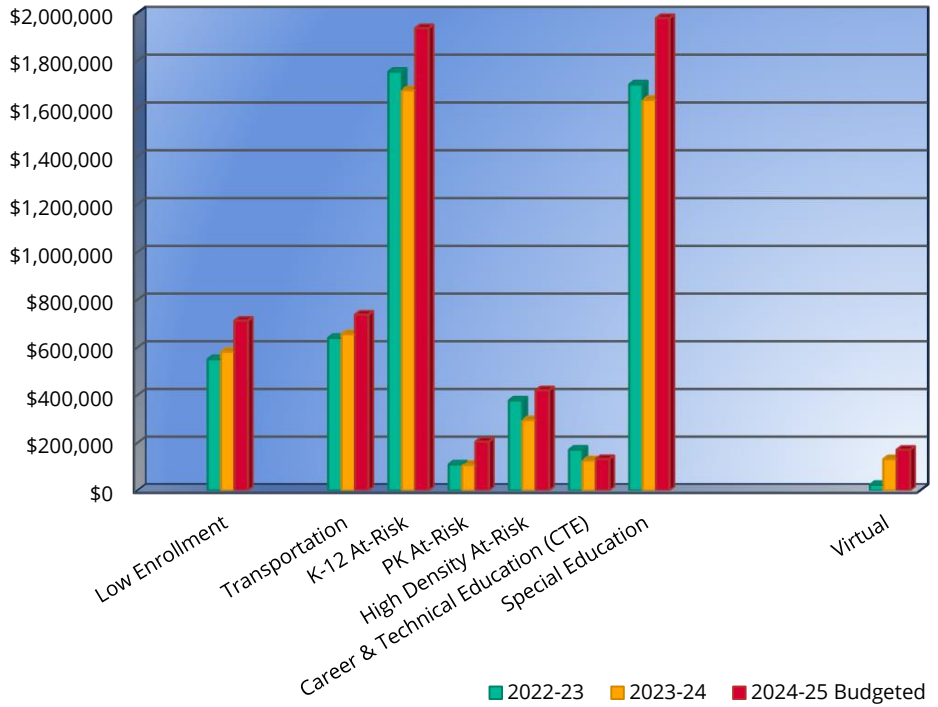
## State Aid

|  | 2022-23     | 2023-24     | 2024-25 Budgeted |
|--|-------------|-------------|------------------|
| Base State Aid                               | \$7,172,080 | \$7,530,240 | \$7,635,684      |
| High Enrollment State Aid                    | \$0         | \$0         | \$0              |
| Low Enrollment State Aid                     | \$550,506   | \$581,558   | \$712,047        |
| School Facilities State Aid                  | N/A         | N/A         | N/A              |
| Transportation State Aid                     | \$639,672   | \$655,334   | \$737,324        |
| K-12 At-Risk State Aid                       | \$1,754,252 | \$1,677,005 | \$1,936,618      |
| PK At-Risk State Aid                         | \$109,035   | \$106,848   | \$204,364        |
| High Density At-Risk State Aid               | \$377,503   | \$295,104   | \$420,022        |
| Career & Technical Education (CTE) State Aid | \$171,064   | \$126,182   | \$131,761        |
| Special Education State Aid                  | \$1,701,271 | \$1,636,516 | \$1,978,584      |
| Bilingual State Aid                          | \$0         | \$0         | \$0              |
| Ancillary State Aid                          | \$0         | \$0         | \$0              |
| Cost of Living State Aid                     | \$0         | \$0         | \$0              |
| Virtual State Aid                            | \$23,240    | \$131,040   | \$170,800        |

BASE State Aid




All Other State Aid



Note: The scale for each chart will vary based on individual district's data.

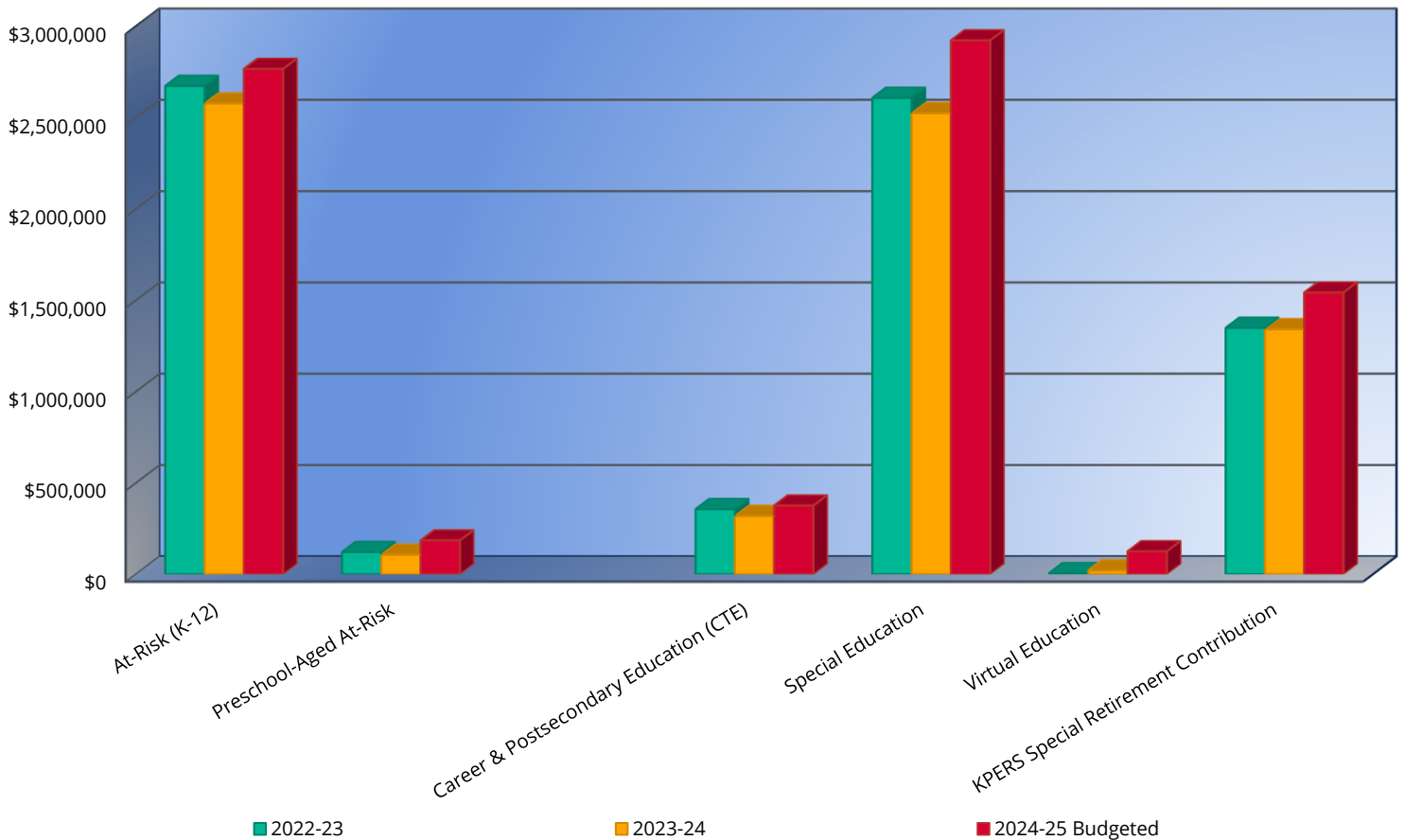
# Financial Accountability Report

USD #: D0506  
 USD Name: Labette County  
 County Name: Labette  
 School Year: 2025



## Total Expenditures of Selected Funds

|   | 2022-23     | 2023-24     | 2024-25 Budgeted |
|---|-------------|-------------|------------------|
| At-Risk (K-12) - 13                         | \$2,673,897 | \$2,578,053 | \$2,766,880      |
| Preschool-Aged At-Risk - 11                 | \$121,000   | \$106,971   | \$185,080        |
| Bilingual Education - 14                    | \$0         | \$0         | \$0              |
| Career & Postsecondary Education (CTE) - 34 | \$355,962   | \$318,960   | \$376,000        |
| Special Education - 30                      | \$2,608,389 | \$2,524,890 | \$2,923,186      |
| Virtual Education - 15                      | \$5,400     | \$20,489    | \$125,000        |
| KPERS Special Retirement Contribution - 51  | \$1,349,125 | \$1,341,344 | \$1,542,546      |




## Supplemental General (08) Transfers

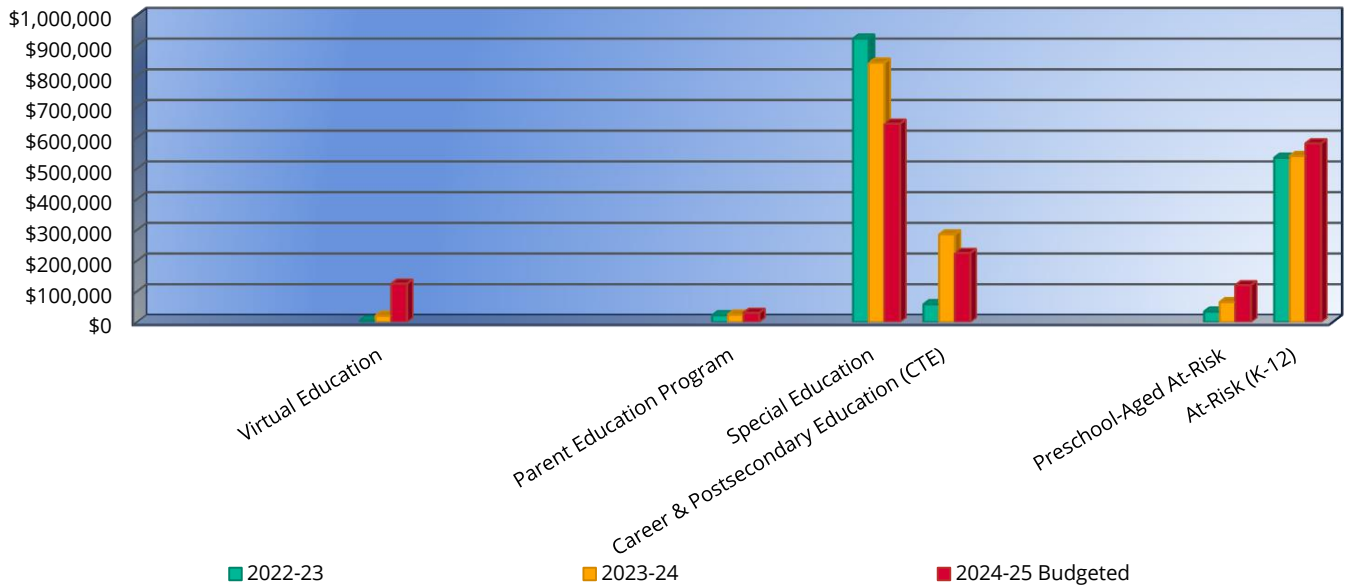
Note: The scale for each chart will vary based on individual district's data.

# Financial Accountability Report

USD #: D0506  
 USD Name: Labette County  
 County Name: Labette  
 School Year: 2025



|   | 2022-23   | 2023-24   | 2024-25 Budgeted |
|---|-----------|-----------|------------------|
| Adult Education - 10                        | \$0       | \$0       | \$0              |
| Adult Supplemental Education - 12           | \$0       | \$0       | \$0              |
| Bilingual Education - 14                    | \$0       | \$0       | \$0              |
| Virtual Education - 15                      | \$5,400   | \$20,489  | \$125,000        |
| Driver Training - 18                        | \$0       | \$0       | \$0              |
| Extraordinary School Program - 22           | \$0       | \$0       | \$0              |
| Food Service - 24                           | \$0       | \$0       | \$0              |
| Professional Development - 26               | \$0       | \$0       | \$0              |
| Parent Education Program - 28               | \$22,000  | \$24,000  | \$30,000         |
| Summer School - 29                          | \$0       | \$0       | \$0              |
| Special Education - 30                      | \$923,137 | \$844,906 | \$646,000        |
| Career & Postsecondary Education (CTE) - 34 | \$58,000  | \$285,500 | \$225,000        |
| Special Reserve Fund - 47                   | \$0       | \$0       | \$0              |
| Special Liability Expense Fund - 42         | \$0       | \$0       | \$0              |
| Textbook & Student Material Revolving - 55  | \$0       | \$0       | \$0              |
| Preschool-Aged At-Risk - 11                 | \$34,000  | \$65,000  | \$120,000        |
| At-Risk (K-12) - 13                         | \$535,000 | \$540,786 | \$581,880        |



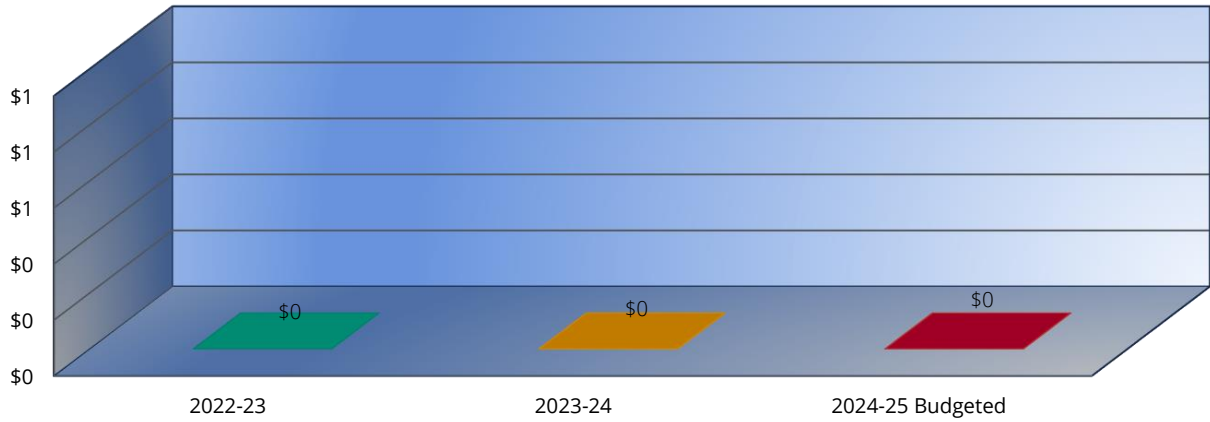

## Article 6, Section 6 Constitutional Challenge

|  | 2022-23 | 2023-24    | 2024-25 Budgeted |
|--|---------|------------|------------------|
| Total Expenditures                                       | \$0     | \$0        | \$0              |
| <b>Aggregate Expenditures from 7/1/2010 to 6/30/2024</b> |         | <b>\$0</b> |                  |

Note: The scale for each chart will vary based on individual district's data.

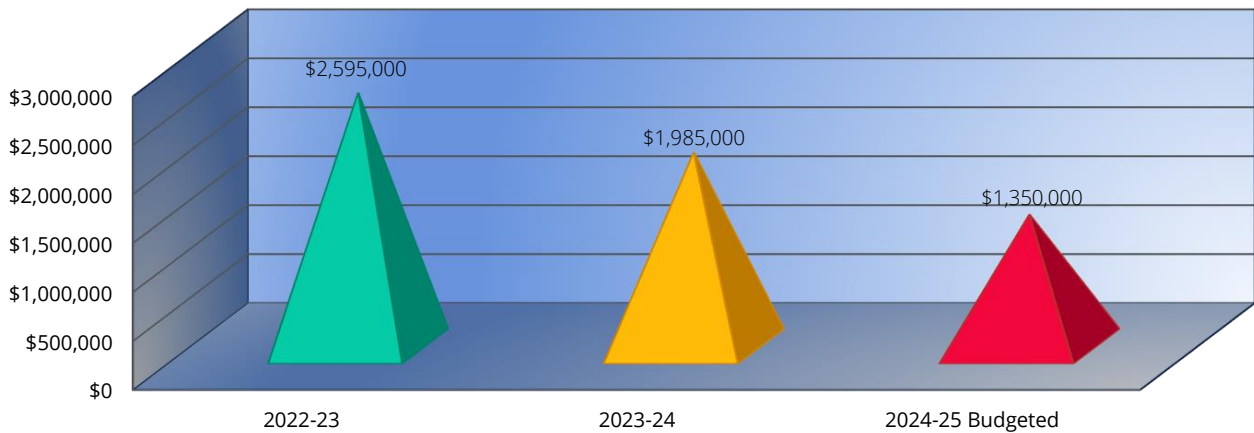
# Financial Accountability Report

USD #: D0506  
 USD Name: Labette County  
 County Name: Labette  
 School Year: 2025



## General Obligation Bonded Indebtedness


|                                | 2022-23     | 2023-24     | 2024-25 Budgeted |
|--------------------------------|-------------|-------------|------------------|
| Outstanding Principal (July 1) | \$2,595,000 | \$1,985,000 | \$1,350,000      |



Note: The scale for each chart will vary based on individual district's data.

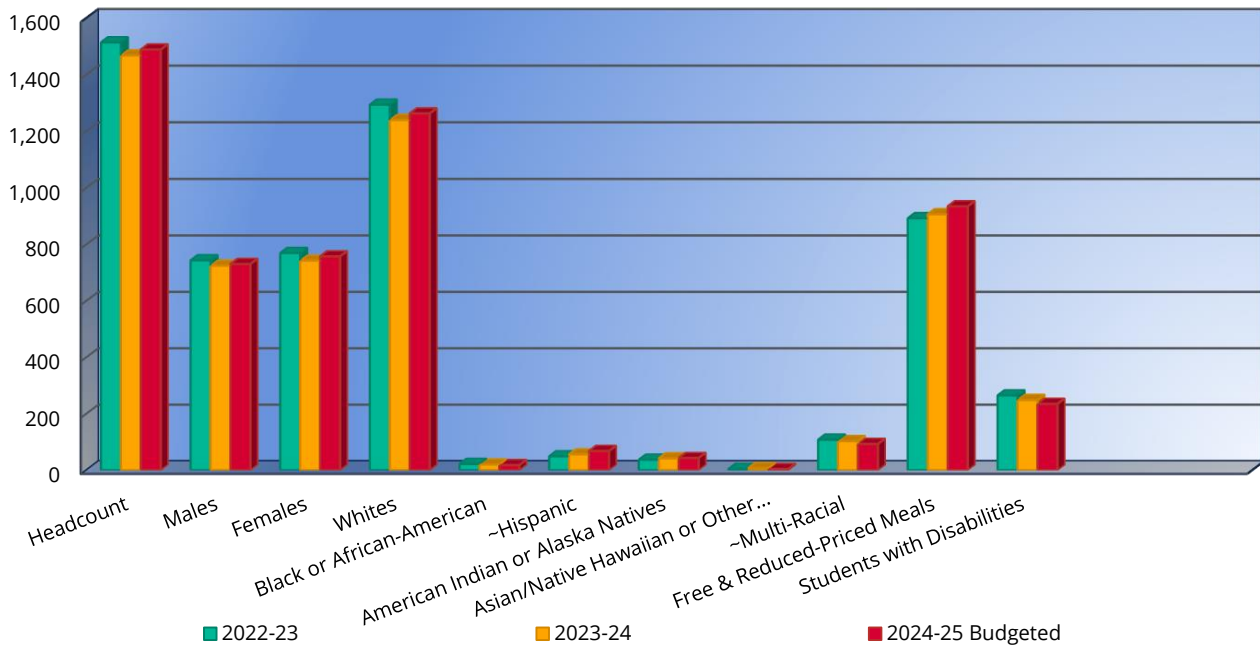
# Financial Accountability Report

USD #: D0506  
 USD Name: Labette County  
 County Name: Labette  
 School Year: 2025



## Demographic Headcount<sup>1</sup>

|   | 2022-23 | 2023-24 | 2024-25 Budgeted |
|---|---------|---------|------------------|
| Headcount                                       | 1,514   | 1,468   | 1,489            |
| Males   | 744     | 725     | 731              |
| Females   | 770     | 743     | 758              |
| Whites  | 1,294   | 1,240   | 1,263            |
| Black or African-American                       | 22      | 20      | 18               |
| ~Hispanic                                       | 49      | 56      | 68               |
| American Indian or Alaska Natives               | 37      | 42      | 43               |
| Asian/Native Hawaiian or Other Pacific Islander | 4       | 7       | 4                |
| ~Multi-Racial                                   | 108     | 103     | 93               |
| Free & Reduced-Priced Meals                     | 893     | 907     | 935              |
| Students with Disabilities                      | 265     | 249     | 235              |
| English Language Learners                       | 0       | 0       | 0                |
| <sup>2</sup> Migrant                            | 0       | 0       | N/A              |



1 Demographic Data is unaudited.

2 Districts are in the process of submitting Migrant data for the budgeted year.

~ Students that identify as Hispanic and multi-racial are reported only as Hispanic based on federal reporting guidelines.