






# **NEURODIVERSITY AWARENESS WEEK**

<b>MONDAY</b> <b>APRIL 7TH</b>	<b>TUESDAY</b> <b>APRIL 8TH</b>	<b>WEDNESDAY</b> <b>APRIL 9TH</b>	<b>THURSDAY</b> <b>APRIL 10TH</b>	<b>FRIDAY</b> <b>APRIL 11TH</b>
<b><u>Magnificent Minds</u></b> Wear a hat to celebrate magnificent minds 	<b><u>We Are All A Team</u></b> Wear your favorite sport team's jersey to show we are all a team 	<b><u>What's Your Passion?</u></b> Dress to show something you love 	<b><u>Mismatch Day</u></b> Wear unique or mismatched clothing 	<b><u>Sensory Friendly</u></b> Be comfy and sensory friendly in your favorite cozy clothes 
<b><u>Handprint Craft</u></b> Each student will trace their hand and decorate it for our bulletin board! Please be sure to write words of kindness.	<b><u>Charades</u></b> Students will learn how to communicate without using words by playing charades.	<b><u>Sensory Playdate</u></b> Classes will go outside to the courtyard and work together to do sensory activities.	<b><u>Thoughtful Thursday</u></b> Participate in mindful activities such as drawing, word searches and more.	<b><u>Spring Scavenger Hunt</u></b> Take the class outside for a sensory scavenger hunt. Students will search for objects in nature that correspond to sensory descriptions



# NEURODIVERSITY AWARENESS WEEK

## Sensory Activities

### **Playdough Sculpting**

What You Need: Playdough, cookie cutters, rolling pins, plastic utensils.

Activity: Students can use playdough to create different shapes, animals, or structures. You can also introduce a theme like "space" where they make planets and stars or "underwater" for ocean creature

### **Water Sensory Play**

What You Need: A shallow container of water, sponges, cups, etc.

Activity: Have students explore the water with different tools—squeezing sponges, pouring water from one cup to another, or using toys to "swim" through the water. Add temperature variations by using warm or cold water

### **Anything But a Paintbrush**

What you need: Bubble wrap, cotton balls, sponges, (or students can fingerprint!)

Activity: Have students create a picture using anything BUT a paintbrush.

### **Sensory Bottles/Bags**

What you need: Plastic water bottles, glitter, beads, water or clear dish soap

Activity: Students will make their own sensory bottles

### **Sensory Scavenger Hunt**

What you need: Scavenger hunt paper

Activity: Take your class outside to look for items different in:  
Sight, Touch, Sound  
Smell, Movement,  
Temperature, Shape,  
Pattern, Textures