

# ***Miller Place UFSD*** ***Student Performance Results*** ***2022-2024***

**Susan G. Craddock, Assistant Superintendent**

**Presentation to the Board of Education**

**March 26, 2025**

*Empowering excellence today, developing tomorrow's achievers, forever Miller Place proud.*



# Miller Place UFSD Strategic Plan



## Pillar II: Student Academic Performance Improvements

*“The district is unwavering in its commitments to raising the bar on academic excellence. Through data-driven strategies, guidance of personalized student interests and strengths, and support of educators, we will equip our students to excel academically while becoming confident and adaptable learners.”*

*Empowering excellence today, developing tomorrow’s achievers, forever Miller Place proud.*



# **New York State Regents Exams**

## **2022-2024**

*Empowering excellence today, developing tomorrow's achievers, forever Miller Place proud.*



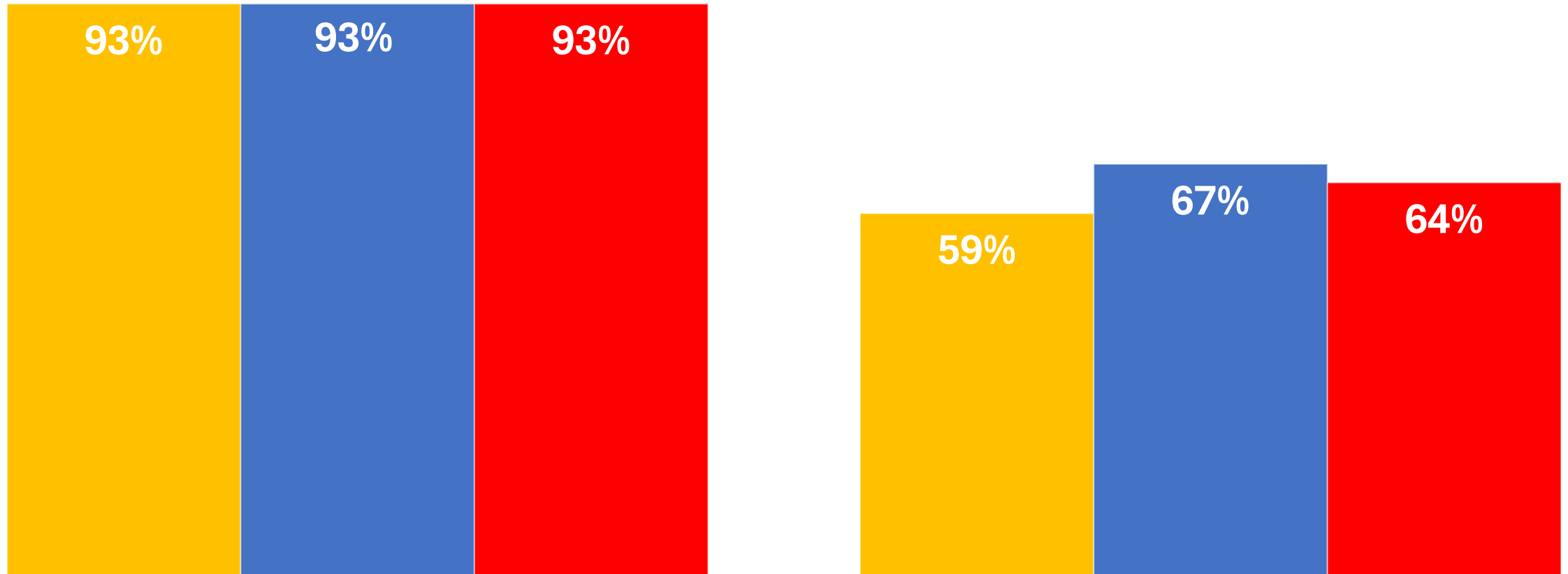
# English Language Arts Regents

## 2022-2024

*Empowering excellence today, developing tomorrow's achievers, forever Miller Place proud.*



# English Language Arts Regents (Grade 11)



PROFICIENCY

MASTERY

■ 2022 ■ 2023 ■ 2024



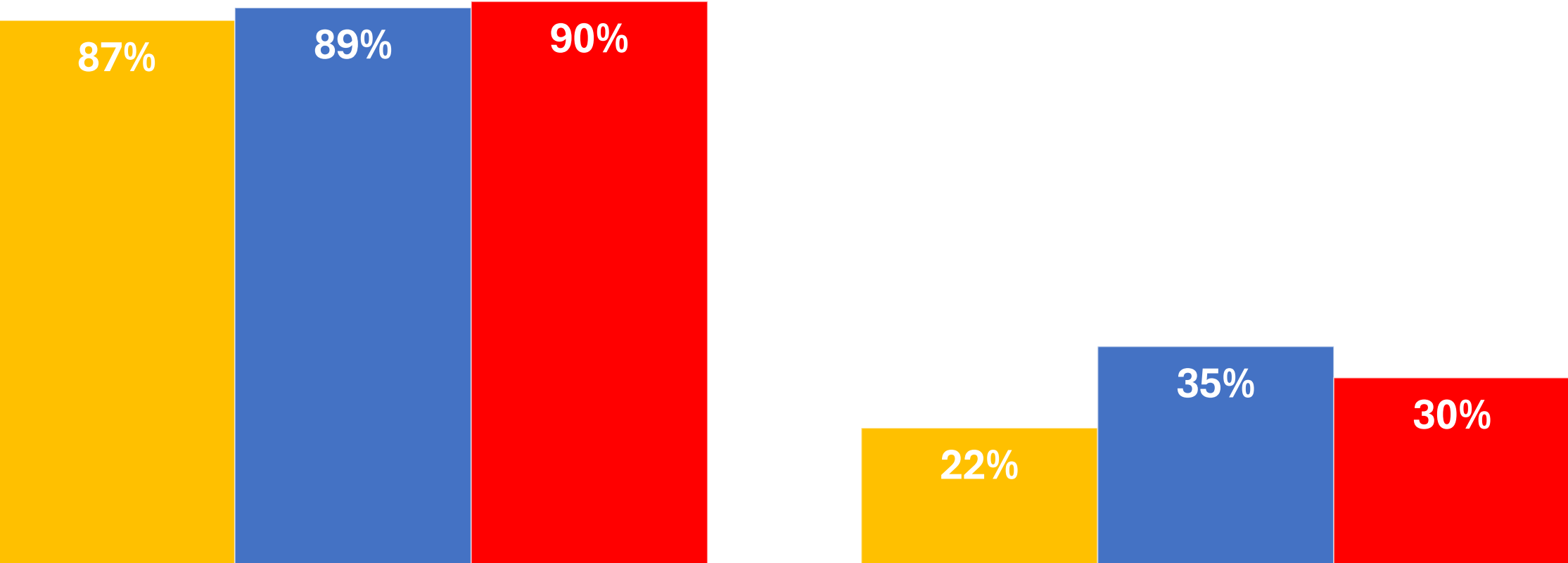
*Empowering excellence today, developing tomorrow's achievers, forever Miller Place proud.*

# Math Regents 2022-2024

*Empowering excellence today, developing tomorrow's achievers, forever Miller Place proud.*



# Algebra I Regents (Grade 8 Accelerated/Grade 9)



PROFICIENCY

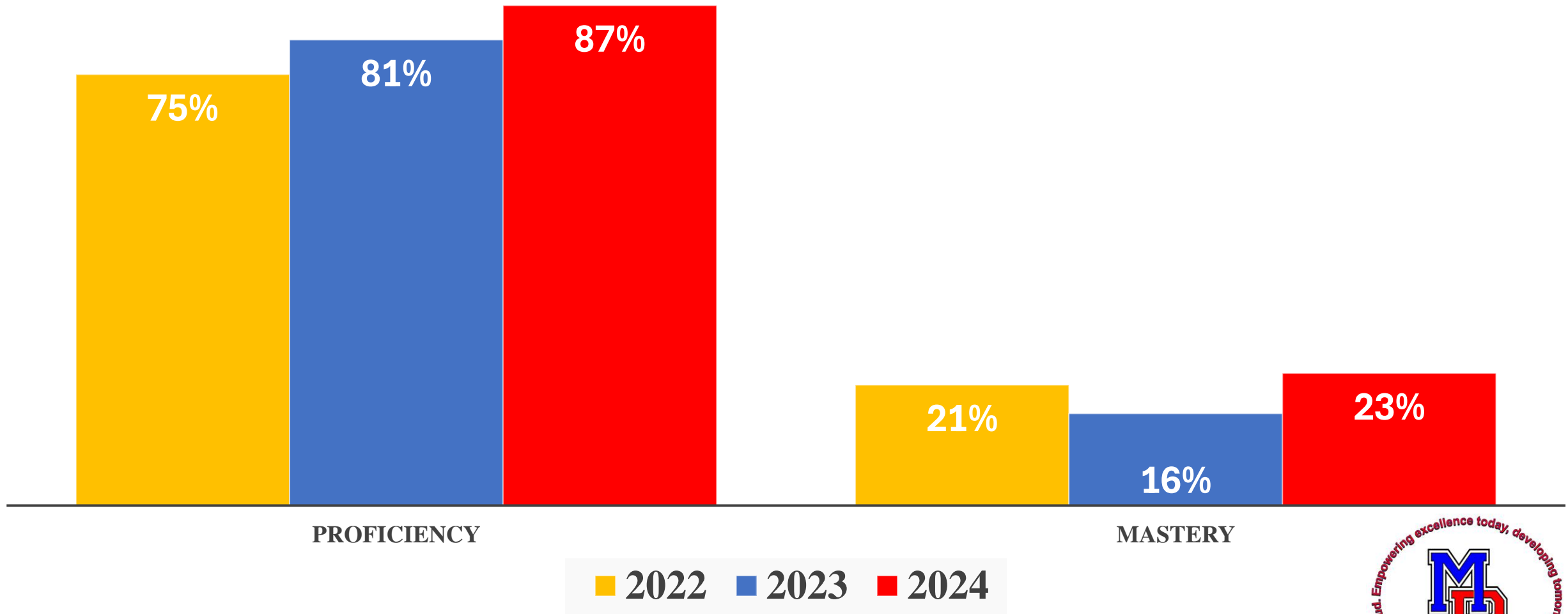
MASTERY

■ 2022 ■ 2023 ■ 2024



*Empowering excellence today, developing tomorrow's achievers, forever Miller Place proud.*

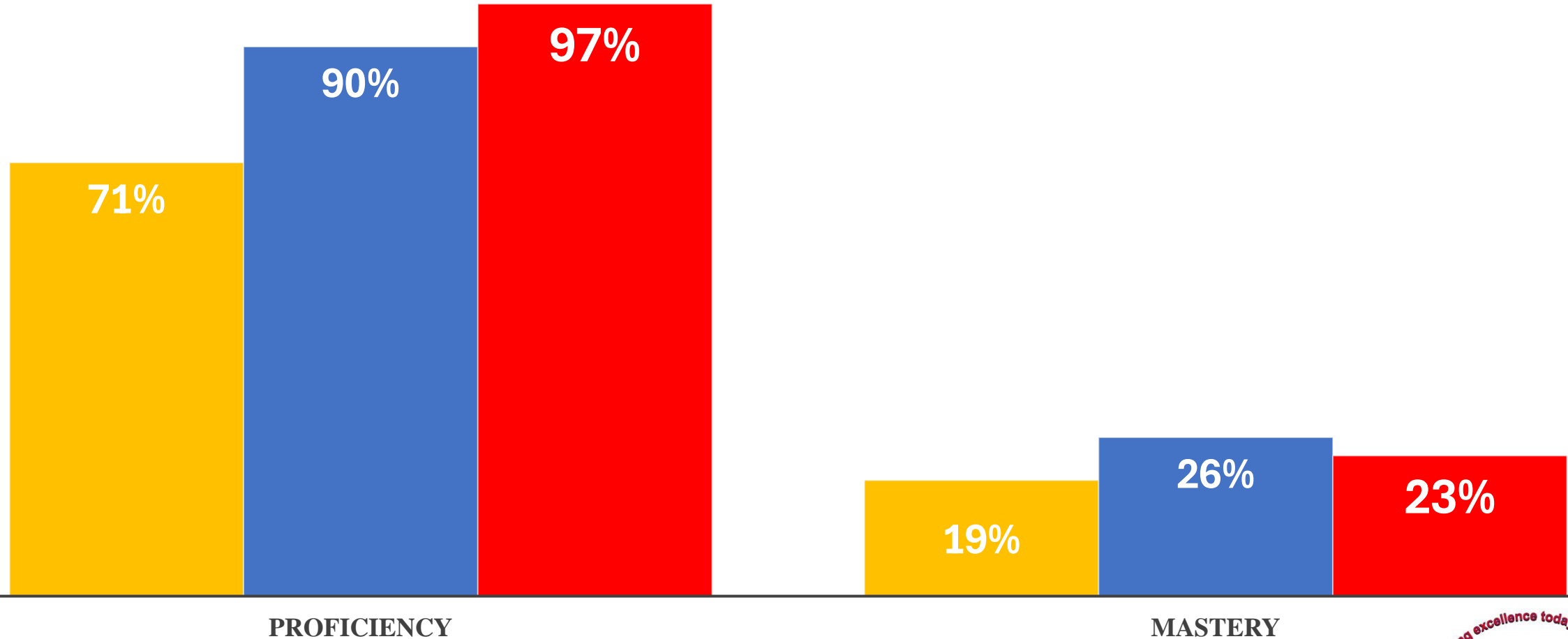
# Geometry Regents (Grade 9 Accelerated/Grade 10)



*Empowering excellence today, developing tomorrow's achievers, forever Miller Place proud.*



# Algebra II Regents



■ 2022 ■ 2023 ■ 2024



*Empowering excellence today, developing tomorrow's achievers, forever Miller Place proud.*

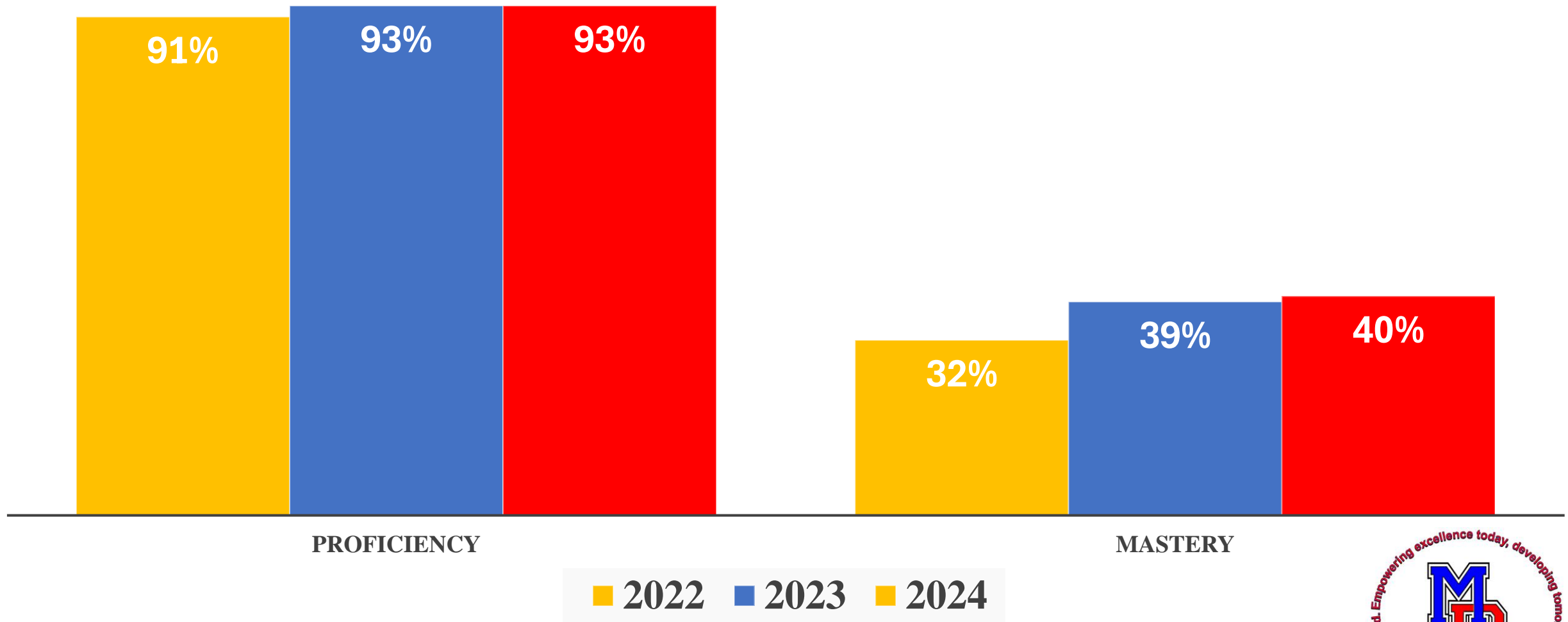
# **Social Studies Regents**

## **2022-2024**

*Empowering excellence today, developing tomorrow's achievers, forever Miller Place proud.*



# Global History & Geography Regents (Grade 10)

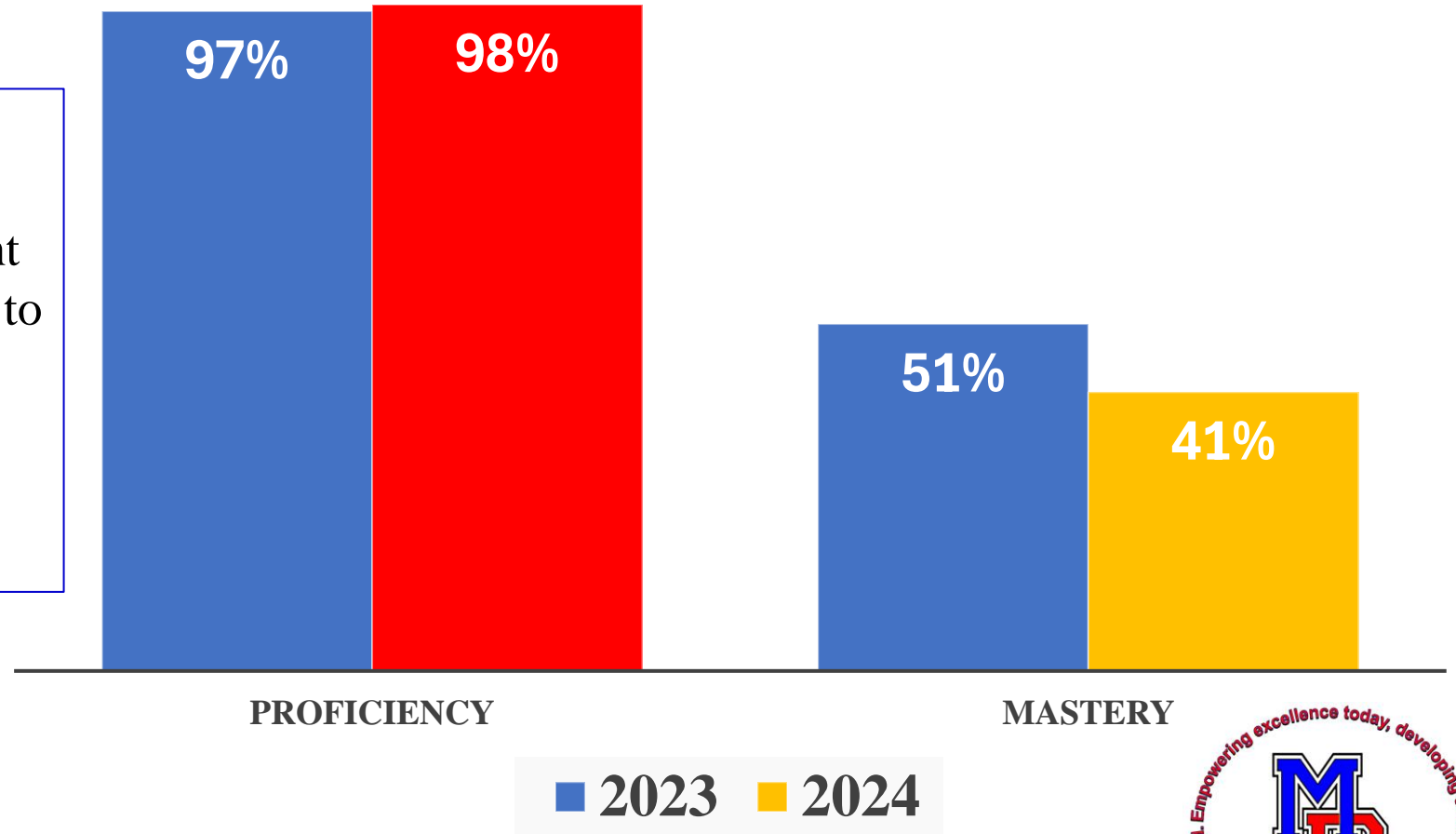


*Empowering excellence today, developing tomorrow's achievers, forever Miller Place proud.*



# U.S. History & Government Regents (Grade 11)

The NYS Education Department (NYSED) announced that the June 2022 U.S. History & Government Regents Exam had been canceled due to “content in the exam having the potential to compound student trauma caused by the recent violence in Buffalo.”



*Empowering excellence today, developing tomorrow's achievers, forever Miller Place proud.*

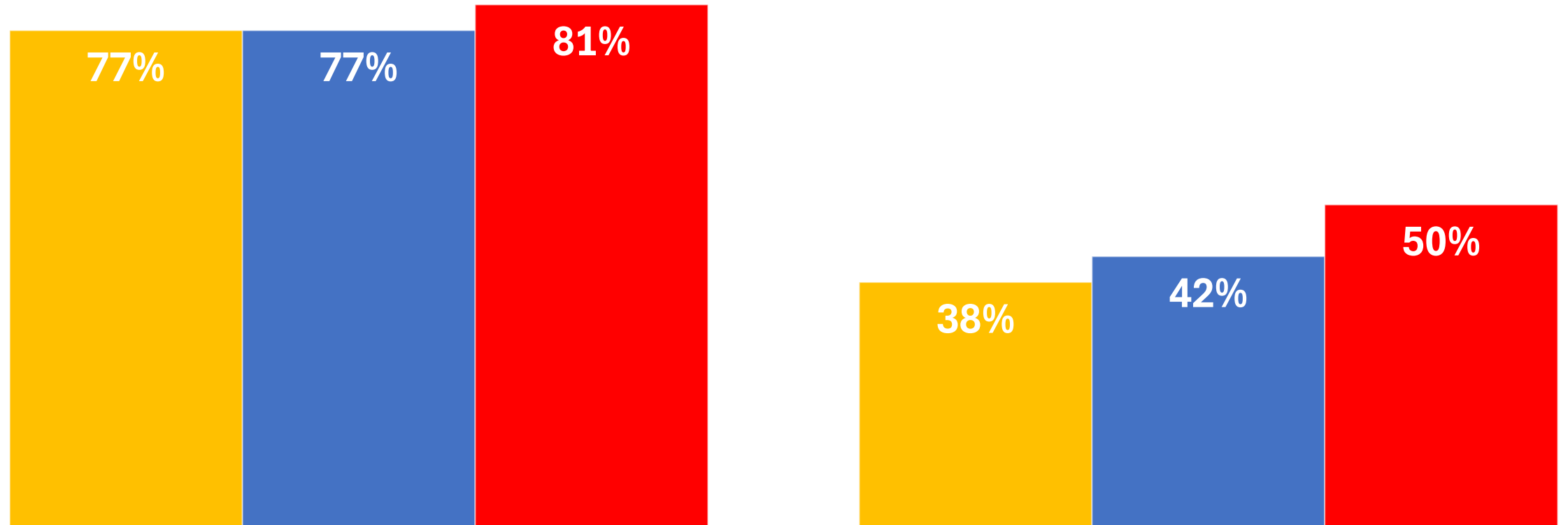


# Science Regents 2022-2024

*Empowering excellence today, developing tomorrow's achievers, forever Miller Place proud.*



# Earth Science Regents (Grade 8 Accelerated/Grade 9)



PROFICIENCY

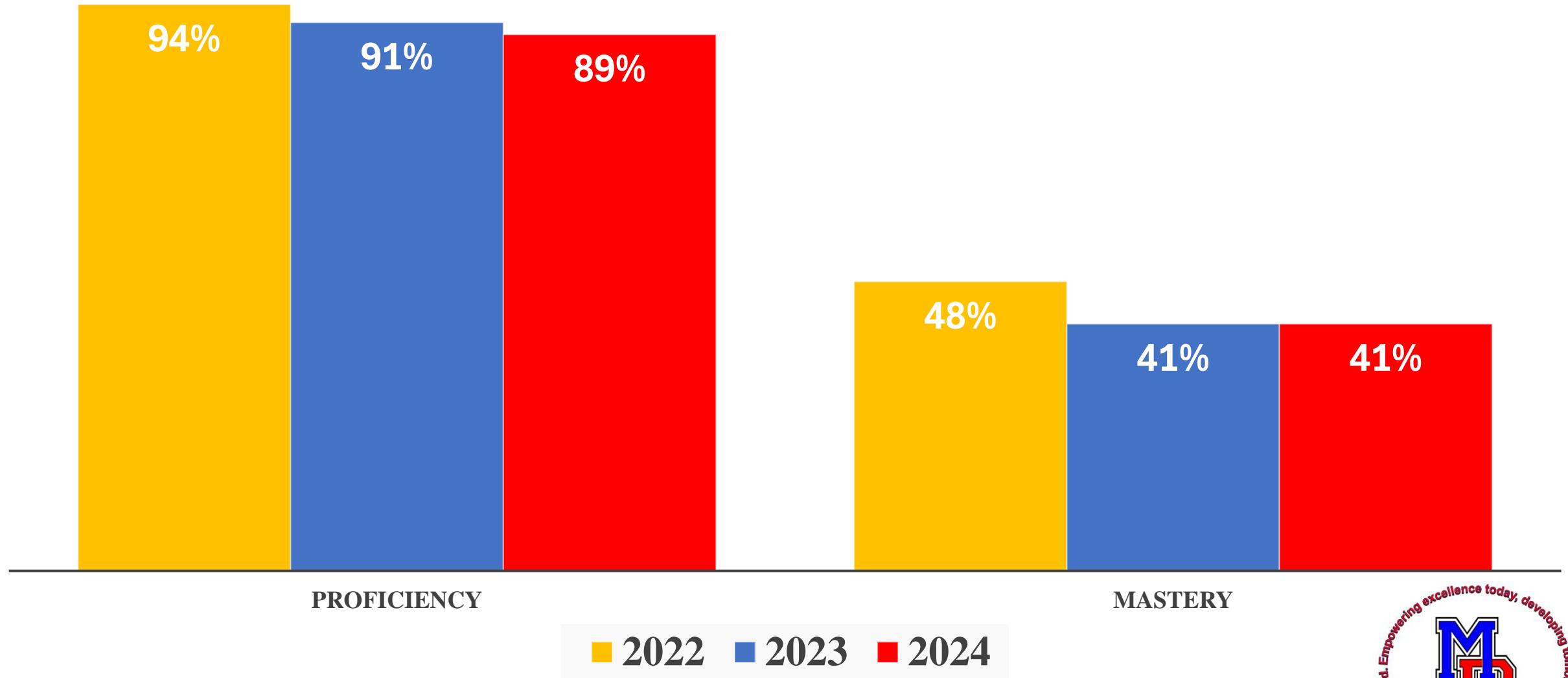
MASTERY

■ 2022 ■ 2023 ■ 2024



*Empowering excellence today, developing tomorrow's achievers, forever Miller Place proud.*

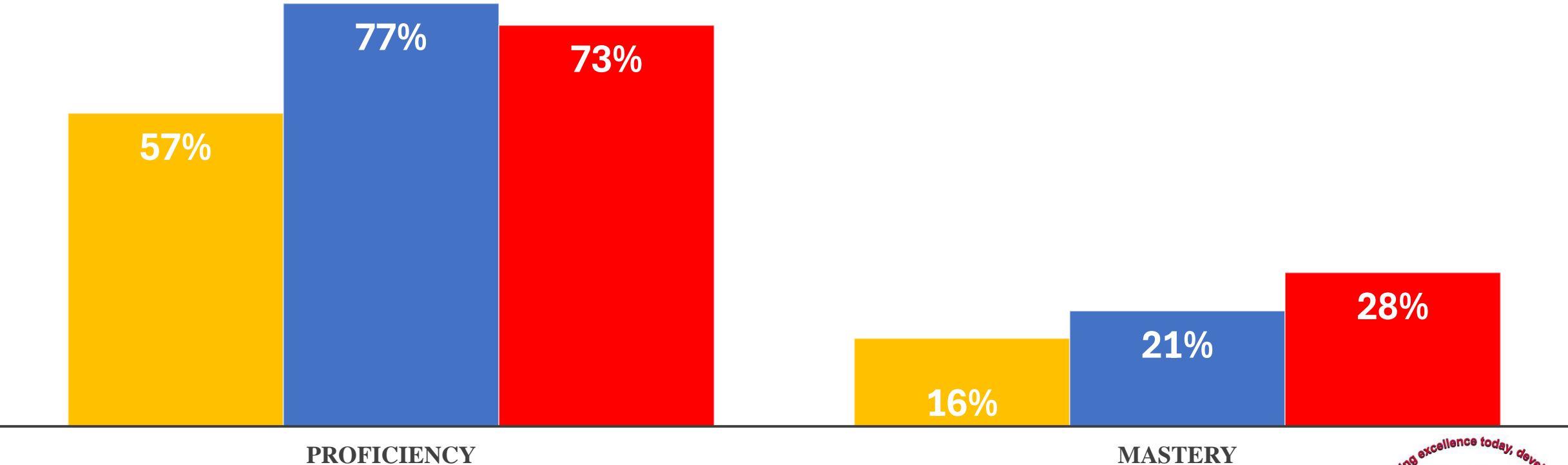
# Living Environment Regents (Grade 9 Accelerated/Grade 10)



*Empowering excellence today, developing tomorrow's achievers, forever Miller Place proud.*



# Chemistry Regents (Grade 10 Accelerated/Grade 11)

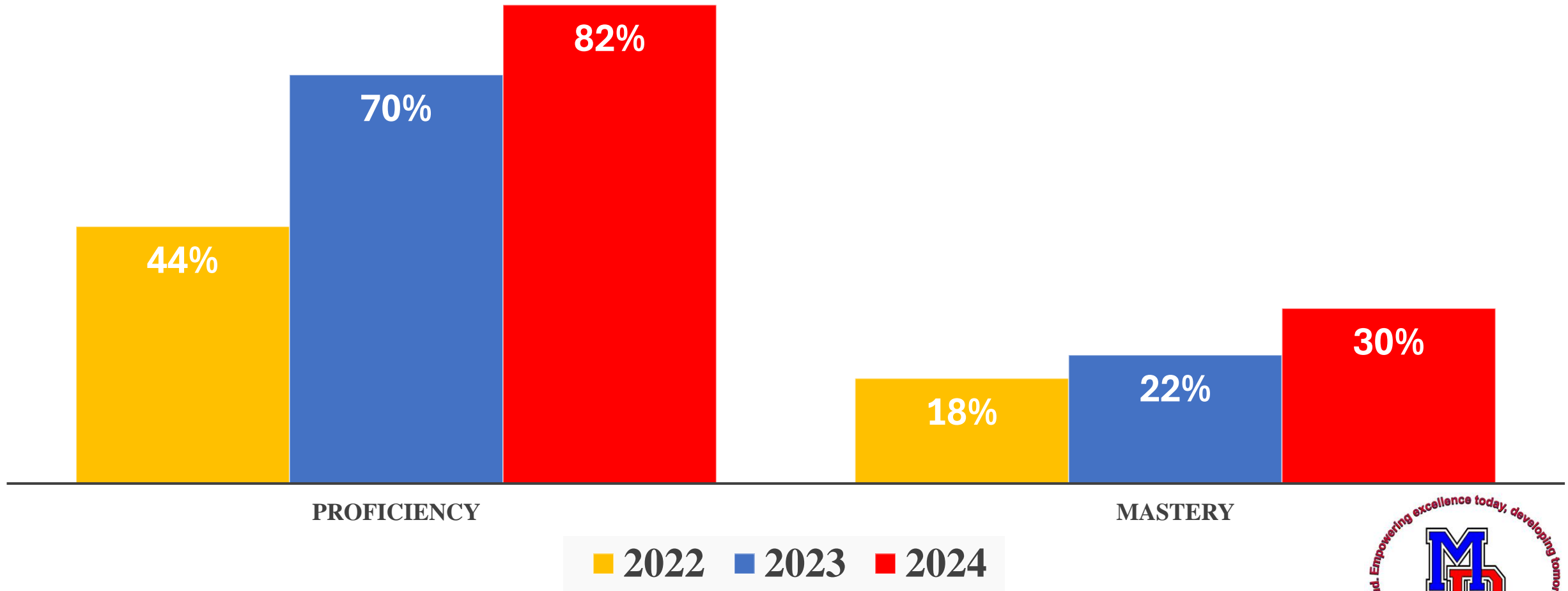


■ 2022 ■ 2023 ■ 2024



*Empowering excellence today, developing tomorrow's achievers, forever Miller Place proud.*

# Physics Regents



*Empowering excellence today, developing tomorrow's achievers, forever Miller Place proud.*



# Regents Proficiency Results 2022-2024

Exam	2022	2023	Change	2024	Change	*Change from 2022
ELA	93	93	0%	93	0%	0%
Algebra I	87	89	+2.3%	90**	+1.1%	+2.9%
Geometry	75	81	+8%	87	+7.4%	+12%
Algebra II	71	90	+26.8%	97	+7.8%	+31.7%
Global History & Geo	91	93	+2.2%	93	0%	+2.2%
U.S. History & Gov	N/A	97	N/A	98**	+1.0%	+1.0%
Earth Science	77	77	0%	81	+5.2	+2.6%
Living Environment	94	91	-3.2%	89	-2.2%	-4.3%
Chemistry	57	77	+35.1%	73	-5.2%	+31.6%
Physics	44	70	+59.1%	82	+17.1%	+72.7%

\*Represents the average scores from 2023 and 2024 compared to 2022

\*\*First Regents administration in alignment with new standards

*Empowering excellence today, developing tomorrow's achievers, forever Miller Place proud.*



# Regents Mastery (85 $\geq$ ) Results 2022-2024

Exam	2022	2023	Change	2024	Change	*Change from 2022
ELA	59	67	+13.6%	64	-4.5%	<b>+11%</b>
Algebra I	22	35	<b>+59.1%</b>	30**	-16.7%	+44.7%
Geometry	21	16	-23.8%	23	<b>+43.8%</b>	-7.1%
Algebra II	19	26	<b>+36.8%</b>	23	-11.5%	<b>+28.9%</b>
Global History & Geo	32	39	<b>+17.9%</b>	40	<b>+2.6%</b>	<b>+23.4</b>
U.S. History & Gov	N/A	51	N/A	41**	-19.6%	-19.6%
Earth Science	38	42	<b>+10.5%</b>	50	<b>+19%</b>	<b>+21.1%</b>
Living Environment	48	41	-14.6%	41	0%	-14.6%
Chemistry	16	21	<b>+31.2%</b>	28	<b>+33.3%</b>	<b>+53.1%</b>
Physics	18	22	<b>+22.2%</b>	30	<b>+36.4%</b>	<b>+44.4%</b>

\*Represents the average scores from 2023 and 2024 compared to 2022

\*\*First Regents administration in alignment with new standards

*Empowering excellence today, developing tomorrow's achievers, forever Miller Place proud.*



# Miller Place High School Advanced Placement Exams 2022-2024

*Empowering excellence today, developing tomorrow's achievers, forever Miller Place proud.*



# Miller Place Advanced Placement Enrollment

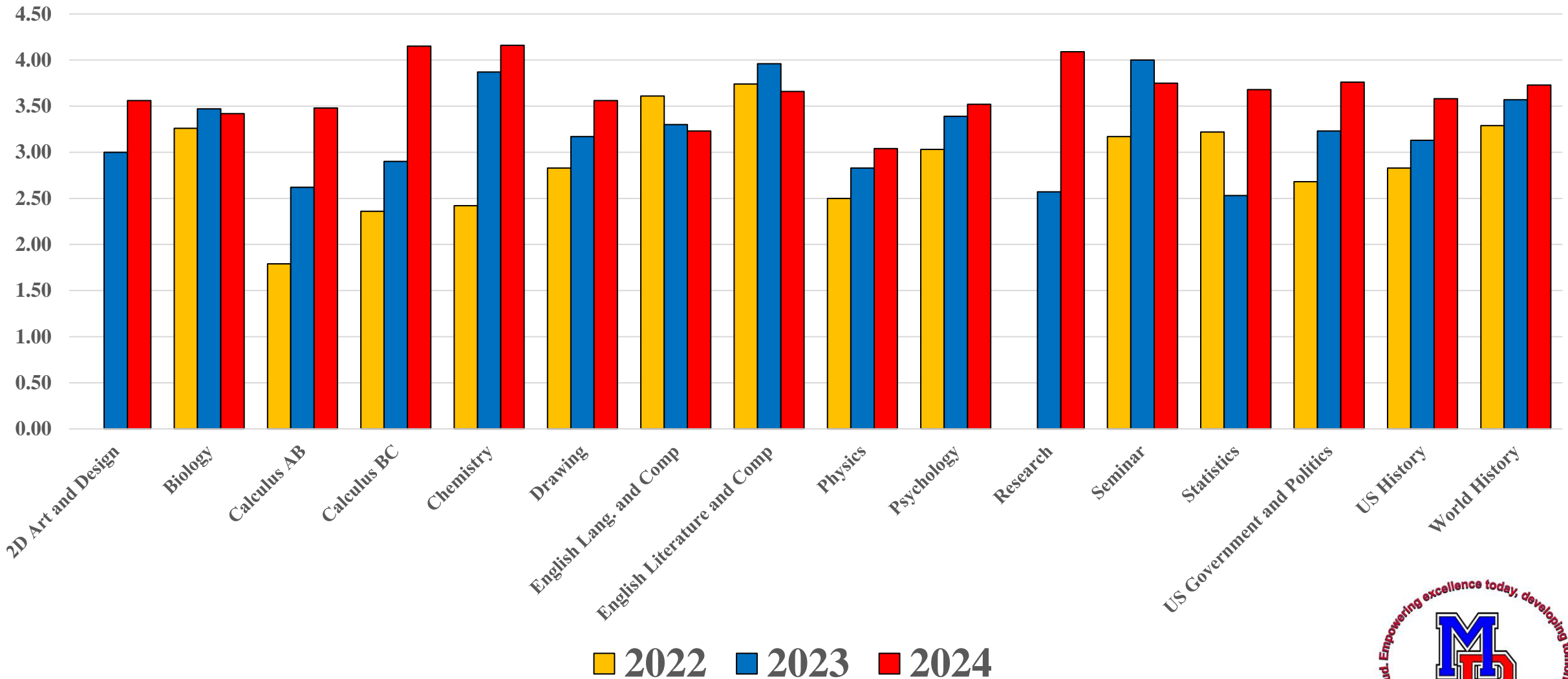
Advanced Placement Information	2022-2023	2023-2024	Change	2024-2025	Change
Student Enrollment Grades 10-12	611	628	+17	587	-41
AP Student Enrollment	233*	268*	+35	318*	+50
Percentage of Students Enrolled in AP Courses	38%	43%	+5	54%	+11%

\*Students taking at least 1 Advanced Placement course



*Empowering excellence today, developing tomorrow's achievers, forever Miller Place proud.*

# Miller Place Advanced Placement Exam Average Score Comparison by Subject 2022-2024

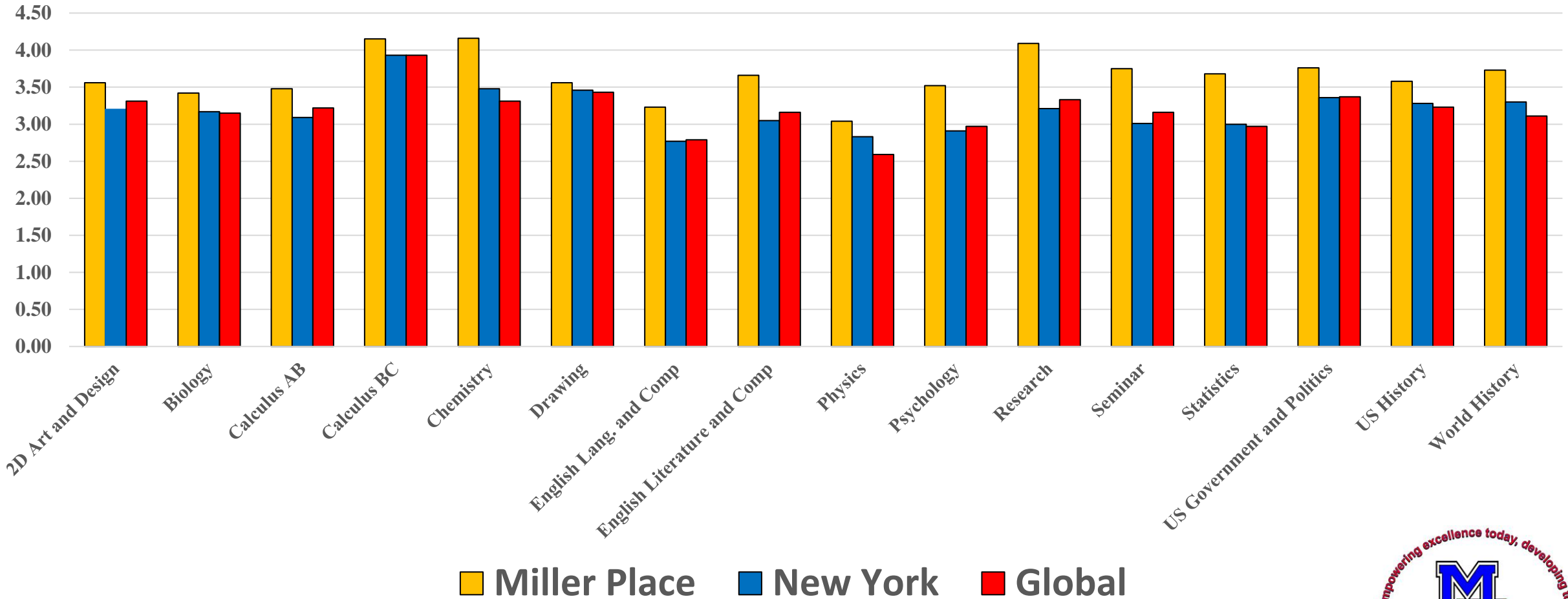


*Empowering excellence today, developing tomorrow's achievers, forever Miller Place proud.*



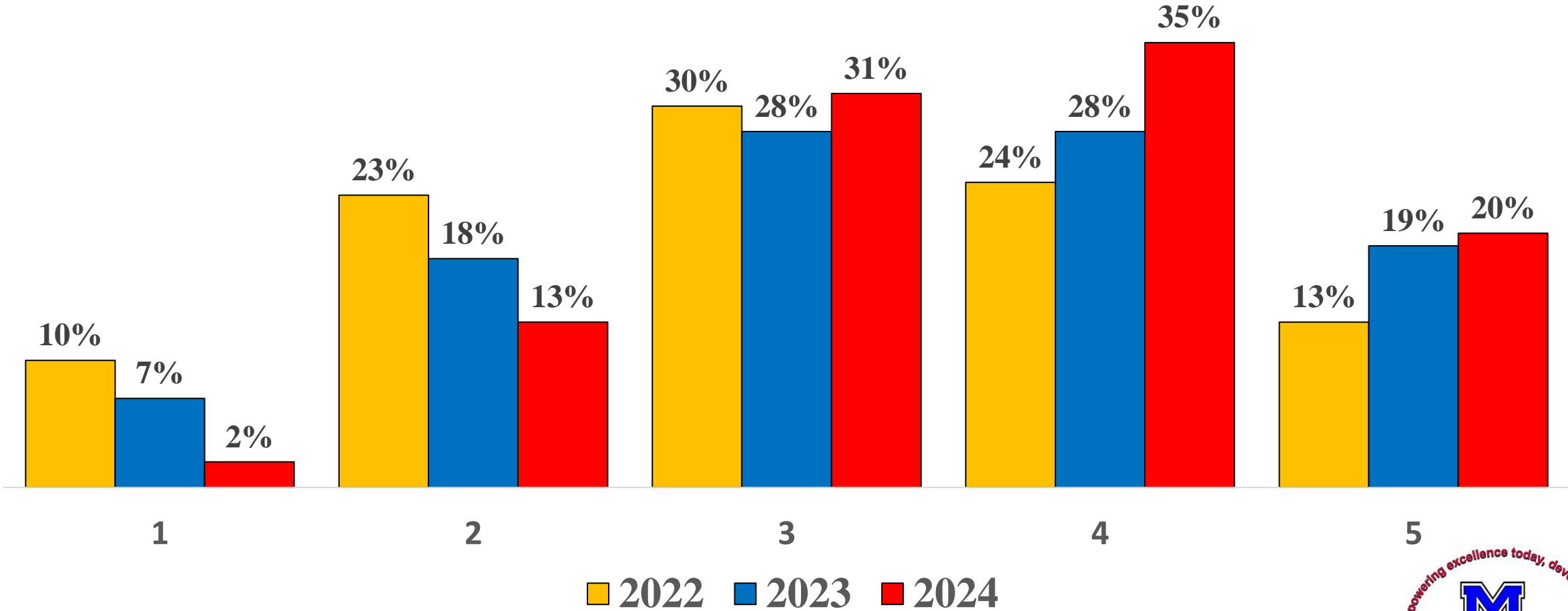
# Advanced Placement Exam 2024 Average Score Comparison

## MPHS, New York State, and Global by Subject



*Empowering excellence today, developing tomorrow's achievers, forever Miller Place proud.*

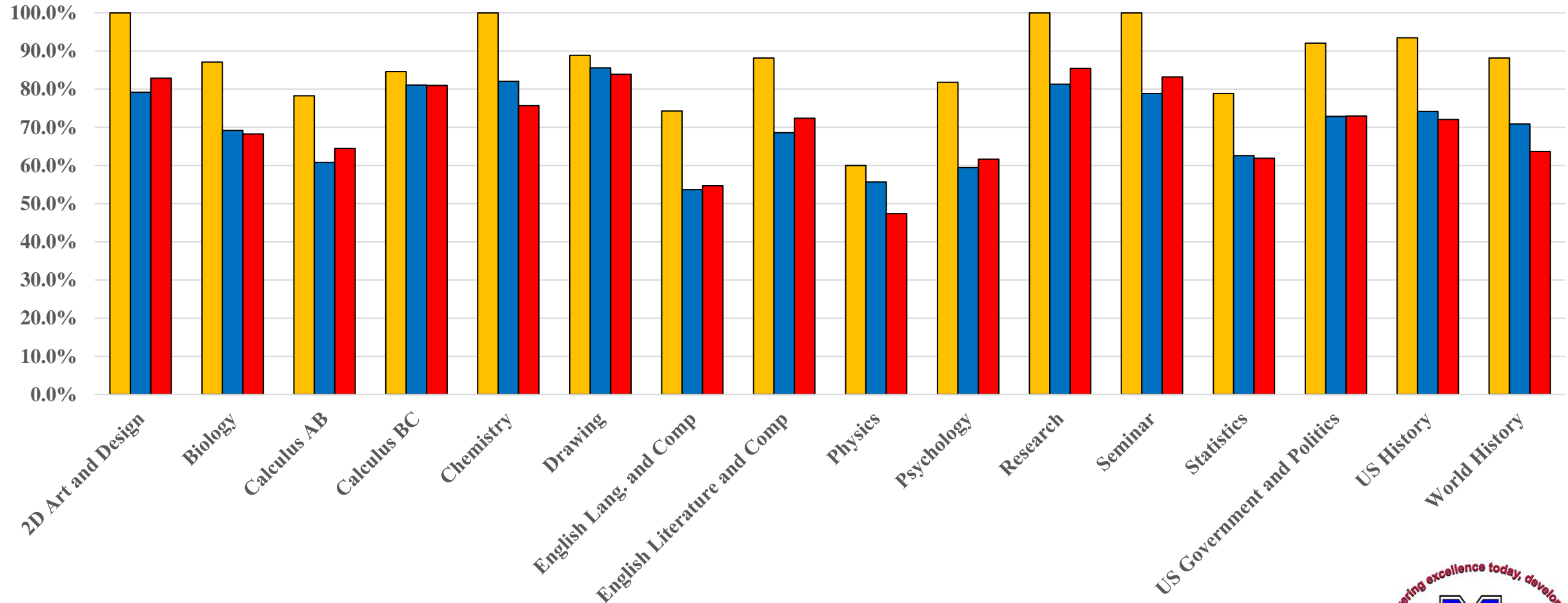
# Miller Place Advanced Placement Exam Score Comparison 2022-2024



*Empowering excellence today, developing tomorrow's achievers, forever Miller Place proud.*



# Percentage of Advanced Placement Students Scoring 3 or Above **MPHS, New York State, and Global by Subject 2024**



■ Miller Place   
 ■ New York   
 ■ Global

*Empowering excellence today, developing tomorrow's achievers, forever Miller Place proud.*



# Miller Place Advanced Placement Results Overview

Advanced Placement Information	2022	2023	Change	2024	Change
Student Enrollment	243	233	-10	268	+35
Students Scoring 3 or Above	183	188	+5	241	<b>+53</b>
Percentage of Students Scoring 3 or Above	75.3%	80.7%	<b>+5.4%</b>	89.9%	<b>+9.2</b>

*Empowering excellence today, developing tomorrow's achievers, forever Miller Place proud.*



# AP College Board School Honor Roll

- Recognizes schools that “reflect a commitment to increasing college-going culture, providing opportunities for students to earn college credit, and maximizing college readiness.”
- Recognizes schools across four levels of distinction.
  - Platinum, Gold, Silver, and Bronze
- Criteria\* includes:
  - *College Culture*: 40% or more of the graduating cohort took at least 1 AP Exam during high school.
  - *College Credit*: 25% or more of the graduating cohort scored a 3 or higher on at least 1 AP Exam during high school.
  - *College Optimization*: 2% or more of the graduating cohort took 5 or more AP Exams during high school. At least 1 of those exams was taken in 9th or 10th grade, so that students are spreading their AP experience across grades rather than feeling disproportionate pressure in any single year.


\*Criteria are anchored in research-based relationships between AP and college outcomes

*Empowering excellence today, developing tomorrow's achievers, forever Miller Place proud.*



# AP College Board School Honor Roll 2024:

## Miller Place High School – Silver Level



*Empowering excellence today, developing tomorrow's achievers, forever Miller Place proud.*

# Increasing Student Achievement

- Rigorous Instruction
  - Focus on essential questioning and differentiated instruction
  - Audit (digital and print) resources and materials
  - Advanced Placement, College Level (Dual Enrollment), and Honors courses
- Professional Development and Articulation
  - Departmental articulation: assessment data analysis, curriculum and assessment alignment
- Literacy
  - P-3 Literacy Briefs and Science of Reading District-wide
- Math
  - Elementary assessments
  - Course progressions and alignment
- Science
  - New York State Science Learning Standards, Investigations, and Phenomenon-based instruction
- Social Studies
  - Inquiry-based learning, DBQs and CRQs, thematic essays, Civics
- Learning supports
  - RtI, AIS, Operation Success, data-driven decisions

## Next Steps...

- Utilize building-level Data Inquiry Teams to inform instruction;
- On-going grade level and departmental articulation including data analysis and discussions to assess student strengths and weaknesses;
- On-going professional development opportunities which aligns with needs identified by the data;
- Ongoing curriculum alignment, mapping, and professional development;
- Continue to assess the quality and quantity of remedial and support services;
- Continue to assess the quality and quantity of enrichment opportunities;
- Maintain and support a culture of collaboration;
- Review the areas that require improvement, analyze the data, and make necessary instructional and curricular adjustments in collaboration with faculty and administration as needed.

# *Questions*

*Empowering excellence today, developing tomorrow's achievers, forever Miller Place proud.*